



# WOMEN'S BASKETBALL

WVU ATHLETIC COMMUNICATIONS  
PO Box 877 | Morgantown, WV 26507-0877  
304.293.2821

WVUSPORTS.com

## 2016-17 SCHEDULE/RESULTS

OVERALL:	18-9
BIG 12:	6-9
HOME:	13-3
AWAY:	2-6
NEUTRAL:	3-0

DATE	OPPONENT	TIME/RESULT
Oct. 31	Concord (exh.)	W, 104-48
Nov. 12	Charleston Southern	W, 88-38
Nov. 15	Howard	W, 95-49
Nov. 19	Coppin State	W, 69-39
Nov. 22	vs. North Carolina A&T ^	W, 80-64
Nov. 23	vs. East Carolina ^	W, 79-47
Nov. 24	vs. Auburn ^	W, 56-52
Nov. 27	High Point	W, 82-59
Nov. 30	Morehead State	W, 94-53
Dec. 4	Ole Miss ^ (Nexstar)	W, 66-61
Dec. 10	USC Upstate	W, 91-33
Dec. 17	vs. Longwood #	W, 107-40
Dec. 21	Mount St. Mary's	W, 77-45
Dec. 29	at TCU	W, 83-61
Jan. 1	at K-State (Cox Kansas)	L, 86-71
Jan. 4	#2 Baylor (FS2)	L, 91-56
Jan. 8	#20/24 Oklahoma (FS1)	W, 83-73
Jan. 11	at Texas Tech (FCS Pacific)	L, 75-66
Jan. 14	#16/17 Texas	L, 73-63
Jan. 18	at Kansas (ESPN3)	W, 62-51
Jan. 21	at #2/2 Baylor (FSN)	L, 79-73
Jan. 25	Texas Tech	W, 89-79
Jan. 29	at #12/13 Texas (FS1)	L, 69-54
Feb. 4	Iowa State	L, 80-55
Feb. 7	at #19/22 Oklahoma (FCS Central)	L, 90-87 (2OT)
Feb. 11	Oklahoma State	W, 79-53
Feb. 15	#24 K-State (ROOT SPORTS)	W, 66-59
Feb. 18	at Iowa State	L, 68-53
Feb. 22	TCU	7:00 p.m.
Feb. 25	at Oklahoma State	6:00 p.m.
Feb. 27	Kansas (ROOT SPORTS)	7:00 p.m.
Mar. 3-6	Phillips 66 Big 12 Championship+	

^ Savannah Invitational (Savannah, Ga.)

& SEC/Big 12 Challenge

# Played in Charleston, W.Va.

\* Big 12 Conference Game

+ Phillips 66 Big 12 Championship (Oklahoma City, Okla.)

All times Eastern • Dates and times subject to change

### MEDIA CONTACT:

Russell Luna/Associate Director  
Email: Russell.Luna@mail.wvu.edu  
Office: (304) 293-2821  
Cell: (304) 290-6236

## GAME 28 // WEST VIRGINIA VS. TCU

WED., FEB. 22, 2017 | 7 P.M. ET | WVU COLISEUM (14,000) | MORGANTOWN, W.VA.



### GAME INFORMATION

Live Video ..... WVUsports.com  
Radio ... Mountaineer Sports Network from IMG  
Talent ..... Dan Zangrilli and Meg Bulger  
Live Updates ..... @WVUWBB  
Live Stats ..... WVULiveStats.com



### TCU

Ranking (AP/Coaches) ..... NR/NR  
2016-17 Record ..... 12-14, 4-11 Big 12  
Head Coach ..... Raegan Pebley  
3rd Season at TCU ..... 48-43 (.527)  
14th Season Overall ..... 204-218 (.483)  
Scoring Leader ..... Alix, 13.0 ppg  
Rebounds Leader ..... Moore, 6.9 rpg  
Assists Leader ..... Alix, 4.5 apg  
Steals Leader ..... Butts, 1.3 spg  
Blocks Leader ..... Moore, 1.6 bpg

### WEST VIRGINIA

Ranking (AP/Coaches) ..... RV/RV  
2016-17 Record ..... 18-9, 6-9 Big 12  
Head Coach ..... Mike Carey  
16th Season at WVU ..... 340-180 (.654)  
29th Season Overall ..... 628-282 (.690)  
Scoring Leader ..... T. Martin, 17.5 ppg  
Rebounding Leader .... Montgomery, 9.4 rpg  
Assists Leader ..... Ray, 5.9 apg  
Steals Leader ..... T. Martin, 1.9 spg  
Blocks Leader .... Montgomery, 3.0 bpg

## THE TREND



### MULDROW FIVE AWAY FROM 1,000

Junior Teana Muldrow (995) is just five points away from becoming the 33rd Mountaineer to join the 1,000-point club at WVU. Muldrow is second on the team this season with 14.2 points per game.

## WEST VIRGINIA'S PROBABLE STARTERS

P #	Name	Ht.	Cl.	Hometown	PPG	RPG	FG%	3FG%	Other Stat
G 12	Chania RAY	5-8	Jr.	Alexandria, Va.	8.7	3.9	33.8	28.0	5.9 APG
G 22	Katrina PARDEE	5-9	So.	Cedar Park, Texas	7.2	1.9	36.5	38.3	1.6 3PTPG
G 5	Tynice MARTIN	5-10	So.	Atlanta, Ga.	17.5	4.0	40.6	36.2	1.9 SPG
F 11	Teana MULDROW	6-1	Jr.	East Orange, N.J.	14.2	8.2	46.8	36.2	1.5 SPG
C 15	Lanay MONTGOMERY	6-5	Sr.	Pittsburgh, Pa.	11.7	9.4	68.4	0.0	3.0 BPG

## QUICK HITTERS

- West Virginia (18-9, 6-9) and TCU (12-14, 4-11) meet for the first time since opening Big 12 play on Dec. 29. The Mountaineers prevailed with an 83-61 victory in Fort Worth.
- WVU is looking for its fourth regular-season series sweep over the Horned Frogs. The Mountaineers own a 4-0 mark against TCU at the WVU Coliseum.
- West Virginia dropped a 68-53 contest at Iowa State on Saturday after scoring a season-low 53 points. Lanay Montgomery led the way with 15 points and 10 rebounds and became the first Mountaineer since 2009 to reach 10 double-doubles in a season and the first Mountaineer to record 19 or more double-doubles in a career since 1999.
- The Mountaineers are aiming for their 14th win at home this season, which would be tied for the third-most home victories in program history.
- Tynice Martin leads the Mountaineers with 17.5 points per game, which sits second in the Big 12 Conference. Montgomery continues to pace the Big 12 with a 68.4 FG%.



WVU Women's Basketball



@WVUWBB

#HailWV



@WVUWBB



## STATISTICAL COMPARISONS

	WVU	TCU
<b>Scoring</b> .....	2024	1870
Per Game.....	75.0	71.9
Scoring Margin .....	+13.2	+3.3
Scoring Defense .....	61.7	68.6
<b>Field Goals-Att</b> .....	<b>736-1650</b>	<b>645-1540</b>
Field Goal % .....	.446	.419
Field Goal Defense ...	.370	.394
<b>3-Pt FG-Att</b> .....	<b>185-520</b>	<b>200-530</b>
3-Pt FG % .....	.356	.377
3-Pt FG Per Game.....	6.9	7.7
3-Pt FG Defense.....	.302	.313
<b>Free Throws</b> .....	<b>367-516</b>	<b>380-520</b>
FT Percentage .....	.711	.731
FT Made Per Game.....	1367	14.6
<b>Rebounds</b> .....	<b>1123</b>	<b>959</b>
Per Game.....	41.6	36.9
Margin.....	+6.2	-3.2
<b>Assists</b> .....	<b>434</b>	<b>413</b>
Per Game.....	16.1	15.9
<b>Turnovers</b> .....	<b>447</b>	<b>400</b>
Per Game.....	16.6	15.4
Margin.....	+0.1	+0.6
Assist/TO Ratio.....	1.0	1.0
<b>Steals</b> .....	<b>232</b>	<b>206</b>
Per Game.....	8.6	7.9
<b>Blocks</b> .....	<b>160</b>	<b>137</b>
Per Game.....	5.9	5.3
<b>Win/Loss Streak</b> .....	<b>L1</b>	<b>L3</b>

## SERIES HISTORY

### WVU LEADS SERIES, 11-1

- In Morgantown:** WVU leads, 4-0
- In Fort Worth:** WVU leads, 4-1
- At Neutral Site:** WVU leads, 3-0

### Last Five Meetings:

- Dec. 29, 2016 - W, 83-61 - Fort Worth
- Feb. 24, 2016 - W, 83-72 - Morgantown
- Jan. 24, 2016 - W, 97-84 - Fort Worth
- Feb. 24, 2015 - L, 73-63 - Fort Worth
- Feb. 4, 2015 - W, 76-71 - Morgantown

## SCOUTING TCU

- TCU (12-4, 4-11) has dropped five of its last seven games, including a 68-65 setback to Kansas State on Saturday.
- The Horned Frogs are averaging 71.9 points and giving up 68.6 points per game to opponents. TCU is shooting 41.9 percent (645-of-1540) from the field. The Frogs' 37.7 three-point field goal percentage (200-of-530) is third in the Big 12 and 17th nationally.
- TCU is third in the league in assists per game (15.9 apg) and free throw percentage (73.1).
- AJ Alix leads the Horned Frogs with 13.0 points per game, while her 41.1 percentage (62-of-151) from three-point range ranks 28th in the NCAA. Alix also leads the team with 119 assists. Jada Butts and Amy Okonkwo follow with 11.5 and 10.3 points per game, respectively.
- Sophomore Jordan Moore is the team's top rebounder, pulling in 6.9 boards per game.

## 2016-17 NUMERICAL ROSTER & PRONUNCIATIONS



No.	Name	Pronounced	Pos.	Ht.	Yr.	Hometown/Previous School
2	Alexis Brewer		G	5-9	So.	Buffalo, Ky./Bardstown
4	Nia Staples	NEE-uh	G	5-9	Fr.	Cincinnati, Ohio/Lakota West
5	Tynice Martin	TIE-neece	G	5-10	So.	Atlanta, Ga./SW Atlanta Christian Aca.
11	Teana Muldrow	tee-AH-nuh.MULL-droh	F	6-1	Jr.	East Orange, N.J./East Orange
12	Chania Ray	shuh-NYE-uh	G	5-8	Jr.	Alexandria, Va./Florida State
13	Kristina King		F	6-3	Jr.	Mebane, N.C./Gulf Coast State
14	Bailey Thomas		G	5-9	Fr.	Rochester Hills, Mich./Centennial (Nev.)
15	Lanay Montgomery	luh-NAY	C	6-5	Sr.	Pittsburgh, Pa./Aca. of the Holy Cross
20	Desiree Rhodes	DEZ-uh-ray	P	6-1	Sr.	Aurora, Ill./Wabash Valley College
22	Katrina Pardee	par-DEE	G	5-9	So.	Cedar Park, Texas/Vista Ridge
23	Aisha Edwards	eye-EE-shuh	G	5-8	Jr.	Boca Raton, Fla./Chipola College
24	Anja Martin	ANN-juh	F/G	5-11	So.	San Antonio, Texas/John Paul Stevens
34	Theresa Ekhehar*	EK-hel-ARR	C	6-6	So.	Woodbridge, N.J./Ohio State
45	Marlena Schmidt		F	6-6	r-Fr.	Eighty Four, Pa./Ringgold
55	Krystaline McCune	CHRIS-tuh-lynn mih-CYON	F	6-4	Fr.	Louisville, Ky./duPont Manual

\* - Must sit out until the end of the fall 2017 semester due to NCAA transfer rules

**Head Coach:** Mike Carey (16th season)

**Associate Head Coach:** Chester Nichols (9th season)

**Assistant Coaches:** Diane Richardson (1st season), Lester Rowe (6th season)

## LAST TIME OUT

- A 13-0 Iowa State run in the third quarter helped the Cyclones down West Virginia, 68-53, in Ames on Saturday. WVU's 53 points were a season-low.
- Lanay Montgomery became the first Mountaineer since Maria Tchobanova in 1999 to record her 19th career double-double, scoring 15 points and grabbing 10 rebounds. Montgomery's 10 double-doubles are the most in a season since Liz Repella's 12 in 2009.
- Tynice Martin added 15 points and Chania Ray led the team with seven assists.
- Teana Muldrow finished with 11 points and nine rebounds. The junior is five away from reaching the 1,000-point milestone.

## FEBRUARY FACTS

- West Virginia is 68-50 (.576) in the month of February under Mike Carey.
- Under Carey, when West Virginia wins five or more games in the month of February, the Mountaineers have reached the NCAA Tournament (seven times). Only twice has WVU reached the tournament winning five or fewer games (3 in 2011 and 4 in 2004).
- WVU has won five or more games in February in four of the last five seasons: 6 in 2016, 7 in 2014, 5 in 2013 and 6 in 2012.
- WVU has two wins this month with wins over Oklahoma State and Kansas State.

## MULDROW FIVE AWAY FROM 1,000

- Junior Teana Muldrow needs just five points to become the 33rd Mountaineer to reach the 1,000-point club.
- Muldrow is fifth in the Big 12 with 8.2 rebounds per game and is 11th with 14.2 points per game.
- Muldrow is 12th all-time at WVU with 111 made treys.
- She is 13th all-time with 77 career blocks.
- Muldrow is the active team leader with 50 games scored in double-figures.
- She earned all-tournament honors earlier this season at the Savannah Invitational.

## NEARING SEASON'S END

- As of Monday, WVU holds a team RPI of 56 with five top 100 RPI victories.
- WVU holds top 50 RPI victories over No. 14 Oklahoma, No. 24 Kansas State and No. 36 Auburn.
- If the Phillips 66 Big 12 Championship was played today, West Virginia would be the No. 6-seed and face No. 3-seed Oklahoma.

## BIG 12 ACADEMIC RECOGNITION

- Five Mountaineers earned Academic All-Big 12 honors last Thursday.
- Lanay Montgomery and Katrina Pardee grabbed Academic All-Big 12 First Team accolades, while Alexis Brewer, Chania Ray and Desiree Rhodes were named to the Academic All-Big 12 Second Team.

## IN THE POLLS

### Associated Press Poll (Feb. 20)

Team	W-L	Pts.
1. Connecticut (33)	26-0	825
2. Maryland	26-1	788
3. Mississippi State	27-1	755
4. Baylor	25-2	731
5. Notre Dame	25-3	682
6. Texas	21-5	608
7. South Carolina	22-4	602
8. Florida State	24-4	583
8. Stanford	24-4	583
10. Oregon State	25-3	528
11. Washington	25-4	494
12. Ohio State	23-5	469
13. Duke	24-4	467
14. Louisville	23-6	414
15. UCLA	20-7	350
16. Oklahoma	21-6	340
17. Miami	19-7	274
18. NC State	20-7	232
19. DePaul	22-6	208
20. Syracuse	18-9	162
21. Drake	22-4	123
22. Kentucky	19-8	110
23. Temple	21-5	99
24. Missouri	19-9	62
25. Michigan	21-7	53

**OTHERS RECEIVING VOTES:** Texas A&M 45, Kansas State 45, Creighton 32, South Florida 27, Tennessee 9, Belmont University 7, Green Bay 4, **West Virginia 4**, Arizona State 3, Colorado State 2, Tulane 2, Wright State 1, LSU 1, Marquette 1

### USA Today Coaches' Poll (Feb. 21)

Team	W-L	Pts.
1. Connecticut (32)	26-0	800
2. Mississippi State	27-1	760
3. Baylor	26-2	738
4. Notre Dame	25-3	692
5. Maryland	26-2	677
6. Stanford	24-4	574
7. South Carolina	22-4	559
8. Oregon State	25-3	553
9. Ohio State	24-5	532
10. Texas	21-6	507
11. Florida State	24-4	501
12. Washington	25-4	491
13. Duke	24-4	439
14. Louisville	23-6	435
15. UCLA	20-7	346
16. Oklahoma	21-6	321
17. Miami	19-7	255
18. DePaul	22-6	252
19. NC State	20-7	204
20. Temple	21-5	168
21. Syracuse	18-9	167
22. Drake	22-4	89
23. Arizona State	17-10	74
24. Michigan	21-7	61
25. Creighton	20-6	50

**OTHERS RECEIVING VOTES:** South Florida 39, Texas A&M 39, Kentucky 26, Missouri 14, Tennessee 9, Virginia 6, Marquette 4, Indiana 4, Kansas State 3, Tulane 2, **West Virginia 2**, Jacksonville 2, Little Rock 2, Elon 1, New Hampshire 1, Northwestern 1.

## MONTGOMERY MAGIC

- Senior center Lanay Montgomery leads the Big 12 with a 68.4 field goal percentage (134-of-196) through 27 games.
- Montgomery has shot 41 percent or better in 23 of 27 games this season.
- WVU is 11-2 this season when Montgomery makes six or more field goals in a contest.
- Montgomery's 59.7 career field goal percentage is on pace to set a WVU career record.
- Montgomery's 10 double-doubles this season are a career-best and the most since Liz Repella's 12 in 2009.
- Montgomery is the first Mountaineer since Maria Tchobanova in 1999 to reach 19 or more career double-doubles. Her 19 double-doubles are seventh all-time at WVU.
- Montgomery's 311 career blocks are second all-time at WVU and fourth all-time in the Big 12 Conference.

## SINGLE-SEASON NOTABLES

- Tynice Martin (472) is seventh all-time on WVU's sophomore scoring list and is 31 away from passing Donna Abbott for sixth.
- Martin's 55 3-pointers are sixth for a Mountaineer sophomore.
- Lanay Montgomery's 80 blocked shots are second all-time by a West Virginia senior.
- If the season concluded today, Montgomery's 68.4 field goal percentage would break her own WVU single-season record (58.9%).
- Chania Ray's 159 assists are fifth all-time by a Mountaineer junior. She needs four more to pass Dionne Morris (162) for fourth.

## NATION'S BEST

- West Virginia sits in the top 30 nationally in three statistical categories.
- WVU is 10th in blocked shots per game (5.9 bpg), 26th in scoring margin (+13.2) and 30th in field goal percentage (44.6%).
- Chania Ray is 25th nationally and leads the Big 12 with 5.9 assists per game.
- Tynice Martin is second in the Big 12 and 71st nationally with 17.5 points per game.
- Lanay Montgomery's 3.0 blocked shots per game are first in the league and 11th nationally.
- Montgomery paces the Big 12 with a 68.4 field goal percentage (137-of-193).
- Sophomore guard Alexis Brewer leads the Big 12 with a 46.9 3-point field goal percentage (30-of-64).

## KEY NUMBERS TO A WIN

- WVU is 18-1 when ahead at halftime.
- WVU is 18-0 when shooting higher than its opponent and 7-0 when shooting better than 50 percent from the field.
- West Virginia is 18-1 when it wins the rebound battle.
- The Mountaineers are 13-0 when holding their opponents under 60 points.

## XII UPDATE

Team	Big 12	Overall
Baylor	14-1	25-2
Texas	14-1	21-5
Oklahoma	12-3	21-6
Kansas State	9-6	19-8
Iowa State	6-9	15-11
<b>West Virginia</b>	<b>6-9</b>	<b>18-9</b>
Oklahoma State	4-11	14-12
TCU	4-11	12-14
Texas Tech	4-11	12-14
Kansas	2-13	8-18

### Wednesday, February 22

#### TCU at West Virginia\*, 7 p.m.

Texas Tech at Oklahoma State\* (FS Oklahoma), 8 p.m.

### Friday, February 24

Iowa State at Texas\* (LHN), 8:30 p.m.

### Saturday, February 25

Texas Tech at Baylor\* (FSSW), 1 p.m.

K-State at Kansas\* (ESPN3), 3 p.m.

#### West Virginia at Oklahoma State\*, 6 p.m.

Oklahoma at TCU\* (FSSW+), 8 p.m.

### Monday, February 27

#### Kansas at West Virginia\* (ROOT SPORTS), 7 p.m.

Baylor at Oklahoma\* (FS1), 8 p.m.

TCU at Texas Tech\* (FSN), 8 p.m.

Texas at K-State\* (ESPN3), 8 p.m.

Oklahoma State at Iowa State\*, 8 p.m.

### Friday, March 3 - Big 12 First Round\*

G1: No. 8-seed vs. No. 9-seed (FCS), 7 p.m.

G2: No. 7-seed vs. No. 10-seed (FCS), 9:30 p.m.

### Saturday, March 4 - Big 12 Quarterfinal Round\*

G3: No. 4-seed vs. No. 5-seed (FSN), Noon

G4: No. 1-seed vs. G1 Winner (FSN), 2:30 p.m.

G5: No. 2-seed vs. G2 Winner (FSN), 7 p.m.

G6: No. 3-seed vs. No. 6-seed (FSN), 9:30 p.m.

### Sunday, March 5 - Big 12 Semifinal Round\*

G7: G3 Winner vs. G4 Winner (FSN), 2:30 p.m.

G8: G5 Winner vs. G6 Winner (FSN), 5 p.m.

### Monday, March 6 - Big 12 Championship\*

G9: G7 Winner vs. G8 Winner (FS1), 9 p.m.

\* - played at Chesapeake Energy Arena (Oklahoma City, Okla.)





## QUICK FACTS

<b>Location:</b>	Morgantown, W.Va.
<b>Enrollment:</b>	31,514
<b>Founded:</b>	1864
<b>Nickname:</b>	Mountaineers
<b>Colors:</b>	Old Gold & Blue
<b>Conference:</b>	Big 12
<b>President:</b>	E. Gordon Gee
<b>Director of Athletics:</b>	Shane Lyons
<b>Arena:</b>	WVU Coliseum (14,000)
<b>Program Record:</b>	733-553 (44 years)
<b>2015-16 Record:</b>	25-10 (12-6, 3rd in Big 12)
<b>2015-16 Postseason:</b>	NCAA Second Round
<b>NCAA Appearances:</b>	11 (Last in 2016)
<b>WNIT Appearances:</b>	4 (Last in 2015)
<b>Starters R/L:</b>	3/2
<b>Newcomers:</b>	5
<b>Letterwinners R/L:</b>	8/4
<b>Head Coach:</b>	Mike Carey (Salem, '80)
<b>Record at WVU:</b>	340-180 (16 years)
<b>Overall Record:</b>	628-282 (29 years)
<b>Associate HC:</b>	Chester Nichols
<b>Assistant Coaches:</b>	Diane Richardson, Lester Rowe
<b>Dir. of Ops/Ast. to HC:</b>	Pat Biondo
<b>Video Coordinator:</b>	Craig Carey
<b>Cor. of Player Development:</b>	Lauren Reda

## MEDIA INFORMATION

### WVU ATHLETIC COMMUNICATIONS

Russell Luna/Associate Director/WBB Contact  
 russell.luna@mail.wvu.edu  
 304-293-2821 (o)  
 304-290-6236 (c)

### CREDENTIALS

Photographers and media members who wish to cover a game at the WVU Coliseum should contact women's basketball contact/associate director of athletic communications Russell Luna at least 24 hours in advance. Credential pickup is located at the Gold Gate and opens one hour prior to each game.

### GAMEDAY

Parking is free and open to the public in the Coliseum parking lot. Parking passes will be provided for only games that coincide with WVU men's basketball games.

The working press area is located on the east side of the main floor at concourse level (22 rows from the playing floor). Press should enter through the Gold Gate with their credentials. Forty-eight seats are available for working media; four television slings are also available. West Virginia grants broadcast rights to the official radio outlet of the visiting team on reciprocal basis.

Accredited photographers may work along the playing floor at both baselines behind the restriction line established by the NCAA. Cutline writers or equipment carriers are not permitted on the playing floor.

The WVU Coliseum also supports wireless internet access. Please see women's basketball contact Russell Luna for login and password information.

Complete statistics are provided to all working media at halftime and postgame. Requested team members and coach Carey will be available for interviews following a 15-minute grace period.

### DURING THE WEEK

Any member of the media wishing to interview a player or member of the coaching staff during the week should contact West Virginia women's basketball contact/associate director of athletic communications Russell Luna at least 24 hours in advance.

Cell phone numbers will not be made available and all WVU student-athletes have been instructed to not conduct interviews without prior approval of the athletic communications staff.

## DOUBLE-DOUBLE MANIA

- The Mountaineers have surpassed their double-double total of nine from last season with 19 in 2016-17.
- This year, five different players have recorded double-doubles including a career-best 10 from senior center Lanay Montgomery.
- Montgomery and Teana Muldrow have combined for 16 double-doubles this season, including back-to-back double-double games vs. High Point and Morehead State.
- Muldrow has recorded double-doubles in back-to-back games against Oklahoma (22p/13r) and Oklahoma State (14p/13r).

## RAY GRASPING THE POINT

- Junior guard Chania Ray has excelled at the point guard position this season. She leads the Big 12 Conference and ranks 25th nationally with 5.9 assists per game.
- Ray has distributed multiple assists in 29 consecutive games since March 2016.
- She has eclipsed the double-digit assists plateau three times this with 11 vs. Charleston Southern (Nov. 12), 10 against Oklahoma (Jan. 8) and 10 vs. K-State (Feb. 15).
- Ray inked her first double-double with 14 points and 10 assists in the win over No. 24 Kansas State (Feb. 15).
- She was named the Big 12 Conference Co-Player of the Week on Jan. 2, along with Oklahoma's Peyton Little.

## ALMOST HEAVEN, WEST VIRGINIA

- With an 83-73 victory over No. 20 Oklahoma on Jan. 8, WVU has reached 10+ home wins in 12 of 16 seasons under Mike Carey.
- WVU has won 13 or more home games in each of the last four seasons.
- A win over TCU would give WVU its 14th home victory, which would be tied for the third-most wins at home in school history.
- WVU's 14-game home win streak was snapped with a loss to Baylor on Jan. 4, which was the sixth-longest in program history.
- WVU has won a school-record 32 consecutive nonconference games inside the Coliseum dating back to Nov. 24, 2013.
- The Mountaineers' last loss against a nonconference opponent at the WVU Coliseum came to Ohio State on Nov. 8, 2013, with WVU falling 70-61.
- The previous record of 19 lasted from Dec. 30, 2008 to Jan. 2, 2011.
- West Virginia is 105-7 (.938) at home against nonconference opponents since 2002.
- WVU is 195-49 (.797) all-time at home under Mike Carey, including 17-0 in 2010.
- With a 9-0 mark, WVU recorded its 10th undefeated season at home against nonconference competition in 16 years under Mike Carey.
- WVU has won 80 percent or more of its home games in seven of the last eight years.
- WVU is 389-157 (.712) at the Coliseum all-time.

## RADIO INFORMATION

### RADIO COVERAGE

The Mountaineer Sports Network from IMG will air every women's basketball game on radio stations throughout West Virginia and on WVUsports.com with announcer Dan Zangrilli on the call and Meg Bulger with the analysis. Fans can also listen to the network on WVUsports.com, the WVU Gameday app and by using the TuneIn Radio app (most broadcasts).

### RADIO AFFILIATES

Beckley	W228CF-FM	93.5
Beckley	WBKW-AM	1070
Clarksburg	WPDJ-AM	750
Clarksburg	WPDJ-FM	104.9
Fairmont	WMMN-AM	920
Fairmont	WRLF-FM	94.3
Montgomery	WMON-AM	1340
Morgantown	WZST-FM	100.9
Parkersburg	WADC-AM	1050
South Charleston	WSCW-AM	1410
St. Albans	WJYP-AM	1300

## MEDIA PLANNER

2/21	Interviews on Coliseum floor - 3:30 p.m.
2/22	WVU vs. TCU - 7 p.m.
2/24	Interviews in BPF HOT - 2:40 p.m.
2/25	WVU at Oklahoma State - 6 p.m.
2/27	WVU vs. Kansas (ROOT SPORTS) - 7 p.m.

All other media requests need to be arranged through Russell Luna.



### WITTS MAKE MAJOR GIFT TO WBB

- Loyal West Virginia University supporters Byron and Susan Witt have contributed a major gift of \$150,000 to the WVU women's basketball program to help renovate the Mountaineers' locker room inside the WVU Coliseum. This donation is in addition to another \$100,000 the Witts gave to the program in 2014 for women's basketball facility upgrades in the Basketball Practice Facility and WVU Coliseum.
- The donation will help the program update flooring, lockers and other items that will give the Mountaineers some of the best accommodations in the Big 12 Conference and nationally.



## WHEN WEST VIRGINIA...

Plays a Home Game:	13-3
Plays a Road Game:	2-6
Plays at a Neutral Site:	3-0
Plays a Big 12 Game:	6-9
Plays a Non-Conference Game:	12-0
Plays on Monday:	0-0
Plays on Tuesday:	2-1
Plays on Wednesday:	6-2
Plays on Thursday:	2-0
Plays on Friday:	0-0
Plays on Saturday:	5-4
Plays on Sunday:	3-2

Wears White Uniforms:	12-2
Wears Navy Uniforms:	4-6
Wears Gold Uniforms:	2-1

Wins the Tipoff:	16-5
Does Not Win the Tip:	2-4
Is Ahead at Halftime:	18-1
Is Behind at Halftime:	0-8
Is Tied at the Half:	0-0

Plays an Overtime Game:	0-1
Leads by 10 or More Points:	18-2
Trails by 10 or More Points:	0-7
Leads Entering the Final Minute:	17-0
Trails Entering the Final Minute:	0-9
Is Tied Entering the Final Minute:	1-0

50% or Better From the Field:	7-0
Less than 50% From the Field:	11-9
Allows Opp. to shoot 50%+:	0-3
Holds Opp. to less than 50%:	18-6
Shoots Higher than Opponent:	18-0
Shoots Lower than Opponent:	0-9
Shoots the same as Opponent:	0-0

Outrebounds the Opponent:	18-1
Is Outrebounded by the Opponent:	0-7
Has the Same Number of Rebs.:	0-1

Outscores the Opponent's Bench:	11-2
Is Outscored by Opponent's Bench:	7-7
Same Number of Bench Points:	0-0
Makes More FTs than Opponent:	12-3
Makes Less FTs than Opponent:	6-6
Makes Same Number of FTs:	0-0

Commits More Fouls Than Opp.:	5-3
Fewer Fouls Than Opponent:	11-4
Commits Same Number of Fouls:	2-2

Has More Turnovers than Opp.:	6-5
Has Fewer Turnovers than Opp.:	11-1
Has the Same Number of TOs:	1-3

Scores Less than 60 Points:	1-4
Scores 60-69 Points:	4-2
Scores 70-79 Points:	3-2
Scores 80 or more Points:	10-1

Holds Opponent Under 60 Points:	13-0
Allows Opponent 60-69 Points:	3-2
Allows Opponent 70-79 Points:	2-3
Allows Opponent 80+ points:	0-4

Win-Loss Margin						
Margin: 1	2-5	6-10	11-20	21-30	31+	
Record:	0-0	2-1	3-3	2-3	3-1	8-1

## HOME RECORDS UNDER CAREY

2016-17	13-3* (.813)
2015-16	13-2 (.867)
2014-15	19-4* (.827)
2013-14	13-2 (.867)
2012-13	9-6 (.600)
2011-12	14-3 (.824)
2010-11	13-3 (.813)
2009-10	17-0 (1.000)
2008-09	11-6 (.647)
2007-08	11-1 (.917)
2006-07	13-1 (.929)
2005-06	7-6 (.538)
2004-05	14-3 (.824)
2003-04	10-2 (.833)
2002-03	9-4 (.692)
2001-02	9-3 (.750)

\* - WVU played the 2015 WNIT Championship game at the Charleston Civic Center. The NCAA counted the game as a home contest for WVU. WVU also played Longwood in Charleston as a home game in Dec. 2016.

## LANAY 11 REBOUNDS FROM FOURTH

- Lanay Montgomery has 880 total rebounds, which ranks fifth all-time at WVU. She needs 11 more to pass Mary Hennen (890) for fourth.
- Additionally, Montgomery has corralled 306 career offensive rebounds, which is fourth.
- With her five blocks against Mount St. Mary's on Dec. 21, Montgomery moved past Asya Bussie (270) for No. 2 on WVU's all-time career blocks list.
- Montgomery's 311 blocks are fourth all-time in the Big 12. She is fourth in the NCAA among active career leaders.
- Montgomery's 10 double-doubles this season are a career-best and 14th all-time.
- Her 19 career double-doubles are seventh all-time.
- Montgomery is the first Mountaineer since Maria Tchobanova in 1999 to record 19 or more double-doubles in a career.
- If the trend continues, Montgomery can become the Mountaineers' best shooter in program history surpassing Olayinka Sanni (55.7%). Her career field goal percentage of 59.7% currently ranks first at WVU.
- Montgomery's 17/18 performance against Charleston Southern is the best for a Mountaineer since Donna Abbott inked 22 points and grabbed 19 rebounds against Rutgers Feb. 1991.
- Montgomery tallied a career-high 23 points, grabbed 18 rebounds and blocked six shots against Morehead State on Nov. 30.
- She joined Georgeann Wells (1984) as the only Mountaineers to score 20+, rebound 18+ and block 5+ in a game.
- On Dec. 7, Montgomery garnered NCAA Weekly Starting Five honors for her performance against Morehead State.
- Montgomery was named one of 30 women's basketball candidates announced for the 2017 Senior CLASS Award earlier in January.

## MONTGOMERY CAREER WATCH

Record	Total	Rank
Field Goal %	59.7	1st
Blocked Shots	311	2nd
Total Rebounds	880	5th
Offensive Rebs.	306	4th
Rebound Avg.	7.1	7th
Double-Doubles	19	7th

## STATISTICAL RANKINGS

Category	Big 12	NCAA
Scoring Offense	T-2nd	31st
Scoring Defense	4th	112th
Scoring Margin	3rd	26th
Free Throw Pct.	4th	118th
Field Goal Pct.	3rd	30th
Field Goal Pct. Defense	3rd	44th
3-Point FG Per Game	4th	73rd
3-Point FG Pct.	5th	38th
3-Point FG Pct. Defense	3rd	119th
Rebounding Margin	3rd	38th
Blocked Shots Per Game	2nd	10th
Assists Per Game	2nd	39th
Steals Per Game	3rd	111th
Turnover Margin	8th	170th
Assist/Turnover Ratio	5th	94th

## Individual Top 5 Rankings in the Big 12

Scoring	Big 12	NCAA
Tynice Martin (17.5)	2nd	71st
Rebounding	Big 12	NCAA
Lanay Montgomery (9.4)	2nd	42nd
Teana Muldrow (8.2)	5th	105th
Field Goal Percentage	Big 12	NCAA
Lanay Montgomery (68.4%)	1st	
Free Throw Percentage	Big 12	NCAA
Chania Ray (82.4%)	5th	
Assists	Big 12	NCAA
Chania Ray (5.9)	1st	25th
Steals	Big 12	NCAA
Tynice Martin (1.9)	T-3rd	153rd
3-Point Field Goal Percentage	Big 12	NCAA
Alexis Brewer (46.9%)	1st	
Blocked Shots	Big 12	NCAA
Lanay Montgomery (3.0)	1st	11th
Offensive Rebounds	Big 12	NCAA
Lanay Montgomery (3.5)	2nd	
Defensive Rebounds	Big 12	NCAA
Lanay Montgomery (6.0)	2nd	
Teana Muldrow (5.7)	4th	



## LENDING A HELPING HAND

- The WVU women's basketball team assisted with the flood recovery efforts that devastated the state in June 2016.
- As a group, the team donated supplies and other items needed. On July 15, 2016, the Mountaineers visited Rainelle, West Virginia, to assist with the efforts. The team helped 'gut' a home by removing anything that had been touched by the flood waters including the kitchen, bathroom, walls and flooring.
- On November 1, 2016, the Mountaineers played an exhibition game against Concord at Robert C. Byrd High School in Clarksburg, West Virginia. All of the proceeds from the contest will be given to those affected by the flooding in Rainelle.



## SPECIALTY STATS (WVU/OPP)

	Paint	Off TO	2nd Chance	Fast Break
CSU	38/2	24/10	21/10	14/0
HOW	32/18	34/18	14/0	14/2
COP	22/18	23/17	15/12	8/10
NCAT	22/14	25/20	17/12	2/2
ECU	34/22	28/13	14/11	2/0
AUB	22/18	8/14	3/5	0/2
HPU	42/8	27/6	18/15	14/2
MSU	52/24	19/11	30/9	12/2
MISS	30/26	13/9	10/4	8/0
UPST	54/14	19/6	15/2	14/4
LONG	40/12	29/7	21/6	10/4
MSM	56/22	17/9	12/8	8/0
TCU	32/24	19/20	12/13	20/3
KSU	22/54	5/16	7/13	8/4
BU	26/46	11/12	7/33	8/4
OU	38/32	15/18	17/6	10/10
TTU	30/30	13/18	6/9	0/4
UT	24/48	10/30	9/16	6/16
KU	28/20	18/13	18/6	0/2
BU	42/44	18/12	14/13	6/2
TTU	38/22	18/16	11/11	2/0
UT	22/28	10/22	9/11	2/10
ISU	6/26	5/10	6/14	0/0
OU	20/44	15/29	15/18	0/4
OSU	10/24	9/7	8/4	2/6
KSU	28/22	19/13	15/12	6/6
ISU	24/26	7/22	8/12	2/0
TCU				
OSU				
KU				

## SCORING BREAKDOWN (WVU/OPP)

	Bench	1st half	2nd half	Largest Lead
CSU	23/10	41/13	47/25	50/0
HOW	29/13	39/20	56/29	46/1
COP	8/10	33/13	36/26	32/0
NCAT	16/15	52/28	28/36	29/0
ECU	19/4	39/25	40/22	32/0
AUB	14/8	31/28	25/24	14/1
HPU	19/35	45/31	37/28	25/0
MSU	19/10	52/28	42/25	43/2
MISS	34/18	26/20	40/41	11/2
UPST	28/23	42/19	49/14	60/0
LONG	36/24	62/22	45/18	67/0
MSM	18/18	40/17	37/28	35/0
TCU	4/15	41/19	42/42	36/2
KSU	0/28	39/51	32/35	3/22
BU	6/27	27/42	29/49	1/37
OU	22/30	42/25	41/48	17/2
TTU	12/17	25/29	41/46	10/17
UT	3/18	25/34	38/39	6/22
KU	7/22	31/24	32/27	12/3
BU	9/16	34/40	39/39	6/12
TTU	14/18	43/24	46/55	22/0
UT	12/22	26/30	28/39	4/19
ISU	9/7	28/37	27/43	1/29
OU	10/42	33/25	34/42	20/23 15/4
OSU	16/10	39/24	40/29	28/0
KSU	12/16	39/25	27/34	19/2
ISU	7/5	26/29	27/39	3/21
TCU				
OSU				
KU				

## CAREY COACHES 900TH GAME

- On Nov. 27 against High Point, program all-time wins leader Mike Carey (340-180) coached his 500th game at West Virginia.
- Carey coached 900th collegiate game on Jan. 11 at Texas Tech.
- Carey is in his 16th season at the helm of the WVU women's basketball program.
- He produced 288 wins at Salem and has 340 victories at West Virginia.
- His .654 winning percentage in 16 seasons at WVU is a program-best.
- Mike Carey (628) recorded his 600th career win at the collegiate level with WVU's 72-35 victory over Kansas on Jan. 16, 2016.
- With a win over Morehead State on Dec. 2, 2015, Carey surpassed Kittie Blakemore as WVU's all-time wins leader.

## MARTIN ON A ROLL

- Sophomore Tynice Martin has been on fire since Feb. 13, 2016. The sophomore has reached double figures in 33 of the last 37 contests. She reached double-digits in 23 consecutive games from March 18, 2016, to Jan. 25, 2017.
- This season, she is averaging 17.5 points per game, which is second in the Big 12.
- West Virginia is 9-1 when Martin scores 20 or more points in a game.
- She made a career-high 35 points at Oklahoma (Feb. 7), ranking as the second-best game performance by a WVU sophomore.
- She followed up with 30 points vs. Oklahoma State (Feb. 11), becoming the first Mountaineer since Meg Bulger in 2005 to score 30+ points in back-to-back games.
- Martin was named the Big 12 Conference Player of the Week on Feb. 13 after averaging 32.5 points, 6.5 rebounds and 1.0 assists per game last week.
- In the win over No. 20 Oklahoma, Martin inked her first double-double with 18 points and 11 rebounds.
- Martin made 30 consecutive free throws from March 18, 2016 to Nov. 24, 2016 - the second longest streak in program history.

## NONCONFERENCE SUCCESS

- West Virginia finished its nonconference slate undefeated (12-0) with a win over Mount St. Mary's on Dec. 21. The Mountaineers finished nonleague play unbeaten for a third time with a 12-0 record in program history joining an 11-0 mark in 2002-03 and a 14-0 record in 2010-11.
- West Virginia's 13-0 start was the second-best in program history.
- WVU started the season 13-0, tying for the fifth-longest win streak in school history.
- Until the loss at Kansas State, WVU was one of seven remaining unbeaten NCAA Division I teams.

## TEAM LEADERS

	Points		P/G
	G	Points	
Martin, T.	27	472	17.5
Muldrow, T.	27	383	14.2
Montgomery, L.	27	315	11.7
Ray, C.	27	236	8.7

	Rebounds		R/G
	G	Rebounds	
Montgomery, L.	27	255	9.4
Muldrow, T.	27	221	8.2
King, K.	27	136	5.0
Martin, T.	27	109	4.0

	Assists		A/G
	G	Assists	
Ray, C.	27	159	5.9
Muldrow, T.	27	76	2.8
Martin, T.	27	69	2.6
Brewer, A.	24	48	2.0

	Steals		S/G
	G	Steals	
Martin, T.	27	52	1.9
Ray, C.	27	50	1.9
Muldrow, T.	27	40	1.5
King, K.	27	26	1.0

## GAME FIRSTS

**First Points...** Pardee (CSU), Montgomery (HOW), Montgomery (COP), Muldrow (NCAT), Muldrow (ECU), Montgomery (AUB), T. Martin (HPU), Pardee (MSU), Muldrow (MISS), Pardee (UPST), Montgomery (LU), Muldrow (MSM), Muldrow (TCU), Martin (KSU), T. Martin (BU), T. Martin (OU), Pardee (TTU), Ray (UT), Montgomery (KU), Montgomery (BU), Montgomery (TTU), Muldrow (UT), Pardee (ISU), Martin (OU), Martin (OSU), Montgomery (KSU), Ray (ISU)

**First Sub...** Brewer (CSU), Brewer (HOW), Rhodes (COP), Rhodes (NCAT), Rhodes (ECU), Brewer (AUB), Brewer (HPU), Brewer (MSU), Brewer (MISS), King (UPST), Brewer (LU), Brewer (MSM), A. Martin (TCU), Rhodes (KSU), King (BU), Brewer (OU), Brewer (TTU), King (UT), King (KU), King (BU), Brewer (TTU), King (UT), Brewer (ISU), Brewer (OU), Brewer (OSU), Brewer (KSU), Brewer (ISU)

## AWARD WINNERS

NCAA Team of the Week - Dec. 20, 2016

### Alexis Brewer

- Academic All-Big 12 Second Team

### Kristina King

- Preseason Big 12 Newcomer of the Year

### Tynice Martin

- Preseason All-Big 12 Honorable Mention  
 - Savannah Invitational MVP/All-Tournament  
 - Big 12 Player of the Week (Feb. 13)  
 - NCAA Weekly Starting Five (Feb. 15)

### Lanay Montgomery

- Academic All-Big 12 First Team  
 - Preseason All-Big 12 Honorable Mention  
 - WVU Student-Athlete of the Week (Nov. 14)  
 - WVU Student-Athlete of the Week (Dec. 5)  
 - WVU Student-Athlete of the Week (Dec. 13)  
 - NCAA Weekly Starting Five (Dec. 7)  
 - WBCA Allstate Good Works Team Nominee  
 - Senior CLASS Award Candidate

### Teana Muldrow

- Savannah Invitational All-Tournament Team

### Katrina Pardee

- Academic All-Big 12 First Team

### Chania Ray

- Academic All-Big 12 Second Team  
 - Big 12 Co-Player of the Week (Jan. 2)



## MIKE CAREY

Head Coach  
16th Season  
Three-Time Conference  
Coach of the Year  
(2003-04 & 2009-10 & 2013-14)

### THE MIKE CAREY FILE

**Date of Birth:** July 4  
**Hometown:** Clarksburg, W.Va.  
**Alma Mater:** Salem, 1980

#### Coaching Career:

##### West Virginia University

women's head coach 2001-present

##### Salem International/Teikyo

men's head coach 1988-2001

##### Salem

assistant coach 1987-88

##### Flemington & Clarksburg Liberty High

Boy's & Girl's head coach 1980-87

#### Playing Career:

Four-year letterman at Salem 1977-80

WVIAC scoring champion 1978

Salem MVP 1979

WVIAC all-tournament team 1979

-- scored more than 2,000 career points

### CAREY'S RECORD

**Career Record:** 628-282 (.690)/29th year

**NCAA D-I Career WBB Record:** 340-180 (.654)/16th year

**WVU Record:** 340-180 (.654)/16th year

**Salem International Record:** 288-102 (.611)/13 years

**Big 12 Reg. Season:** 50-37 (.575) /fifth year

**Big 12 Tournament:** 4-4 (.500)/fourth year

**NCAA Record:** 7-9 (.438)/9 appearances

**WNIT Record:** 10-3 (.769)/3 appearances

### CAREY ALL-TIME VS. THE BIG 12

Baylor 1-11

Iowa State 7-4

Kansas 7-2

Kansas State 9-2

Oklahoma 6-6

Oklahoma State 6-3

TCU 10-1

Texas 5-8

Texas Tech 6-5

### WVU BESTS UNDER CAREY

- > Recorded his 600th career win with a 72-35 victory over Kansas on Jan. 16, 2016
- > Became the program's all-time wins leader after recording his 302nd career victory vs. Morehead State on Dec. 2, 2015, surpassing Kittie Blakemore (301)
- > Set a single-season record with 19 homes wins in 2014-15 season
- > Registered a postseason record with five postseason victories in the 2015 Postseason WNIT
- > Named 2014 Big 12 Coach of the Year
- > Defeated No. 6/5 Baylor, 71-69, on March 2, 2014, snapping a 35-game Big 12 win streak on its home court en route to a share of the 2014 Big 12 Conference Regular-Season Title in only second year in the league.
- > Has recorded 34 victories over top 25 opponents, including four over top 15 opponents in the 2014 season, a program first.
- > Broke WVU's record for most regular-season wins with 27 in the 2014 season.
- > A school record 30 wins in 2013-14.
- > Set a new women's basketball attendance record at the WVU Coliseum with 13,447 fans in attendance against No. 1 Baylor on March 2, 2013.
- > Recorded its biggest upset, defeating second-ranked Notre Dame 65-63 on Feb. 21, 2012 at Purcell Pavilion in front of a sellout crowd on national television. It was the highest-ranked opponent WVU has defeated and first-ever win at Notre Dame.
- > Closed out the 2011-12 season with its field-goal percentage defense ranked No. 3 and scoring defense No. 6 nationally, remaining in the top-10 for the entire season.
- > Five consecutive NCAA tournament appearances for first time in program history (2010, 2011, 2012, 2013, 2014).
- > Highest preseason ranking in the 2010-11 *Associated Press* and *USA Today/ESPN Coaches'* preseason polls at No. 11.
- > Ranking of No. 6 in Coaches' Poll and AP Poll in 2010-11 marked the highest in school history.
- > Recorded the best start to a season in school history (16-0 in 2010-11); matching the longest win streak in school history.
- > The 2010-11 team set a school record for total (49,648) and average (3,103) home attendance; ranking 35th of all NCAA Division I programs and recording the fifth-largest per game increase nationally from the previous season.
- > Best 28-game start in school history (25-3 in 2009-10).
- > Two Big East Championship game appearances (2006 and 2010), a WVU first.
- > Went a perfect 17-0 at home in 2009-10
- > Highest Big East regular-season finish (2nd) in school history with a 13-3 mark in 2009-10
- > Four top four Big East finishes in six years (2006-2012)
- > Preseason ranked for the first time in the *AP* (18) and *USA Today/ESPN Coaches'* (22) Polls (2007-08)
- > Consecutive NCAA tournament appearances for first time in school history (2007-08)
- > Defeated then-highest ranked team in program history with 63-54 victory over No. 4 Rutgers, Jan. 29, 2008
- > Defeated then-highest ranked road team in program history with 79-70 victory over No. 5 Louisville, Feb. 7, 2009
- > Ten 21-win seasons in 11 years (2004, 2005, 2007, 2008, 2010, 2011, 2012, 2014, 2015, 2016), a school record
- > WVU's 11 Big East wins marked a seven-game improvement from 2006 to 2007, the second-best turnaround in league history
- > Became first No. 12 seed in 24-year history of Big East women's basketball to win a game, let alone advance all the way to the championship (2006)
- > Won more postseason Big East games than any other coach in WVU history
- > 2 Postseason WNIT title game appearances (2005, 2015)
- > Nine NCAA tournament appearances (2004, 2007, 2008, 2010, 2011, 2012, 2013, 2014, 2016)
- > 20 regular-season wins in 2006-07 were the most since 1992 (25)

### MIKE CAREY'S OVERALL COACHING RECORD

School	Season	Overall	Conference	School	Season	Overall	Conference
Salem	1988-89	14-13	9-10 (9th)	WVU	2001-02	14-14	6-10 (10th)
Salem	1989-90	19-12	11-9 (7th)	WVU	2002-03	15-13	4-12 (t-11th)
Salem	1990-91	22-9	14-6 (4th)	WVU	2003-04	21-11	10-6 (6th)*
Salem	1991-92	9-17	7-13 (11th)	WVU	2004-05	21-13	7-9 (t-6th)#
Salem	1992-93	25-7	18-3 (1st)	WVU	2005-06	15-16	4-12 (12th)@
Salem	1993-94	24-4	17-2 (1st)	WVU	2006-07	21-11	11-5 (4th)*
Salem	1994-95	17-10	13-5 (2nd)	WVU	2007-08	25-8	12-4 (3rd)*
Salem	1995-96	20-9	12-7 (4th)	WVU	2008-09	18-15	5-11 (11th)
Salem	1996-97	28-3	19-0 (1st)	WVU	2009-10	29-6	13-3 (2nd)@*
Salem	1997-98	28-3	18-1 (1st)	WVU	2010-11	24-10	8-8 (10th)*
Salem	1998-99	28-4	18-1 (1st)	WVU	2011-12	24-10	11-5 (t-4th)*
Salem	1999-00	28-4	16-3 (3rd)	WVU	2012-13	17-14	9-9 (t-5th)*
Salem	2000-01	26-7	14-4 (3rd)	WVU	2013-14	30-5	16-2 (t-1st)@
<b>Overall</b>	13 seasons	288-102 (.738)		WVU	2014-15	23-15	7-11 (t-7th)#
		2 NAIA Appearances		WVU	2015-16	25-10	12-6 (3rd)*
		5 NCAA Division II		WVU	2016-17	18-9	6-9
		5 WVIAC Championships		<b>Overall</b>	16 seasons	340-180 (.654)	

9 NCAA Appearances; 3 WNIT Appearances  
3 Conference Championship Game Appearances  
3 Conference Coach of the Year Awards  
\*NCAA Tournament, @Conference Championship Game, #WNIT Runner-Up





## TRENDS

### Starts/Games Played

	2016-17	Career	Consecutive
	GP-GS	GP-GS	GP-GS
Lanay Montgomery	27-27	124-99	27
Teana Muldrow	27-27	98-45	27
Tynice Martin	27-27	62-27	27
Katrina Pardee	26-25	61-60	13
Alexis Brewer	24-0	58-0	0
Chania Ray	27-27	52-51	32
Desiree Rhodes	22-0	43-0	0
Anja Martin	23-0	37-0	0
Kristina King	27-2	27-2	0
Bailey Thomas	11-0	11-0	0
Marlena Schmidt	6-0	6-0	0

### 30-Point Games

	2016-17	Career
Tynice Martin	2	2

### 20-Point Games

	2016-17	Career
Tynice Martin	8	10
Teana Muldrow	5	10
Lanay Montgomery	2	3
Chania Ray	1	1

### Double-Figure Scoring Games

	2016-17	Career
Teana Muldrow	23	50
Tynice Martin	25	44
Lanay Montgomery	17	31
Katrina Pardee	8	16
Kristina King	9	9
Chania Ray	7	10
Alexis Brewer	6	7

### Double-Figure Rebound Games

	2016-17	Career
Lanay Montgomery	12	36
Teana Muldrow	8	11
Desiree Rhodes	1	1
Kristina King	1	1
Tynice Martin	1	1

### Double-Doubles

	2016-17	Career
Lanay Montgomery	10	19
Teana Muldrow	6	7
Kristina King	1	1
Tynice Martin	1	1
Chania Ray	1	1

### Games as WVU Scoring Leader

	2016-17	Career
Tynice Martin	14	21
Teana Muldrow	6	12
Lanay Montgomery	7	10
Katrina Pardee	2	5
Kristina King	2	2
Chania Ray	2	2
Alexis Brewer	0	1

### Games as WVU Rebounding Leader

	2016-17	Career
Lanay Montgomery	15	45
Teana Muldrow	12	22
Kristina King	3	3
Chania Ray	1	1
Desiree Rhodes	1	2

## THE LAST TIME...

### Individual

Scored 35 or more points: ..... 35 by Tynice Martin, at Oklahoma, 2-7-17  
 Scored 30 or more points: ..... 30 by Tynice Martin, Oklahoma State, 2-11-17  
 Scored 25 or more points: ..... 28 by Tynice Martin vs. North Carolina A&T, 11-23-16  
 Had 25 or more rebounds: ..... 28 by Olivia Bradley vs. Temple, 1-26-85  
 Had 20 or more rebounds: ..... 24 by Lanay Montgomery vs. Temple, 4-1-15  
 Had 15 or more rebounds: ..... 15 by Teana Muldrow, at Kansas, 1-18-17  
 Had nine or more offensive rebounds: ..... 9 by Arielle Roberson vs. Iowa State, 2-10-16  
 Had 18 or more assists: ..... 18 by Yolanda Paige vs. Northwestern, 11-22-04  
 Had 15 or more assists: ..... 17 by Yolanda Paige vs. Longwood, 12-1-04  
 Had 10 or more assists: ..... 10 by Chania Ray, Kansas State, 2-15-17  
 Had 10 or more steals: ..... 11 by Maria Tchobanova vs. Pitt, 1-4-96  
 Had 10 or more blocks: ..... 11 by Georgeann Wells vs. Massachusetts, 3-1-85  
 Had 5 or more blocks: ..... 6 by Lanay Montgomery, at Kansas, 1-18-17  
 Recorded at least 30 points and 15 rebounds: .... 35-19 by Georgeann Wells vs. Marshall, 12-22-84  
 Recorded at least 30 points and 10 rebounds: ..... 32-10 by Madina Ali vs. Syracuse, 1-15-11  
 Recorded at least 20 points and 15 rebounds...23-18 by Lanay Montgomery, Morehead State, 11-30-16  
 Recorded at least 20 points and 10 rebounds: .....22-13 by Teana Muldrow, at Oklahoma, 2-7-17  
 Recorded at least 20 points and 15 assists: ... 22-15 by Rosemary Kosiorek vs. Duquesne, 2-24-92  
 Recorded at least 20 points and 10 assists: ..... 20-11 by Yolanda Paige at Boston College, 1-20-05  
 Recorded a triple double: 12 pts, 11 rebs., 10 ast. by Dionne Morris vs. St. Bonaventure, 12-21-87  
 Recorded two consecutive double-doubles: ..... Lanay Montgomery, 2-15-17 & 2-18-17  
 Recorded three consecutive double-doubles: ..... Korinne Campbell, 2-16-10 to 2-23-10  
 Recorded back-to-back 30-point games: ..... Tynice Martin, at Oklahoma (35), 2-7-17  
 Oklahoma State (30), 2-11-17

Had five consecutive 20-point games: ..... Rosemary Kosiorek, 1-22-92 to 2-4-92  
 Had four consecutive 20-point games: ..... Meg Bulger, 1-8-05 to 1-20-05  
 Had three consecutive 20-point games: ..... Bria Holmes, 12-29-14 to 1-7-15  
 Had two consecutive 20-point games: ..... Tynice Martin, 2-7-17 to 2-11-17  
 Two players scored 20 points in a game: .... T. Muldrow (22) & L. Montgomery (21), Texas Tech, 1-27-17  
 Three players scored 20 points in a game: ..... J. Morton (26), B. Holmes (24) & T. Muldrow (21)  
 at TCU, 1-24-16  
 Two players recorded double-doubles in a game: ..... L. Montgomery (12p/12r) & C. Ray (14p/10a)  
 Kansas State, 2-15-17

### Team

Scored 100 points: ..... 107, Longwood, 12-17-16  
 Gave up 100 points: ..... 100 vs. Connecticut, 3-2-04  
 Won by 50 or more points: ..... 67, Longwood, 12-17-16  
 Lost by 50 or more points: ..... 63 vs. Connecticut, 2-20-01  
 Won by 40 or more points: ..... 41, Morehead State, 11-30-16  
 Lost by 40 or more points: ..... 40 at Ohio State, 12-22-14  
 Won by 30 or more points: ..... 32 vs. Mount St. Mary's, 12-21-16  
 Lost by 30 or more points: ..... 35 vs. Baylor, 1-4-17  
 Won by 20 or more points: ..... 26, Oklahoma State, 2-11-17  
 Lost by 20 or more points: ..... 25 vs. Iowa State, 2-4-17  
 Won after trailing by 10+ points: .... vs. TCU, won 83-72 after trailing by 13 in the third quarter, 2-24-16  
 Won 10 or more consecutive games: ..... 13, 11/12/16-12/29/16  
 Won 10 or more consecutive games at home: ..... 14, 2/6/16-12/21/16  
 Lost five or more consecutive games: ..... 8, 2-4-06 to 2-28-06  
 Played before 5,000 or more people: ..... 6,462 at Baylor, 1-21-17  
 Played before 10,000 or more people: ..... 10,824 at Iowa State, 2-18-17  
 West Virginia beat a Top 25 team at home: ..... WVU 66, No. 24 Kansas State 59, 2-15-17  
 West Virginia beat a Top 10 team at home: ..... No. 12 WVU 63, No. 4 Rutgers 54, 1-29-08  
 West Virginia beat a Top 25 team away from home: ... WVU 61, No. 21/20 Oklahoma State 49, 1-17-15  
 West Virginia beat a Top 10 team away from home: ... No. 11/10 WVU 71, No. 6/5 Baylor 69, 3-2-14  
 West Virginia was ranked in the AP Top 25: ..... 22, 1-30-17  
 West Virginia was ranked in the AP Top 10: ..... 5, 3-10-14  
 West Virginia was ranked in the Coaches' Poll Top 25: ..... 23, 1-31-17  
 West Virginia was ranked in the Coaches' Poll Top 10: ..... 7, 3-11-14  
 Played an overtime game: ..... USC 78, WVU 67, 11-23-15  
 Played a double-overtime game: ..... at Oklahoma 90, West Virginia 87, 2-7-17



## WVU QUARTER RECORDS

### Team

Most Points ..... 34, 3rd quarter, Morehead State, 12-2-15  
 Fewest Points ..... 3, overtime, vs. USC, 11-23-15  
**Most Rebounds ..... 20, 2nd quarter, Morehead State, 11-30-16**  
 Highest Field Goal % ..... 78.6%, (11/14), 1st quarter, Fairleigh Dickinson, 12-6-15  
**Lowest Field Goal % ..... 7.7%, (1/13), 4th quarter, at Okalahoma, 2-7-17**  
**Most Free Throws Made ..... 13, 2x, last, 4th quarter, Texas Tech, 1-25-17**  
 Most Free Throws Attempted ..... 17, 4th quarter, Oklahoma, 2-17-16  
 Highest Free Throw % (min 10) .. 100.0% (10/10), 4th quarter, vs. Grand Canyon, 11-24-15  
**Most 3-Point FGM ..... 7, 2nd quarter, Oklahoma State, 2-11-17**  
**Most 3-Point FGA ..... 11, 3x, last in 1st quarter, Kansas State, 2-15-17**  
**Highest 3-Point% (min 10) ..... 70.0% (7/10), 2nd quarter, Oklahoma State, 2-11-17**  
**Most Assists ..... 11, 2x, 2nd quarter, Longwood, 12-17-16**  
**Most Blocks ..... 5, 4x, last, 3rd quarter, Ole Miss, 12-4-16**  
 Most Steals ..... 8, 2nd quarter, at Kansas, 1-3-16

### Individual

Most Points ..... 13, 2x, last by Bria Holmes, 4th quarter, TCU, 2-24-16  
**Rebounds ..... 10 by Teana Muldrow, 4th quarter, Morehead State, 11-30-16**  
 Highest Field Goal % (min. 5) ... 100.0% (5/5), 3x, last, L. Montgomery, 1st quarter, Morehead State, 11-30-16  
**Most Free Throws Made ..... 8 by Tynice Martin, 4th quarter, at Kansas, 1-18-17**  
**Most Free Throws Attempted ..... 10 by Tynice Martin, 4th quarter, at Kansas, 1-18-17**  
 Highest Free Throw % (min. 5) ... 100.0% (6/6), 2x, last by Teana Muldrow, 4th quarter, at Oklahoma, 2-7-17  
**Most 3-Point FGM ..... 3, 6x, last by Tynice Martin, 4th quarter, Oklahoma State, 2-11-17**  
**Most 3-Point FGA ..... 5, 2x, last by Tynice Martin, 2nd quarter, at TCU, 12-29-16**  
 Highest 3-Point % (min. 4) ..... 60.0% (3/5), by Tynice Martin, at TCU, 12-29-16  
**Most Assists ..... 6, 2x, last Katrina Pardee, 1st quarter, Longwood, 12-17-16**  
**Most Blocks ..... 4, 2x, last by Lanay Montgomery, 1st quarter, at TCU, 12-29-16**  
**Most Steals ..... 3, 8x, last 4th quarter by Tynice Martin, at Texas Tech, 1-11-17**

## OPPONENT QUARTER RECORDS

### Team

Most Points ..... 34, 4th quarter, at TCU, 1-24-16  
**Fewest Points ..... 4, 4x, last in 4th quarter, East Carolina, 11-23-16**  
 Most Rebounds ..... 19, 4th quarter, at Ohio State, 3-20-16  
 Highest Field Goal % ..... 64.7%, (11/17), 1st quarter, Morehead State, 12-2-15  
**Lowest Field Goal % ..... 9.1%, (1/11), 2x, last 4th quarter, vs. East Carolina, 11-23-16**  
**Most Free Throws Made ..... 13, 4th quarter, Baylor, 1-4-17**  
**Most Free Throws Attempted ..... 14, 2x, last, 4th quarter, Baylor, 1-4-17**  
 Highest Free Throw % ..... 100.0% (9/9), 4th quarter, at TCU, 1-24-16  
**Most 3-Point FGM ..... 5, 3x, last, 3rd quarter, Texas Tech, 1-25-17**  
**Most 3-Point FGA ..... 11, 4th quarter, Mount St. Mary's, 12-21-16**  
 Highest 3-Point % ..... 100.0% (4/4), 3rd quarter, at Baylor, 1-12-16  
**Most Assists ..... 9, 3rd quarter, at Baylor, 1-21-17**  
**Most Blocks ..... 4, 4x, last 4th quarter, at Baylor, 1-21-17**  
 Most Steals ..... 7, 4th quarter, Elon, 12-28-15

### Individual

Most Points ..... 17, Kelsey Mitchell, 3rd quarter, at Ohio State, 3-20-16  
**Rebounds ..... 8, by Kalani Brown, 1st quarter, Baylor, 1-4-17**  
**Highest Field Goal % (min. 5) ... 100%, (5/5), by I. Cook Taylor, 4th quarter, Texas Tech, 1-25-17**  
 Most Free Throws Made ..... 7, by Kelsey Mitchell, 3rd quarter, at Ohio State, 3-20-16  
**Most Free Throws Attempted ..... 8, 3x, last by Jessica Washington, 3rd quarter, at Kansas, 1-18-17**  
 Highest Free Throw % (min. 5) ..... 100.0%, (6/6), by Megan Deines, 4th quarter, vs. K-State, 3-5-16  
**Most 3-Point FGM ..... 3, 7x, last by K. Wesemann, 4th quarter, Kansas State, 2-15-17**  
**Most 3-Point FGA ..... 6, by AJ Alix, 3rd quarter, at TCU, 12-29-16**  
**Highest 3-Point % (min. 4) ... 75.0% (3/4), by K. Wesemann, 4th quarter, Kansas State, 2-15-17**  
 Most Assists ..... 5, 2x, last by Zahna Medley, 3rd quarter, TCU, 2-24-16  
**Most Blocks ..... 3, 4x, last by Bridget Carleton, 4th quarter, at Iowa State, 2-18-17**  
**Most Steals ..... 3, 4x, last by Kelsey AJ Alix, 4th quarter, at TCU, 12-29-16**

## STREAKS

#### Consecutive Games with a Made Field Goals (5+ Games)

Player	Streak	Date Started
Tynice Martin	37	Feb. 13, 2016
Teana Muldrow	36	Feb. 17, 2016
Lanay Montgomery	29	March 18, 2016
Chania Ray	21	Nov. 27, 2016
Alexis Brewer	20	Nov. 23, 2016

#### Consecutive Games with Multiple Assists (+5 Games)

Player	Streak	Date Started
Chania Ray	29	March 18, 2016
Alexis Brewer	5	Feb. 4, 2017

#### Consecutive Games with a Three-Pointer (+5 Games)

Player	Streak	Date Started
Alexis Brewer	7	Jan. 18, 2017
Chania Ray	5	Feb. 4, 2017

#### Consecutive Free Throws Made

Player	Streak	Date Started
Alexis Brewer	10	Feb. 7, 2017
Katrina Pardee	6	Feb. 4, 2017
Tynice Martin	6	Feb. 7, 2017

#### Consecutive Games with A Rebound (+5 Games)

Player	Streak	Date Started
Lanay Montgomery	101	March 23, 2014
Teana Muldrow	64	April 1, 2015
Chania Ray	27	Nov. 12, 2016
Tynice Martin	13	Jan. 4, 2017
Kristina King	9	Jan. 18, 2017

#### Consecutive Games with a Steal

Player	Streak	Date Started
Teana Muldrow	5	Feb. 4, 2017



## 2016-17 OVERALL STATS

RECORD:	OVERALL	HOME	AWAY	NEUTRAL
ALL GAMES	18-9	13-3	2-6	3-0
CONFERENCE	6-9	4-3	2-6	0-0
NON-CONFERENCE	12-0	9-0	0-0	3-0

#	Player	gp-gs	min	avg	Total		3-Point		F-Throw		Rebounds				pf	dq	a	to	blk	stl	pts	avg
					fg-fga	fg%	3fg-fga	3fg%	ft-fa	ft%	off	def	tot	avg								
05	Martin, Tynice	27-27	954	35.3	169-416	.406	55-152	.362	79-100	.790	11	98	109	4.0	43	0	69	43	9	52	472	17.5
11	Muldrow, Teana	27-27	788	29.2	137-293	.468	25-69	.362	84-108	.778	67	154	221	8.2	82	3	76	74	27	40	383	14.2
15	Montgomery, Lanay	27-27	667	24.7	134-196	.684	0-0	.000	47-67	.701	94	161	255	9.4	70	2	24	72	80	12	315	11.7
12	Ray, Chania	27-27	923	34.2	75-222	.338	30-107	.280	56-68	.824	8	96	104	3.9	72	2	159	96	4	50	236	8.7
22	Pardee, Katrina	26-25	562	21.6	66-181	.365	41-107	.383	14-18	.778	13	37	50	1.9	48	0	27	35	3	21	187	7.2
02	Brewer, Alexis	24-0	566	23.6	51-121	.421	30-64	.469	40-57	.702	6	48	54	2.3	55	1	48	45	2	15	172	7.2
13	King, Kristina	27-2	512	19.0	80-155	.516	0-3	.000	33-62	.532	58	78	136	5.0	51	0	19	45	19	26	193	7.1
24	Martin, Anja	23-0	161	7.0	12-23	.522	3-8	.375	6-17	.353	13	9	22	1.0	24	0	4	5	1	5	33	1.4
20	Rhodes, Desiree	22-0	243	11.0	10-30	.333	0-2	.000	3-13	.231	23	43	66	3.0	34	0	5	19	14	6	23	1.0
14	Thomas, Bailey	12-0	56	4.7	2-12	.167	1-8	.125	5-6	.833	1	1	2	0.2	8	0	3	1	1	5	10	0.8
45	Schmidt, Marlena	6-0	18	3.0	0-1	.000	0-0	.000	0-0	.000	1	3	4	0.7	2	0	0	1	0	0	0	0.0
Team											56	44	100		1		11					
Total.....		27	5450		736-1650	.446	185-520	.356	367-516	.711	351	772	1123	41.6	490	8	434	447	160	232	2024	75.0
Opponents.....		27	5450		600-1621	.370	133-440	.302	334-488	.684	320	636	956	35.4	496	5	285	450	76	220	1667	61.7

TEAM STATISTICS	WVU	OPP	Date	Opponent	Score	Att.
SCORING	2024	1667	11-12-16	CHARLESTON SOUTHERN	w 88-38	1144
Points per game	75.0	61.7	11-15-16	HOWARD	w 95-49	1052
Scoring margin	+13.2	-	11-19-16	COPPIN STATE	w 69-39	2173
FIELD GOALS-ATT	736-1650	600-1621	^ 11-22-16	vs North Carolina A&T	w 80-64	319
Field goal pct	.446	.370	^ 11-23-16	vs East Carolina	w 79-47	249
3 POINT FG-ATT	185-520	133-440	^ 11-24-16	vs Auburn	w 56-52	417
3-point FG pct	.356	.302	11-27-16	HIGH POINT	w 82-59	1134
3-pt FG made per game	6.9	4.9	11-30-16	MOREHEAD STATE	w 94-53	1179
FREE THROWS-ATT	367-516	334-488	& 12-4-16	OLE MISS	w 66-61	2634
Free throw pct	.711	.684	12-10-16	USC UPSTATE	w 91-33	1435
F-Throws made per game	13.6	12.4	# 12-17-16	LONGWOOD	w 107-40	2024
REBOUNDS	1123	956	12-21-16	MOUNT ST. MARY'S	w 77-45	1269
Rebounds per game	41.6	35.4	* 12-29-16	at TCU	w 83-61	1770
Rebounding margin	+6.2	-	* 1-1-17	at Kansas State	L 71-86	4825
ASSISTS	434	285	* 1-4-17	BAYLOR	L 56-91	2466
Assists per game	16.1	10.6	* 1-8-17	OKLAHOMA	w 83-73	2563
TURNOVERS	447	450	* 1-11-17	at Texas Tech	L 66-75	4829
Turnovers per game	16.6	16.7	* 1-14-17	TEXAS	L 63-73	4118
Turnover margin	+0.1	-	* 1-18-17	at Kansas	w 62-51	1833
Assist/turnover ratio	1.0	0.6	* 1-21-17	at Baylor	L 73-79	6462
STEALS	232	220	* 1-25-17	TEXAS TECH	w 89-79	2051
Steals per game	8.6	8.1	* 1-29-17	at Texas	L 54-69	4123
BLOCKS	160	76	* 2-4-17	IOWA STATE	L 55-80	3058
Blocks per game	5.9	2.8	* 2-7-17	at Oklahoma	Lo2 87-90	4890
ATTENDANCE	33966	40541	* 2-11-17	OKLAHOMA STATE	w 79-53	4024
Home games-Avg/Game	16-2123	8-4944	* 2-15-17	KANSAS STATE	w 66-59	1642
Neutral site-Avg/Game	-	3-328	* 2-18-17	at Iowa State	L 53-68	10824

Score by Periods	1st	2nd	3rd	4th	OT	OT2	Totals
West Virginia	533	467	508	496	11	9	2024
Opponents	351	371	494	428	11	12	1667

^ = Savannah Invitational (Savannah, Ga.)

& = SEC/Big 12 Challenge

# = Played in Charleston, W.Va.

\* = Big 12 Conference game



## 2016-17 BIG 12 CONFERENCE STATS

RECORD:	OVERALL	HOME	AWAY	NEUTRAL
ALL GAMES	6-9	4-3	2-6	0-0
CONFERENCE	6-9	4-3	2-6	0-0
NON-CONFERENCE	0-0	0-0	0-0	0-0

#	Player	gp-gs	min	avg	Total		3-Point		F-Throw		Rebounds				pf	dq	a	to	blk	stl	pts	avg
					fg-fga	fg%	3fg-fga	3fg%	ft-fga	ft%	off	def	tot	avg								
05	Martin, Tynice	15-15	563	37.5	87-231	.377	34-82	.415	42-53	.792	5	55	60	4.0	22	0	39	27	3	30	250	16.7
11	Muldrow, Teana	15-15	488	32.5	73-172	.424	18-50	.360	52-63	.825	39	84	123	8.2	49	2	41	46	13	15	216	14.4
15	Montgomery, Lanay	15-15	432	28.8	71-112	.634	0-0	.000	24-35	.686	48	89	137	9.1	46	1	13	46	38	10	166	11.1
12	Ray, Chania	15-15	531	35.4	45-138	.326	18-66	.273	35-41	.854	5	51	56	3.7	49	2	89	53	1	25	143	9.5
02	Brewer, Alexis	12-0	297	24.8	29-65	.446	18-35	.514	17-23	.739	2	18	20	1.7	33	1	22	19	1	4	93	7.8
22	Pardee, Katrina	14-13	311	22.2	34-98	.347	23-59	.390	6-6	1.000	7	14	21	1.5	23	0	9	22	0	13	97	6.9
13	King, Kristina	15-2	267	17.8	27-69	.391	0-1	.000	7-15	.467	23	37	60	4.0	24	0	9	27	9	10	61	4.1
24	Martin, Anja	11-0	67	6.1	4-9	.444	0-2	.000	2-6	.333	4	3	7	0.6	6	0	1	1	1	2	10	0.9
20	Rhodes, Desiree	10-0	86	8.6	2-9	.222	0-1	.000	0-3	.000	6	8	14	1.4	13	0	2	6	5	2	4	0.4
14	Thomas, Bailey	5-0	5	1.0	0-1	.000	0-0	.000	0-0	.000	0	0	0	0.0	0	0	0	0	0	0	0	0.0
45	Schmidt, Marlena	2-0	3	1.5	0-0	.000	0-0	.000	0-0	.000	0	0	0	0.0	1	0	0	0	0	0	0	0.0
Team											37	21	58		1		5					
Total.....		15	3050		372-904	.412	111-296	.375	185-245	.755	176	380	556	37.1	267	6	225	252	71	111	1040	69.3
Opponents.....		15	3050		402-922	.436	90-249	.361	193-266	.726	170	386	556	37.1	254	3	204	222	57	118	1087	72.5

### TEAM STATISTICS

	WVU	OPP
SCORING	1040	1087
Points per game	69.3	72.5
Scoring margin	-3.1	-
FIELD GOALS-ATT	372-904	402-922
Field goal pct	.412	.436
3 POINT FG-ATT	111-296	90-249
3-point FG pct	.375	.361
3-pt FG made per game	7.4	6.0
FREE THROWS-ATT	185-245	193-266
Free throw pct	.755	.726
F-Throws made per game	12.3	12.9
REBOUNDS	556	556
Rebounds per game	37.1	37.1
Rebounding margin	+0.0	-
ASSISTS	225	204
Assists per game	15.0	13.6
TURNOVERS	252	222
Turnovers per game	16.8	14.8
Turnover margin	-2.0	-
Assist/turnover ratio	0.9	0.9
STEALS	111	118
Steals per game	7.4	7.9
BLOCKS	71	57
Blocks per game	4.7	3.8
ATTENDANCE	19922	39556
Home games-Avg/Game	7-2846	8-4944
Neutral site-Avg/Game	-	0-0

Date	Opponent	Score	Att.
* 12-29-16	at TCU	w 83-61	1770
* 1-1-17	at Kansas State	L 71-86	4825
* 1-4-17	BAYLOR	L 56-91	2466
* 1-8-17	OKLAHOMA	w 83-73	2563
* 1-11-17	at Texas Tech	L 66-75	4829
* 1-14-17	TEXAS	L 63-73	4118
* 1-18-17	at Kansas	w 62-51	1833
* 1-21-17	at Baylor	L 73-79	6462
* 1-25-17	TEXAS TECH	w 89-79	2051
* 1-29-17	at Texas	L 54-69	4123
* 2-4-17	IOWA STATE	L 55-80	3058
* 2-7-17	at Oklahoma	Lo2 87-90	4890
* 2-11-17	OKLAHOMA STATE	w 79-53	4024
* 2-15-17	KANSAS STATE	w 66-59	1642
* 2-18-17	at Iowa State	L 53-68	10824

^ = Savannah Invitational (Savannah, Ga.)  
 & = SEC/Big 12 Challenge  
 # = Played in Charleston, W.Va.  
 \* = Big 12 Conference game

Score by Periods	1st	2nd	3rd	4th	OT	OT2	Totals
West Virginia	263	235	242	280	11	9	1040
Opponents	215	243	314	292	11	12	1087

# GAME-BY-GAME COMPARISON

Team	Date	1st-2nd-OT	FGM-FGA	Pct.	3FGM-3FGA	Pct.	FTM-FTA	Pct.	Rebounds			PF-DQ	A	TO	B	S	Backcourt	Frontcourt	Bench
									O	D	Tot.								
West Virginia	11/12/16	41-47-0	32-63	.508	9-23	.391	15-25	.600	19	41	60	20-0	20	17	2	11	31	34	23
vs. Charleston Southern		13-25-0	11-62	.177	5-25	.200	11-18	.611	15	16	31	24-0	8	16	1	10	26	2	10
West Virginia	11/15/16	39-56-0	31-67	.463	10-23	.435	23-29	.793	20	28	48	19-0	15	19	6	15	48	18	29
vs. Howard		20-29-0	16-50	.320	3-15	.200	14-24	.583	10	18	28	23-0	6	27	2	7	25	11	13
West Virginia	11/19/16	33-36-0	24-60	.400	5-23	.217	16-21	.762	15	30	45	20-1	13	17	14	13	43	18	8
vs. Coppin State		13-26-0	14-62	.226	1-11	.091	10-16	.625	20	24	44	20-0	7	23	2	10	23	6	10
West Virginia	11/22/16	52-28-0	25-56	.446	4-11	.364	26-29	.897	12	29	41	25-0	14	17	7	5	45	19	16
vs. North Carolina A&T		28-36-0	19-59	.322	6-13	.462	20-29	.690	17	20	37	24-0	6	17	2	6	42	7	15
West Virginia	11/23/16	39-40-0	29-60	.483	5-16	.313	16-22	.727	14	27	41	20-0	9	15	1	11	35	25	19
vs. East Carolina		25-22-0	19-53	.358	4-13	.308	5-13	.385	10	22	32	18-0	3	21	0	4	32	11	4
West Virginia	11/24/16	31-25-0	20-52	.385	6-16	.385	6-16	.375	7	35	42	21-0	11	22	5	4	21	21	14
vs. Auburn		28-24-0	16-58	.276	5-20	.250	15-20	.750	9	30	39	18-0	7	14	4	11	37	7	8
West Virginia	11/27/16	45-37-0	33-66	.500	5-17	.294	11-21	.524	16	26	42	12-0	20	17	8	16	36	27	19
vs. High Point		31-28-0	21-59	.356	5-14	.357	12-15	.800	13	21	34	16-0	12	24	0	11	17	7	35
West Virginia	11/30/16	52-42-0	36-76	.474	7-17	.412	15-27	.556	19	40	59	19-0	20	13	15	8	34	41	19
vs. Morehead State		28-25-0	20-68	.294	1-14	.071	12-23	.522	14	29	43	22-1	7	18	2	10	25	18	10
West Virginia	12/4/16	26-40-0	23-43	.535	2-11	.182	18-32	.563	10	30	40	24-1	12	25	8	7	16	16	34
vs. Ole Miss		20-41-0	19-59	.322	4-11	.364	19-26	.731	15	15	30	26-1	7	16	2	14	24	19	18
West Virginia	12/10/16	42-49-0	37-62	.597	7-20	.350	10-13	.769	11	38	49	12-0	24	14	5	14	32	31	28
vs. USC Upstate		19-14-0	14-59	.237	2-13	.154	3-5	.600	8	15	23	13-0	3	17	1	7	6	4	23
West Virginia	12/17/16	62-45-0	42-74	.568	12-29	.414	11-17	.647	17	32	49	17-0	32	12	9	10	35	36	36
vs. Longwood		22-18-0	12-51	.231	3-16	.188	13-21	.619	9	19	28	20-0	5	24	0	5	12	4	24
West Virginia	12/21/16	40-37-0	32-67	.478	2-18	.111	11-18	.611	15	36	51	14-0	19	7	8	7	29	30	18
vs. Mount St. Mary's		17-28-0	17-59	.288	4-26	.154	7-12	.583	10	21	31	18-0	10	11	3	7	9	18	18
West Virginia	12/29/16	41-42-0	26-60	.433	5-21	.238	26-32	.813	12	30	42	16-0	20	14	10	17	38	41	4
at TCU		29-42-0	20-53	.377	8-17	.471	13-20	.650	7	25	32	26-0	12	20	2	6	29	17	15
West Virginia	1/1/17	39-32-0	25-59	.424	14-29	.483	7-9	.778	10	18	28	17-0	17	17	3	7	37	34	0
at Kansas State		51-35-0	35-64	.547	7-19	.368	9-12	.750	11	24	35	12-0	19	14	4	7	25	33	28
West Virginia	1/4/17	27-29-0	19-61	.311	5-13	.385	13-21	.619	7	23	30	15-0	12	11	6	6	23	27	6
vs. Baylor		42-49-0	34-77	.442	5-12	.417	18-21	.857	22	36	60	16-1	14	11	6	6	40	24	27
West Virginia	1/8/17	42-41-0	32-61	.525	10-21	.476	9-14	.643	11	30	41	20-0	20	22	6	10	34	27	22
vs. Oklahoma		25-48-0	27-67	.403	7-20	.350	12-17	.706	12	21	33	14-0	9	17	4	11	37	6	30
West Virginia	1/11/17	25-41-0	27-62	.435	7-21	.333	5-7	.714	7	25	32	19-2	16	11	4	5	30	24	12
at Texas Tech		29-46-0	28-64	.438	8-16	.500	11-14	.786	12	28	40	8-0	10	11	2	6	52	6	17
West Virginia	1/14/17	25-38-0	23-51	.451	6-13	.462	11-15	.733	15	20	35	17-1	10	21	4	4	26	34	3
vs. Texas		34-39-0	32-64	.500	0-10	.000	9-13	.692	14	14	28	17-0	9	11	2	11	30	25	18
West Virginia	1/18/17	31-31-0	21-57	.368	4-12	.333	16-20	.800	17	35	52	20-0	10	25	9	9	28	27	7
at Kansas		24-27-0	16-58	.276	5-21	.238	14-19	.737	10	22	32	20-0	10	16	5	13	29	0	22
West Virginia	1/21/17	34-39-0	30-72	.417	4-18	.222	9-13	.692	16	22	38	24-0	14	12	5	5	42	22	9
at Baylor		40-39-0	28-62	.452	3-10	.300	20-26	.769	14	28	42	15-1	23	14	9	5	35	28	16
West Virginia	1/25/17	43-46-0	33-62	.532	7-14	.500	16-19	.842	8	29	37	14-0	20	15	5	8	32	43	14
vs. Texas Tech		24-55-0	30-63	.476	13-24	.542	6-12	.500	7	22	29	21-0	13	16	2	7	48	13	18
West Virginia	1/29/17	26-28-0	18-46	.391	3-7	.429	15-21	.714	10	18	28	21-1	9	23	4	7	21	21	12
at Texas		30-39-0	26-55	.473	4-6	.667	13-17	.765	12	23	35	21-0	15	18	5	8	24	23	22
West Virginia	2/4/17	28-27-0	19-64	.297	7-29	.241	10-17	.588	14	22	36	15-0	12	12	1	16	35	11	9
vs. Iowa State		37-43-0	29-56	.518	8-23	.348	14-18	.778	6	35	41	17-0	15	12	2	5	61	12	7
West Virginia	2/7/17	33-34-11-9	26-71	.366	11-30	.367	24-27	.889	17	27	44	27-2	14	21	5	8	45	32	10
at Oklahoma		25-42-11-12	30-67	.448	5-16	.313	25-34	.735	14	30	44	21-1	15	17	2	8	45	3	42
West Virginia	2/11/17	39-40-0	29-63	.460	17-29	.586	4-5	.800	8	29	37	15-0	16	11	3	4	47	16	16
vs. Oklahoma State		24-29-0	19-51	.373	2-12	.167	13-18	.722	6	26	32	13-0	10	12	2	4	9	34	10
West Virginia	2/15/17	39-27-0	25-55	.455	8-22	.364	8-10	.800	14	24	38	12-0	20	21	3	10	32	22	12
vs. Kansas State		25-34-0	23-56	.411	8-22	.364	5-11	.455	11	18	29	16-0	15	19	5	14	22	21	16
West Virginia	2/18/17	26-27-0	19-60	.317	3-17	.176	12-15	.800	10	28	38	15-0	15	16	3	5	20	26	7
at Iowa State		29-39-0	25-65	.385	7-21	.333	11-14	.786	12	32	44	17-0	15	14	5	7	56	7	5

### WVU Game Highs

Points ..... 107 ..... LU ..... 12/17/16  
 FGM ..... 42 ..... LU ..... 12/17/16  
 FGA ..... 76 ..... MSU ..... 11/30/16  
 FG Pct. .... 59.7% .. UPST ..... 12/10/16  
 3FGM ..... 17 ..... OSU ..... 2/11/17  
 3FGA ..... 30 ..... at OU ..... 2/7/17  
 3FG Pct. ... 58.6% .. OSU ..... 2/11/17  
 FTM ..... 26, 2x, .. at TCU ..... 12/29/16  
 FTA ..... 32, 2x, .. at TCU ..... 12/29/16  
 FT Pct. .... 89.7% .. vs. NCAT .. 11/22/16  
 Rebounds .60 ..... CSU ..... 11/12/16  
 Assists ..... 32 ..... LU ..... 12/17/16  
 Steals ..... 17 ..... TCU ..... 12/29/16  
 Blocks ..... 15 ..... MSU ..... 11/30/16  
 Turnovers .. 25, 2x, .. at KU ..... 1/18/17

### WVU Game Lows

Points ..... 53 ..... at ISU ..... 2/18/17  
 FGM ..... 18 ..... at UT ..... 1/29/17  
 FGA ..... 43 ..... MISS ..... 12/4/16  
 FG Pct. .... 29.7% .. ISU ..... 2/4/17  
 3FGM ..... 2, 2x, .... MSM ..... 12/21/16  
 3FGA ..... 7 ..... at UT ..... 1/29/17  
 3FG Pct. ... 11.1% .. MSM ..... 12/21/16  
 FTM ..... 4 ..... OSU ..... 2/11/17  
 FTA ..... 5 ..... OSU ..... 2/11/17  
 FT Pct. .... 52.4% .. HPU ..... 11/27/16  
 Rebounds .28, 2x, .. at UT ..... 1/29/17  
 Assists ..... 9, 2x, .... at UT ..... 1/29/17  
 Steals ..... 4, 3x, .... OSU ..... 2/11/17  
 Blocks ..... 1, 2x, .... ISU ..... 2/4/17  
 Turnovers .. 7 ..... MSM ..... 12/21/16

### OPP Game Highs

Points ..... 91 ..... BU ..... 1/4/17  
 FGM ..... 35 ..... at KSU ..... 1/1/17  
 FGA ..... 77 ..... BU ..... 1/4/17  
 FG Pct. .... 54.7% .. at KSU ..... 1/1/17  
 3FGM ..... 13 ..... TTU ..... 1/25/17  
 3FGA ..... 26 ..... MSM ..... 12/21/16  
 3FG Pct. ... 66.7% .. at UT ..... 1/29/17  
 FTM ..... 25 ..... at OU ..... 2/7/17  
 FTA ..... 34 ..... at OU ..... 2/7/17  
 FT Pct. .... 85.7% .. BU ..... 1/4/17  
 Rebounds .60 ..... BU ..... 1/4/17  
 Assists ..... 23 ..... at BU ..... 1/21/17  
 Steals ..... 14, 2x, .. KSU ..... 2/15/17  
 Blocks ..... 9 ..... at BU ..... 1/21/17  
 Turnovers .. 27 ..... HOW ..... 11/15/16

### OPP Game Lows

Points ..... 33 ..... UPST ..... 12/10/16  
 FGM ..... 11 ..... CSU ..... 11/12/16  
 FGA ..... 50 ..... HOW ..... 11/15/16  
 FG Pct. .... 17.7% .. CSU ..... 11/12/16  
 3FGM ..... 1, 2x, .... MSU ..... 11/30/16  
 3FGA ..... 6 ..... at UT ..... 1/29/17  
 3FG Pct. ... 0.0% .. UT ..... 1/14/17  
 FTM ..... 3 ..... UPST ..... 12/10/16  
 FTA ..... 5 ..... UPST ..... 12/10/16  
 FT Pct. .... 38.5% .. vs. ECU ..... 11/23/16  
 Rebounds .23 ..... UPST ..... 12/10/16  
 Assists ..... 3, 2x, .... UPST ..... 12/10/16  
 Steals ..... 4, 2x, .... OSU ..... 2/11/17  
 Blocks ..... 0, 3x, .... LU ..... 12/17/16  
 Turnovers .. 11, 4x, .. UT ..... 1/14/17







## GAME HIGHS

Opponent	Date	Score	Points	Rebounds	Assists	Steals	Blocked shots
CHARLESTON SOUTHERN	11-12-16	88-38	17-Montgomery, Lana Martin, Tynice Muldraw, Teana	18-Montgomery, Lana	11-Ray, Chania	2-King, Kristina Ray, Chania Muldraw, Teana	1-Montgomery, Lanay Muldraw, Teana
HOWARD	11-15-16	95-49	27-Martin, Tynice	13-Montgomery, Lana	5-Ray, Chania	5-Ray, Chania	2-Martin, Tynice Montgomery, Lanay
COPPIN STATE	11-19-16	69-39	19-Martin, Tynice	7-Muldraw, Teana Ray, Chania Montgomery, Lanay	8-Ray, Chania	3-Martin, Tynice Muldraw, Teana Ray, Chania	7-Montgomery, Lanay
vs North Carolina A&T	11-22-16	80-64	28-Martin, Tynice	9-Muldraw, Teana	6-Ray, Chania	2-Martin, Tynice	3-Montgomery, Lanay
vs East Carolina	11-23-16	79-47	21-Muldraw, Teana	10-Muldraw, Teana	4-Ray, Chania	3-Muldraw, Teana	1-Muldraw, Teana
vs Auburn	11-24-16	56-52	16-Martin, Tynice	14-Muldraw, Teana	4-Ray, Chania	2-Martin, Tynice	3-Montgomery, Lanay
HIGH POINT	11-27-16	82-59	21-Martin, Tynice	14-Montgomery, Lana	8-Ray, Chania	4-Ray, Chania Martin, Tynice	5-Montgomery, Lanay
MOREHEAD STATE	11-30-16	94-53	23-Montgomery, Lana	18-Montgomery, Lana	4-Ray, Chania King, Kristina Muldraw, Teana	3-Muldraw, Teana	6-Montgomery, Lanay
OLE MISS	12-4-16	66-61	16-King, Kristina	9-King, Kristina	4-Ray, Chania	4-Muldraw, Teana	4-King, Kristina
USC UPSTATE	12-10-16	91-33	16-Montgomery, Lana King, Kristina	10-Montgomery, Lana	7-Ray, Chania	4-Ray, Chania Muldraw, Teana	5-Montgomery, Lanay
LONGWOOD	12-17-16	107-40	21-Martin, Tynice	9-Rhodes, Desiree	10-Pardee, Katrina	2-Brewer, Alexis King, Kristina	3-Montgomery, Lanay
MOUNT ST. MARY'S	12-21-16	77-45	16-Montgomery, Lana Martin, Tynice	10-King, Kristina Montgomery, Lanay	6-Ray, Chania	3-Ray, Chania	5-Montgomery, Lanay
at TCU	12-29-16	83-61	21-Martin, Tynice	11-Montgomery, Lana	9-Ray, Chania	6-Ray, Chania Martin, Tynice	5-Montgomery, Lanay
at Kansas State	1-1-17	71-86	23-Ray, Chania	9-Montgomery, Lanay	7-Ray, Chania	3-Martin, Tynice	2-King, Kristina
BAYLOR	1-4-17	56-91	16-Muldraw, Teana	7-Muldraw, Teana	8-Ray, Chania	2-Martin, Tynice	4-Montgomery, Lanay
OKLAHOMA	1-8-17	83-73	18-Martin, Tynice	14-Montgomery, Lana	10-Ray, Chania	4-Montgomery, Lanay	4-Montgomery, Lanay
at Texas Tech	1-11-17	66-75	18-Montgomery, Lana	10-Muldraw, Teana	8-Ray, Chania	3-Martin, Tynice	3-Montgomery, Lanay
TEXAS	1-14-17	63-73	22-Muldraw, Teana	14-Montgomery, Lana	3-Ray, Chania	1-Martin, Tynice Montgomery, Lanay Pardee, Katrina Brewer, Alexis	3-Montgomery, Lanay
at Kansas	1-18-17	62-51	21-Martin, Tynice	15-Muldraw, Teana	6-Muldraw, Teana	3-Pardee, Katrina Martin, Tynice	6-Montgomery, Lanay
at Baylor	1-21-17	73-79	20-Muldraw, Teana	8-Muldraw, Teana	5-Ray, Chania	3-Ray, Chania	2-Montgomery, Lanay Muldraw, Teana
TEXAS TECH	1-25-17	89-79	22-Muldraw, Teana	9-Muldraw, Teana Montgomery, Lanay	7-Muldraw, Teana	3-Martin, Tynice	3-Montgomery, Lanay
at Texas	1-29-17	54-69	11-Montgomery, Lana	7-King, Kristina	3-Ray, Chania	4-Ray, Chania	1-Martin, Anja Muldraw, Teana Rhodes, Desiree Montgomery, Lanay
IOWA STATE	2-4-17	55-80	16-Pardee, Katrina	9-Muldraw, Teana Montgomery, Lanay	5-Martin, Tynice	3-Muldraw, Teana	1-Montgomery, Lanay
at Oklahoma	2-7-17	87-90	35-Martin, Tynice	13-Muldraw, Teana	5-Ray, Chania Muldraw, Teana	2-Rhodes, Desiree Muldraw, Teana Ray, Chania	2-Rhodes, Desiree
OKLAHOMA STATE	2-11-17	79-53	30-Martin, Tynice	13-Muldraw, Teana	7-Ray, Chania	1-King, Kristina Muldraw, Teana Montgomery, Lanay Pardee, Katrina	2-Muldraw, Teana
KANSAS STATE	2-15-17	66-59	14-Pardee, Katrina Ray, Chania	12-Montgomery, Lana	10-Ray, Chania	3-Pardee, Katrina Martin, Tynice	1-Montgomery, Lanay Rhodes, Desiree King, Kristina
at Iowa State	2-18-17	53-68	15-Montgomery, Lana Martin, Tynice	10-Montgomery, Lana	7-Ray, Chania	2-Muldraw, Teana	3-Montgomery, Lanay

## POINTS-REBOUNDS-ASSISTS

Opponent	Date	Score	02		05		11		12		13		14		15	
			BREWER,ALE	MARTIN,TYN	MULDROW,TE	RAY,CHANIA	KING,KRIST	THOMAS,BAI	MONTGOMERY							
CHARLESTON SOUTHERN	11-12-16	88-38	w	2-5-1	17-3-2	17-7-3	6-4-11	8-3-0	3-1-0	17-18-1						
HOWARD	11-15-16	95-49	w	13-2-2	27-4-2	11-8-4	17-4-5	12-6-0	2-0-0	7-13-1						
COPPIN STATE	11-19-16	69-39	w	0-1-0	19-3-2	11-7-0	7-7-8	5-6-0	0-0-0	7-7-0						
vs North Carolina A&T	11-22-16	80-64	w	2-3-4	28-2-3	15-9-1	9-4-6	8-6-0	DNP	4-7-0						
vs East Carolina	11-23-16	79-47	w	3-0-1	16-6-2	21-10-0	9-5-4	16-8-0	DNP	4-3-1						
vs Auburn	11-24-16	56-52	w	6-3-2	16-2-1	8-14-3	2-5-4	8-5-0	DNP	13-5-1						
HIGH POINT	11-27-16	82-59	w	13-3-2	21-3-4	12-10-3	6-2-8	4-2-0	DNP	15-14-3						
MOREHEAD STATE	11-30-16	94-53	w	5-3-3	17-6-1	18-13-4	8-2-4	14-7-4	0-0-1	23-18-0						
OLE MISS	12-4-16	66-61	w	12-2-3	10-5-1	8-5-2	4-2-4	16-9-1	DNP	8-5-1						
USC UPSTATE	12-10-16	91-33	w	4-5-4	14-5-3	15-6-5	9-4-7	16-9-1	0-0-0	16-10-2						
LONGWOOD	12-17-16	107-40	w	16-5-1	21-6-7	17-4-5	8-3-3	11-5-2	4-1-2	19-8-1						
MOUNT ST. MARY'S	12-21-16	77-45	w	3-2-3	16-4-2	14-5-5	8-6-6	14-10-2	1-0-0	16-10-0						
at TCU	12-29-16	83-61	w	DNP	21-4-5	19-9-3	17-6-9	14-5-1	DNP	8-11-0						
at Kansas State	1-1-17	71-86	L	DNP	14-0-6	15-1-2	23-4-7	11-6-0	DNP	8-9-1						
BAYLOR	1-4-17	56-91	L	DNP	11-2-2	16-7-1	9-6-8	4-4-0	0-0-0	11-4-1						
OKLAHOMA	1-8-17	83-73	w	15-2-0	18-11-4	11-5-3	6-2-10	5-3-1	0-0-0	16-14-2						
at Texas Tech	1-11-17	66-75	L	8-2-1	17-3-3	6-10-3	3-5-8	2-3-1	DNP	18-7-0						
TEXAS	1-14-17	63-73	L	3-0-1	14-5-2	22-7-2	12-2-3	0-0-0	DNP	12-14-2						
at Kansas	1-18-17	62-51	w	5-3-1	21-5-0	12-15-6	7-2-3	2-8-0	DNP	15-13-0						
at Baylor	1-21-17	73-79	L	3-1-1	18-3-4	20-8-0	11-3-5	6-7-1	DNP	2-5-1						
TEXAS TECH	1-25-17	89-79	w	8-2-3	11-5-4	22-9-7	12-6-2	6-3-0	DNP	21-9-2						
at Texas	1-29-17	54-69	L	8-3-1	8-1-2	10-2-1	7-3-3	0-7-2	DNP	11-5-0						
IOWA STATE	2-4-17	55-80	L	9-2-3	13-3-5	6-9-1	6-2-2	0-4-1	0-0-0	5-9-0						
at Oklahoma	2-7-17	87-90	L	9-2-2	35-5-0	22-13-5	6-3-5	1-2-0	DNP	10-9-0						
OKLAHOMA STATE	2-11-17	79-53	w	12-1-2	30-8-2	14-13-2	5-4-7	4-1-1	0-0-0	2-6-1						
KANSAS STATE	2-15-17	66-59	w	6-2-5	4-3-0	10-6-2	14-2-10	6-3-1	DNP	12-12-1						
at Iowa State	2-18-17	53-68	L	7-0-2	15-2-0	11-9-3	5-6-7	0-4-0	0-0-0	15-10-2						

Opponent	Date	Score	20		22		24		45	
			RHODES,DES	PARDEE,KAT	MARTIN,ANJ	SCHMIDT,MA				
CHARLESTON SOUTHERN	11-12-16	88-38	w	2-12-0	8-0-1	8-4-1	DNP			
HOWARD	11-15-16	95-49	w	0-4-1	4-1-0	2-1-0	DNP			
COPPIN STATE	11-19-16	69-39	w	2-3-1	17-6-2	1-1-0	DNP			
vs North Carolina A&T	11-22-16	80-64	w	6-6-0	8-2-0	0-0-0	DNP			
vs East Carolina	11-23-16	79-47	w	0-5-0	10-2-1	0-2-0	DNP			
vs Auburn	11-24-16	56-52	w	0-1-0	3-1-0	0-0-0	DNP			
HIGH POINT	11-27-16	82-59	w	1-1-0	9-2-0	1-1-0	DNP			
MOREHEAD STATE	11-30-16	94-53	w	0-0-0	9-5-2	0-0-1	0-0-0			
OLE MISS	12-4-16	66-61	w	6-5-0	2-3-0	0-1-0	DNP			
USC UPSTATE	12-10-16	91-33	w	2-3-0	9-3-2	6-0-0	0-1-0			
LONGWOOD	12-17-16	107-40	w	0-9-0	6-2-10	5-3-1	0-1-0			
MOUNT ST. MARY'S	12-21-16	77-45	w	0-3-1	5-2-0	0-2-0	0-2-0			
at TCU	12-29-16	83-61	w	0-2-1	DNP	4-2-1	DNP			
at Kansas State	1-1-17	71-86	L	0-1-0	0-2-1	0-2-0	DNP			
BAYLOR	1-4-17	56-91	L	0-0-0	3-2-0	2-1-0	DNP			
OKLAHOMA	1-8-17	83-73	w	0-0-0	10-0-0	2-0-0	DNP			
at Texas Tech	1-11-17	66-75	L	DNP	10-2-0	2-0-0	DNP			
TEXAS	1-14-17	63-73	L	DNP	0-2-0	0-0-0	DNP			
at Kansas	1-18-17	62-51	w	DNP	0-0-0	0-2-0	DNP			
at Baylor	1-21-17	73-79	L	0-2-0	13-4-2	DNP	DNP			
TEXAS TECH	1-25-17	89-79	w	DNP	9-1-2	DNP	DNP			
at Texas	1-29-17	54-69	L	4-3-0	6-1-0	0-0-0	DNP			
IOWA STATE	2-4-17	55-80	L	DNP	16-5-0	0-0-0	0-0-0			
at Oklahoma	2-7-17	87-90	L	0-5-1	4-1-1	DNP	DNP			
OKLAHOMA STATE	2-11-17	79-53	w	0-0-0	12-0-1	0-0-0	0-0-0			
KANSAS STATE	2-15-17	66-59	w	0-1-0	14-0-1	DNP	DNP			
at Iowa State	2-18-17	53-68	L	0-0-0	0-1-1	0-0-0	DNP			



## GAME-BY-GAME STARTERS

Opponent	Point Guard	Guard	Guard	Guard/Forward	Center	Total*
Charleston Southern	Chania Ray	Katrina Pardee	Tynice Martin	Teana Muldrow	Lanay Montgomery	10
Howard	Chania Ray	Katrina Pardee	Tynice Martin	Teana Muldrow	Lanay Montgomery	10
Coppin State	Chania Ray	Katrina Pardee	Tynice Martin	Teana Muldrow	Lanay Montgomery	10
vs. North Carolina A&T	Chania Ray	Katrina Pardee	Tynice Martin	Teana Muldrow	Lanay Montgomery	9
vs. East Carolina	Chania Ray	Katrina Pardee	Tynice Martin	Teana Muldrow	Lanay Montgomery	9
vs. Auburn	Chania Ray	Katrina Pardee	Tynice Martin	Teana Muldrow	Lanay Montgomery	9
High Point	Chania Ray	Katrina Pardee	Tynice Martin	Teana Muldrow	Lanay Montgomery	9
Morehead State	Chania Ray	Katrina Pardee	Tynice Martin	Teana Muldrow	Lanay Montgomery	10
Ole Miss	Chania Ray	Katrina Pardee	Tynice Martin	Teana Muldrow	Lanay Montgomery	9
USC Upstate	Chania Ray	Katrina Pardee	Tynice Martin	Teana Muldrow	Lanay Montgomery	11
Longwood	Chania Ray	Katrina Pardee	Tynice Martin	Teana Muldrow	Lanay Montgomery	11
Mount St. Mary's	Chania Ray	Katrina Pardee	Tynice Martin	Teana Muldrow	Lanay Montgomery	11
at TCU	Chania Ray	Tynice Martin	Teana Muldrow	Kristina King	Lanay Montgomery	7
at Kansas State	Chania Ray	Tynice Martin	Teana Muldrow	Kristina King	Lanay Montgomery	8
Baylor	Chania Ray	Katrina Pardee	Tynice Martin	Teana Muldrow	Lanay Montgomery	9
Oklahoma	Chania Ray	Katrina Pardee	Tynice Martin	Teana Muldrow	Lanay Montgomery	10
at Texas Tech	Chania Ray	Katrina Pardee	Tynice Martin	Teana Muldrow	Lanay Montgomery	8
Texas	Chania Ray	Katrina Pardee	Tynice Martin	Teana Muldrow	Lanay Montgomery	8
at Kansas	Chania Ray	Katrina Pardee	Tynice Martin	Teana Muldrow	Lanay Montgomery	8
at Baylor	Chania Ray	Katrina Pardee	Tynice Martin	Teana Muldrow	Lanay Montgomery	8
Texas Tech	Chania Ray	Katrina Pardee	Tynice Martin	Teana Muldrow	Lanay Montgomery	7
at Texas	Chania Ray	Katrina Pardee	Tynice Martin	Teana Muldrow	Lanay Montgomery	9
Iowa State	Chania Ray	Katrina Pardee	Tynice Martin	Teana Muldrow	Lanay Montgomery	10
at Oklahoma	Chania Ray	Katrina Pardee	Tynice Martin	Teana Muldrow	Lanay Montgomery	8
Oklahoma State	Chania Ray	Katrina Pardee	Tynice Martin	Teana Muldrow	Lanay Montgomery	11
Kansas State	Chania Ray	Katrina Pardee	Tynice Martin	Teana Muldrow	Lanay Montgomery	8
at Iowa State	Chania Ray	Katrina Pardee	Tynice Martin	Teana Muldrow	Lanay Montgomery	10

\*Total stands for the total number of Mountaineer players that saw playing time in each game

## RECORDS BY STARTING LINEUP

Record	Point Guard	Guard	Guard	Guard/Forward	Center
17-8	Chania Ray	Katrina Pardee	Tynice Martin	Teana Muldrow	Lanay Montgomery
1-1	Chania Ray	Tynice Martin	Teana Muldrow	Kristina King	Lanay Montgomery

## PLUS/MINUS STATISTICS

Player	Minutes	PF	PA	+/-	+/-40	G	+/-Gm
Thomas, Bailey	55:34	91	66	+25	+18.00	12	+2.08
Montgomery, Lanay	672:16	1286	985	+301	+17.91	27	+11.15
Brewer, Alexis	571:06	1060	856	+204	+14.29	24	+8.50
Pardee, Katrina	561:32	1027	834	+193	+13.75	26	+7.42
Martin, Tynice	956:18	1817	1503	+314	+13.13	27	+11.63
Muldrow, Teana	787:50	1492	1235	+257	+13.05	27	+9.52
Ray, Chania	924:26	1733	1445	+288	+12.46	27	+10.67
Martin, Anja	163:37	273	225	+48	+11.73	23	+2.09
King, Kristina	508:52	914	779	+135	+10.61	27	+5.00
Rhodes, Desiree	238:15	396	377	+19	+3.19	22	+0.86
Schmidt, Marlena	20:00	31	30	+1	+2.00	6	+0.17





# WVU VS. TCU BOX - 12/29/16

West Virginia 83 • 13-0, 1-0

##	Player	f	Total			3-Ptr			Rebounds			PF	TP	A	TO	Blk	Stl	Min
			FG-FGA	FG-FGA	FT-FTA	FG-FGA	FG-FGA	FT-FTA	Off	Def	Tot							
11	Muldrow, Teana	f	5-16	1-7	8-10	1	8	9	3	19	3	2	1	2	37			
13	King, Kristina	f	6-13	0-0	2-4	3	2	5	1	14	1	1	2	2	38			
15	Montgomery, Lanay	c	3-3	0-0	2-2	3	8	11	4	8	0	4	5	0	21			
05	Martin, Tynice	g	7-17	3-10	4-6	0	4	4	2	21	5	0	1	6	40-			
12	Ray, Chania	g	4-10	1-4	8-8	0	6	6	1	17	9	3	0	6	39			
20	Rhodes, Desiree		0-0	0-0	0-0	1	1	2	4	0	1	3	1	0	14			
24	Martin, Anja		1-1	0-0	2-2	2	0	2	1	4	1	0	0	1	11			
Team						2	1	3				1						
Totals			26-60	5-21	26-32	12	30	42	16	83	20	14	10	17	200			

1st - FG %: 9-21 42.9%    2nd: 6-13 46.2%    3rd: 11-18 61.1%    4th: 0-8 0.0%    Game: 26-60 43.3%    Deadball  
 3FG %: 1-6 16.7%    3-7 42.9%    1-5 20.0%    0-3 0.0%    5-21 23.8%    Rebounds  
 FT %: 0-0 0.0%    7-9 77.8%    9-11 81.8%    10-12 83.3%    26-32 81.3%    3

TCU 61 • 8-4, 0-1

##	Player	f	Total			3-Ptr			Rebounds			PF	TP	A	TO	Blk	Stl	Min
			FG-FGA	FG-FGA	FT-FTA	FG-FGA	FG-FGA	FT-FTA	Off	Def	Tot							
00	Okonkwo, Amy	f	5-8	1-2	6-8	0	8	8	2	17	1	2	2	0	32			
22	Moore, Jordan	f	0-4	0-0	0-0	0	2	2	4	0	0	0	0	0	10			
15	Butts, Jada	g	1-6	0-1	2-6	0	1	1	2	4	5	8	0	0	30			
23	Alix, AJ	g	4-16	3-8	0-0	0	1	1	4	11	3	4	0	4	33			
25	Ray, Kianna	g	4-10	2-3	4-5	1	10	11	3	14	3	2	0	1	34			
01	Thompson, Toree		3-6	1-2	0-0	1	2	3	4	7	0	1	0	0	20			
03	Christian, Mikayla		1-1	1-1	0-0	0	1	1	2	3	0	3	0	1	11			
31	Hellessey, Ella		0-0	0-0	0-0	0	0	0	0	0	0	0	0	0	3			
33	Akomolafe, Adeola		2-2	0-0	1-1	2	0	2	2	5	0	0	0	0	21			
55	Willie, Carol		0-0	0-0	0-0	0	0	0	3	0	0	0	0	6				
Team						3	0	3										
Totals			20-53	8-17	13-20	7	25	32	26	61	12	20	2	6	200			

1st - FG %: 3-14 21.4%    2nd: 3-9 33.3%    3rd: 7-14 50.0%    4th: 7-16 43.8%    Game: 20-53 37.7%    Deadball  
 3FG %: 0-2 0.0%    1-2 50.0%    5-9 55.6%    2-4 50.0%    8-17 47.1%    Rebounds  
 FT %: 1-2 50.0%    5-7 71.4%    1-4 25.0%    6-7 85.7%    13-20 65.0%    3

Officials: Tina Napier, Metta Roberts, Maj Forsberg  
 Technical fouls: West Virginia-Montgomery, Lanay. TCU-None.  
 Attendance: 1770

Score by periods	1st	2nd	3rd	4th	Total
West Virginia	19	22	32	10	<b>83</b>
TCU	7	12	20	22	<b>61</b>

	In	Off	2nd	Fast	
Points	Paint	T/O	Chance	Break	Bench
WVU	32	19	12	20	4
TCU	24	20	13	3	15

Last FG - WVU 3rd-00:39, TCU 4th-01:13.  
 Largest lead - WVU by 36 3rd-01:16, TCU by 2 1st-08:56.  
 WVU led for 36:56. TCU led for 00:34. Game was tied for 02:30.

Score tied - 1 time.  
 Lead changed - 1 time.



### Game #1

#### #22/25 West Virginia 88, Charleston Southern 38

Nov. 12, 2016 • WVU Coliseum  
Morgantown, W.Va.

#### Charleston Southern 38 • 0-1

#	Player	3-PT			Rebounds			PF	TP	A	TO	Bk	Stl	Min
		FG	FGA	FT	FTA	Off	Def							
14	Kiploks, Elyse	1-3	0-0	0-0	0	0	0	4	2	1	0	1	24	
24	Lakes, Brianna	0-2	0-0	0-0	0	0	0	4	0	0	0	1	17	
03	Jackson, Ke/Asia	4-20	2-7	0-0	0	0	2	10	1	3	1	5	32	
20	Burns, Rachel	2-13	1-4	5-10	5	3	8	2	10	1	0	0	31	
23	Mann, Alyssa	1-13	1-10	3-4	1	4	5	4	6	4	7	0	34	
05	Long, Navia	0-0	0-0	0-0	0	0	0	2	0	0	0	0	3	
12	Webster, Anna	0-1	0-0	0-0	0	0	0	0	0	0	0	0	6	
21	Dobson, Shauntavia	0-2	0-1	3-4	0	0	0	3	0	1	0	1	7	
22	Bretches, Breannah	0-4	0-2	0-0	0	1	1	0	0	1	0	0	6	
25	Steede, Tierra	1-2	1-1	0-0	2	3	5	0	3	0	0	0	16	
42	Saunders, Breanna	1-1	0-0	0-0	1	1	2	2	0	1	0	1	16	
46	Blackmon, Jasmine	1-1	0-0	0-0	0	3	3	2	0	0	1	0	8	
Team		11-62	5-25	11-18	15	16	31	24	38	8	16	1	200	

1st FG %:	31.8	16.7%	2nd:	21.7	11.8%	3rd:	4.8	28.6%	4th:	2.1	15.4%	Game:	11-62	5-25	11-18	15	16	31	24	38	8	16	1	200
3PT %:	0.0	0.0%	FT %:	2.2	14.3%	Rebounds:	11	12	23	11	18	29	11	11	11	11	11	11	11	11	11	11	11	2

#### West Virginia 88 • 1-0

#	Player	3-PT			Rebounds			PF	TP	A	TO	Bk	Stl	Min
		FG	FGA	FT	FTA	Off	Def							
11	Muldrow, Teana	7-12	2-2	1-1	2	5	7	3	17	3	1	1	2	23
15	Montgomery, Lanay	7-7	0-0	3-4	7	11	18	1	17	1	4	1	0	21
05	Martin, Tynice	0-13	3-7	0-0	0	3	3	0	17	2	1	0	1	26
12	Ray, Chania	0-6	0-3	4-6	1	3	4	2	6	11	4	0	2	33
22	Pardee, Katrina	4-35	2-4	0-0	0	0	4	8	1	0	0	0	0	16
02	Brewer, Alexis	1-4	0-1	0-0	0	5	5	1	2	1	1	0	1	19
13	King, Kristina	2-6	0-1	4-8	2	1	3	4	8	0	2	0	2	19
14	Thomas, Bailey	1-4	1-3	0-0	1	0	1	2	3	0	0	0	1	9
20	Rhodes, Desiree	0-3	0-1	2-4	3	9	12	0	2	0	3	0	1	18
24	Martin, Anja	3-3	1-1	1-2	2	2	4	3	8	1	1	0	1	16
Team		32-63	9-23	15-25	19	41	60	20	88	20	17	2	11	200

1st FG %:	71.5	46.7%	2nd:	9.1	50.0%	3rd:	11.8	61.1%	4th:	5.1	24.1%	Game:	32-63	9-23	15-25	19	41	60	20	88	20	17	2	11	200
3PT %:	2.7	28.6%	FT %:	71.0	60.0%	Rebounds:	11	12	23	11	18	29	11	11	11	11	11	11	11	11	11	11	11	2	

Officials: Dee Kantner, Jules Gallien, Brian Hall  
Technical fouls: Charleston Southern=None, West Virginia=None.  
Attendance: 1144

Score by periods	1st	2nd	3rd	4th	Total
Charleston Southern	9	4	14	11	38
West Virginia	16	25	33	14	88

Last FG - CSU 4th-01:09, WVU 4th-00:34.  
Largest lead - CSU None, WVU by 50 4th-06:49.  
CSU led for 00:00, WVU led for 39:37, game was tied for 00:23.

### Game #2

#### #21/25 West Virginia 95, Howard 49

Nov. 15, 2016 • WVU Coliseum  
Morgantown, W.Va.

#### Howard 49 • 0-2

#	Player	3-PT			Rebounds			PF	TP	A	TO	Bk	Stl	Min
		FG	FGA	FT	FTA	Off	Def							
01	BLAINE, Erin	1-2	0-0	2-4	0	5	5	3	4	0	3	0	1	35
11	BRYANT, Brianna	1-2	0-0	0-2	1	2	3	4	2	0	1	0	1	19
05	JOHNSON, Sydney	2-4	1-2	0-0	2	0	2	0	2	0	1	0	0	26
02	HESLIP, Te'Shya	8-23	0-1	9-12	3	2	5	4	25	4	4	0	2	34
05	EDMOND, Sarah	0-3	0-3	0-0	0	0	0	4	0	4	0	1	1	17
03	MCCANTS, Asia	0-1	0-1	0-0	0	1	1	0	0	1	0	0	0	4
04	WILLIAMS, Aiyonna	1-3	0-1	0-0	0	0	0	0	2	2	0	0	0	6
10	DOPSON, Tajahna	0-2	0-0	0-0	1	0	1	0	0	0	1	0	0	7
12	HILL, Jasmine	2-8	2-6	0-0	0	1	1	0	6	0	3	0	2	22
13	SHUMATE, Da'Shae	1-1	0-0	1-2	0	1	1	0	3	0	0	0	0	5
21	FITZGERALD-GREER, S.	0-1	0-1	2-4	1	4	5	2	0	3	0	1	1	17
45	GRIFFIN, Danielle	0-0	0-0	0-0	0	1	1	2	0	0	0	1	0	8
Team		4	3	1	1	1	1	1	1	1	1	1	1	200

1st FG %:	41.3	36.8%	2nd:	5.1	9.1%	3rd:	7.4	50.0%	4th:	4.1	33.3%	Game:	16-50	32.0%	16-50	32.0%	16-50	32.0%	16-50	32.0%	16-50	32.0%	16-50	32.0%	16-50	32.0%
3PT %:	0.0	0.0%	FT %:	3.4	75.0%	Rebounds:	9	6	11	6	11	17	6	11	17	6	11	17	6	11	17	6	11	17	6	

#### West Virginia 95 • 2-0

#	Player	3-PT			Rebounds			PF	TP	A	TO	Bk	Stl	Min
		FG	FGA	FT	FTA	Off	Def							
11	Muldrow, Teana	4-10	1-1	2-2	3	5	8	2	11	4	3	0	3	26
15	Montgomery, Lanay	2-10	0-0	3-4	7	6	13	3	7	1	3	2	0	20
05	Martin, Tynice	7-14	3-9	10-10	1	3	4	3	27	2	1	3	3	29
12	Ray, Chania	0-6	0-3	3-7	0	0	4	1	17	5	3	0	5	36
22	Pardee, Katrina	1-2	0-0	2-4	0	1	1	3	4	0	1	0	1	20
02	Brewer, Alexis	5-9	3-5	0-0	0	2	2	13	2	1	0	1	1	18
13	King, Kristina	4-5	0-0	4-7	4	2	6	1	12	0	1	1	2	21
14	Thomas, Bailey	0-0	0-0	2-2	0	0	0	0	0	0	0	0	0	5
20	Rhodes, Desiree	0-1	0-0	0-0	2	2	4	2	0	1	3	1	0	14
24	Martin, Anja	1-2	0-1	0-0	1	0	1	2	2	0	0	0	0	11
Team		31-67	13-23	23-29	20	28	48	19	95	15	19	6	15	200

1st FG %:	71.9	36.8%	2nd:	5.8	27.8%	3rd:	11.7	64.7%	4th:	8.1	61.5%	Game:	31-67	46.3%	31-67	46.3%	31-67	46.3%	31-67	46.3%	31-67	46.3%	31-67	46.3%	31-67	46.3%
3PT %:	2.5	46.0%	FT %:	0.7	60.0%	Rebounds:	11	9	18	11	11	19	11	11	19	11	11	19	11	11	19	11	11	19	11	

Officials: Roy Gubeyan, Doug Knight, Billy Smith  
Technical fouls: Howard=TEAM, West Virginia=None.  
Attendance: 1052

Score by periods	1st	2nd	3rd	4th	Total
Howard	11	9	18	11	49
West Virginia	20	19	32	24	95

Last FG - HOW 4th-02:47, WVU 4th-01:56.  
Largest lead - HOW by 11 1st-09:32, WVU by 46 4th-00:49.  
HOW led for 00:13, WVU led for 39:30, game was tied for 00:17.

### Game #3

#### #21/25 West Virginia 69, Coppin State 39

Nov. 19, 2016 • WVU Coliseum  
Morgantown, W.Va.

#### Coppin State 39 • 0-4

#	Player	3-PT			Rebounds			PF	TP	A	TO	Bk	Stl	Min
		FG	FGA	FT	FTA	Off	Def							
14	GOODE, Tiara	1-10	0-3	2-4	4	3	7	4	4	0	1	0	0	35
20	NEAL, Vanessa	1-4	0-0	0-0	0	1	1	2	4	1	2	0	0	21
02	LUCAS, Genesis	2-16	1-6	0-2	0	5	5	4	5	6	0	2	29	
21	SAMUELS, Keena	7-15	0-2	4-4	0	7	7	2	18	2	3	0	6	35
34	ADEENI, Oluwaseun	0-3	0-0	0-0	3	0	3	0	1	1	1	1	22	
01	CROYES, Mia	0-1	0-0	0-0	0	0	0	0	0	0	0	0	0	5
12	OLUWADI, Oluwadamilola	0-1	0-0	0-0	1	0	1	0	0	0	0	0	0	4
23	GRAHAM, Chance	1-6	0-0	2-4	3	2	5	4	0	1	0	0	1	20
24	TAYLOR, Alexis	2-6	0-0	2-2	1	2	3	1	6	0	1	0	0	26
25	PICKETT, Jordan Mear	0-0	0-0	0-0	0	0	0	0	0	0	0	0	0	3
Team		14-62	1-11	10-16	12	20	44	20	39	7	23	2	10	200

1st FG %:	18.2	18.2%	2nd:	3.0	13.3%	3rd:	7.0	30.0%	4th:	3.0	18.8%	Game:	14-62	22.6%	14-62	22.6%	14-62	22.6%	14-62	22.6%	14-62	22.6%	14-62	22.6%	14-62	22.6%
3PT %:	0.0	0.0%	FT %:	0.3	100.0%	Rebounds:	5	5	10	5	10	15	5	10	15	5	10	15	5	10	15	5	10	15	5	

#### West Virginia 69 • 3-0

#	Player	3-PT			Rebounds			PF	TP	A	TO	Bk	Stl	Min
		FG	FGA	FT	FTA	Off	Def							
11	Muldrow, Teana	5-8	0-1	1-1	2	5	7	5	11	0	3	2	3	20
15	Montgomery, Lanay	3-5	0-0	1-2	5	2	7	1	7	0	2	7	0	21
05	Martin, Tynice	6-17	1-7	6-6	1	2	3	2	19	2	0	3	3	33
12	Ray, Chania	0-15	1-4	4-6	1	6	7	1	7	8	3	1	3	36
22	Pardee, Katrina	6-12	3-7	2-2	0	6	6	2	17	2	1	1	0	29
02	Brewer, Alexis	0-3	0-2	0-0	0	1	1	0	0	1	0	0	0	7
13	King, Kristina	2-7	0-0	1-2	1	5	6	3	5	0	0	2	0	20
14	Thomas, Bailey	0-2	0-2	0-0	0	0	0	0	0	0	0	0	0	9
20	Rhodes, Desiree	1-1	0-0	0-0	1	2	3	2	1	1	3	0	1	15
24	Martin, Anja	0-0	0-0	1-2	0	1	1	0	0	0	0	0	0	10
Team		24-60	5-23	16-21	15	30	45	20	69	13	17	14	13	200

1st FG %:	41.6	25.0%	2nd:	7.1	41.3%	3rd:	8.1	61.5%	4th:	5.4	35.3%	Game:	24-60	40.0%
-----------	------	-------	------	-----	-------	------	-----	-------	------	-----	-------	-------	-------	-------



### Game #4

#19/23 West Virginia 80, N.C. A&T 64  
Nov. 22, 2016 • Savannah Civic Center  
Savannah, Ga.

#### West Virginia 80 • 4-0

#	Player	Total			3-Ptr			Rebounds			PF	TP	A	T	Blk	Stl	Min
		FG	FGA	FT	FTA	Off	Def	Total									
11	Muldrow, Teana	4-6	1-1	6-7	5	4	9	4	15	1	2	2	0	27			
15	Montgomery, Lanay	1-1	0-0	2-2	1	6	7	4	0	3	3	0	11				
05	Martin, Tynice	9-15	1-2	9-9	0	2	2	28	3	0	0	2	35				
12	Ray, Chania	3-10	0-2	3-3	0	4	4	1	9	6	7	0	21				
22	Pardee, Katrina	3-7	2-5	0-0	0	2	2	1	8	0	2	0	21				
02	Brewer, Alexis	0-3	0-1	2-2	0	3	3	2	4	2	0	1	24				
13	King, Kristina	2-7	0-0	4-4	2	6	3	8	0	0	0	0	18				
20	Rhodes, Desiree	3-6	0-0	0-2	2	4	6	4	6	1	1	0	23				
24	Martin, Anja	9-1	0-0	0-0	0	0	3	0	0	0	0	1	6				
Team				0-2	2	2											
Totals		25-56	4-11	26-29	12	29	41	25	80	14	17	7	5	200			

1st FG %: 9-18 50.0% 2nd: 8-15 53.3% 3rd: 3-12 25.0% 4th: 5-12 41.7% Game: 25-56 44.6% Deadball Rebounds: 3  
3PT %: 2-4 50.0% FT %: 7-8 87.5% 1st 20.0% 2nd 25.0% 3rd 15.0% 4th 35.0% 5-26 19.2%

#### North Carolina A&T 64 • 1-3

#	Player	Total			3-Ptr			Rebounds			PF	TP	A	T	Blk	Stl	Min
		FG	FGA	FT	FTA	Off	Def	Total									
10	TYLER, Charmise	2-6	0-0	0-0	1	5	6	4	1	4	0	0	0	20			
30	STORY, Queenswayla	1-5	0-0	1-2	2	0	2	4	3	0	0	0	0	19			
01	KILPATRICK, Alivah	5-16	0-0	7-9	2	4	3	17	3	2	2	5	35				
20	BROWN, Dana	6-12	5-10	5-6	1	1	2	22	0	1	0	0	30				
12	GREEN, Kala	0-6	0-0	3-4	0	1	1	2	3	2	1	0	0	29			
02	BOSTICK, Shantell	0-1	0-0	2-2	0	1	1	0	2	0	0	0	0	8			
03	MCCRAY, Cinia	2-4	0-1	0-0	2	0	2	0	4	0	1	0	0	5			
15	LESSSEARS, Alexus	0-0	0-0	0-2	0	2	0	4	0	3	0	0	0	5			
22	HILL, Le'on	0-0	0-0	1-2	1	2	2	1	0	1	0	1	11				
23	FITZGERALD, Michelle	2-5	1-2	1-2	3	4	7	3	6	0	1	0	0	22			
25	ALSTON, Christyanah	1-4	0-0	0-0	1	1	1	0	2	0	0	0	0	8			
Team				0-0	2	5	7	1	1								
Totals		19-59	6-13	20-29	17	20	37	24	64	6	17	2	6	200			

1st FG %: 3-9 33.3% 2nd: 5-14 35.7% 3rd: 8-13 61.5% 4th: 3-13 23.1% Game: 19-59 32.2% Deadball Rebounds: 3  
3PT %: 0-4 0.0% FT %: 8-11 72.7% 1st 20.0% 2nd 25.0% 3rd 33.3% 4th 16.7% 6-20 30.0%

Technical fouls: West Virginia-None. North Carolina A&T-None.  
Attendance: 319

Score by periods	1st 2nd 3rd 4th				Total	Points	In	Off	2nd	Fast	Bench
	1st	2nd	3rd	4th							
West Virginia	28	24	13	15	80	16	20	12	2	15	6
North Carolina A&T	8	20	24	12	64	14	20	12	2	15	6

Last FG - WVU 4th-03:53, NCAT 4th-00:00.  
Largest lead - WVU by 29 (2nd-00:37, NCAT None).  
WVU led for 39:32, NCAT led for 00:00. Game was tied for 00:28.

### Game #5

#19/23 West Virginia 79, East Carolina 47  
Nov. 23, 2016 • Savannah Civic Center  
Savannah, Ga.

#### West Virginia 79 • 5-0

#	Player	Total			3-Ptr			Rebounds			PF	TP	A	T	Blk	Stl	Min
		FG	FGA	FT	FTA	Off	Def	Total									
11	Muldrow, Teana	8-14	1-3	4-6	3	7	10	3	21	0	3	1	3	32			
15	Montgomery, Lanay	1-3	0-0	2-2	1	2	3	4	4	1	2	0	0	9			
05	Martin, Tynice	7-13	0-1	2-2	0	6	6	4	16	2	0	2	34				
12	Ray, Chania	3-9	1-5	2-2	1	4	5	3	9	4	4	0	24				
22	Pardee, Katrina	3-9	3-7	1-2	1	1	2	1	10	1	1	0	27				
02	Brewer, Alexis	1-2	0-0	1-3	0	0	2	3	1	2	0	1	17				
13	King, Kristina	6-8	0-0	4-5	5	3	2	16	0	0	2	24					
20	Rhodes, Desiree	0-2	0-0	0-0	1	1	2	0	0	1	0	0	15				
24	Martin, Anja	0-0	0-0	0-0	0	0	0	0	0	0	0	0	6				
Team				0-0	0	0	0	0									
Totals		29-60	5-16	16-22	14	27	41	20	79	9	15	1	11	200			

1st FG %: 10-18 55.6% 2nd: 8-13 61.5% 3rd: 6-16 37.5% 4th: 5-13 38.5% Game: 29-60 48.3% Deadball Rebounds: 2  
3PT %: 2-4 50.0% FT %: 1-2 50.0% 1st 20.0% 2nd 10.0% 3rd 18.3% 4th 5.0% 16-22 72.7%

#### East Carolina 47 • 4-2

#	Player	Total			3-Ptr			Rebounds			PF	TP	A	T	Blk	Stl	Min
		FG	FGA	FT	FTA	Off	Def	Total									
24	GAFFNEY, Kristen	5-11	1-2	0-2	1	4	5	0	11	2	0	0	0	30			
10	TOURE, Khadija	3-7	0-1	0-0	2	1	3	2	6	0	3	0	1	19			
20	MCDONALD, Bre	8-17	2-2	1-2	3	4	4	19	1	1	0	0	32				
25	BANISTER, Antoinette	1-7	1-5	1-2	0	0	2	4	0	2	0	0	0	24			
00	HOLSTON, Gabrielle	1-5	0-2	1-2	2	4	6	3	2	2	0	0	27				
00	GE, Justice	0-0	0-0	1-2	0	1	1	0	1	0	1	0	5				
01	FRATZER, Alex	1-2	0-1	1-3	0	1	1	3	0	3	0	0	20				
11	JOHNSON, Raven	0-0	0-0	0-0	0	1	2	0	0	1	0	0	7				
13	CSUTORAS, Fanni	0-2	0-0	0-0	0	0	2	0	3	0	0	0	11				
15	OLIVEIRA, Thais	0-1	0-0	0-0	0	0	1	0	0	0	0	0	5				
23	CLAYTOR, Dominique	0-1	0-0	0-0	0	0	0	2	0	1	0	0	20				
Team				2-2	4	4	1	1									
Totals		19-53	4-13	5-13	10	22	32	18	47	3	21	0	4	200			

1st FG %: 7-14 50.0% 2nd: 4-7 23.1% 3rd: 7-11 63.6% 4th: 1-1 9.1% Game: 19-53 35.8% Deadball Rebounds: 5  
3PT %: 0-2 0.0% FT %: 0-0 0.0% 1st 25.0% 2nd 10.0% 3rd 60.0% 4th 0.0% 5-13 38.5%

Technical fouls: West Virginia-None. East Carolina-None.  
Attendance: 249

Score by periods	1st 2nd 3rd 4th				Total	Points	In	Off	2nd	Fast	Bench
	1st	2nd	3rd	4th							
West Virginia	21	18	23	17	79	16	20	12	2	15	6
East Carolina	16	9	18	4	47	14	22	13	0	4	4

Last FG - WVU 4th-01:53, ECU 4th-00:40.  
Largest lead - WVU by 32 (4th-01:53, ECU None).  
WVU led for 38:11, ECU led for 00:00. Game was tied for 00:23.

### Game #6

#19/23 West Virginia 56, Auburn 52  
Nov. 24, 2016 • Savannah Civic Center  
Savannah, Ga.

#### Auburn 52 • 5-1

#	Player	Total			3-Ptr			Rebounds			PF	TP	A	T	Blk	Stl	Min
		FG	FGA	FT	FTA	Off	Def	Total									
11	Jazmine Jones	1-1	0-0	1-2	2	3	5	3	3	1	0	0	1	22			
25	Jessica Jones	1-2	0-0	2-4	1	3	4	1	4	1	2	4	0	38			
10	Brandi Montgomery	2-9	0-4	0	1	1	2	0	4	0	1	0	0	18			
13	Katie Frerking	6-18	5-9	1-2	2	8	10	3	18	1	1	0	3	33			
23	Janiiah McKay	5-21	0-5	5-6	0	2	2	15	2	3	0	2	31				
01	Tyra Johnson	0-0	0-0	0-0	0	0	0	0	2	0	1	0	0	5			
03	Erica Sanders	1-2	0-0	0-0	0	4	4	2	2	0	1	0	4	17			
05	Emari Jones	0-0	0-0	2-2	1	1	2	2	0	0	0	0	0	7			
14	Tiffany Lewis	0-3	0-2	4-4	1	3	4	0	0	0	0	0	1	22			
22	Ekiya Gray	0-0	0-0	0-0	0	1	1	0	0	0	0	0	0	2			
40	Khadly Dieng	0-2	0-0	0-0	0	0	0	0	0	0	0	0	0	5			
Team				1-4	5	5	1	1									
Totals		16-58	5-20	15-20	9	30	39	18	52	7	14	4	11	200			

1st FG %: 3-6 50.0% 2nd: 3-12 25.0% 3rd: 4-15 26.7% 4th: 4-15 26.7% Game: 16-58 27.6% Deadball Rebounds: 2  
3PT %: 2-8 25.0% FT %: 3-4 75.0% 1st 25.0% 2nd 10.0% 3rd 20.0% 4th 16.7% 15-20 75.0%

#### West Virginia 56 • 6-0

#	Player	Total			3-Ptr			Rebounds			PF	TP	A	T	Blk	Stl	Min
		FG	FGA	FT	FTA	Off	Def	Total									
11	Muldrow, Teana	3-14	0-2	2-4	1	13	14	2	8	3	2	1	0	34			
15	Montgomery, Lanay	0-8	0-0	1-2	2	3	5	4	13	1	1	3	0	22			
05	Martin, Tynice	5-14	3-6	3-4	0	2	2	16	1	2	1	2	39				
12	Ray, Chania	0-4	0-3	2-2	0	5	3	2	4	4	0	0	39				
22	Pardee, Katrina	2-5	1-2	0-0	0	1	2	3	0	5	0	1	14				
02	Brewer, Alexis	2-5	2-3	0-0	1	2	3	2	6	2	4	0	17				
13	King, Kristina	3-4	0-0	2-5	1	4	5	8	2	2	0	0	17				
20	Rhodes, Desiree	0-0	0-0	0-0	0	1	1	3	0	0	1	0	0	7			
24	Martin, Anja	0-0	0-0	0-0	0	0	0	0	0	0	0	0	0	1			
Team				2-4	6	6	1	1									
Totals		20-52	6-16	10-17	7	35	42	21	56	11	22	5	4	200			

1st FG %: 7-13 53.8% 2nd: 3-12 25.0% 3rd: 6-15 40.0% 4th: 4-12 33.3% Game: 20-52 38.5% Deadball Rebounds: 2  
3PT %: 2-8 25.0% FT %: 3-4 75.0% 1st 25.0% 2nd 10.0% 3rd 33.3% 4th 16.7% 10-17 58.8%

Technical fouls: West Virginia-None. Auburn-None.  
Attendance: 417

Score by periods	1st 2nd 3rd 4th				Total	Points	In	Off	2nd	Fast	Bench
	1st	2nd	3rd	4th							
West Virginia	13	15	15	9	52	16	22	8	2	14	6
Auburn	13	15	15	9	52	14	22	11	0	4	4

Last FG - AU 4th-01:19, WVU 4th-00:12.  
Largest lead - WVU by 29 (2nd-00:37, NCAT None).  
WVU led for 39:32, NCAT led for 00:00. Game was tied for 00:28.

### Martin Nets Career-Best 28 in Return Home

Atlanta native Tynice Martin excelled in her return home to Georgia, scoring a career-high 28 points in the No. 19/23-ranked West Virginia University women's basketball team's, 80-64, win over North Carolina A&T on day one of the Savannah Invitational.

West Virginia (4-0) came out on fire with a 22-2 run in the first quarter. The Aggies (1-3) outscored WVU, 24-13, in the third quarter to trim the Mountaineer lead to 13. However, a 9-1 West Virginia run in the fourth quarter helped the Mountaineers squash the North Carolina A&T comeback attempt.

Martin made 9-of-15 from the field and finished with a career-best 28 points, while dishing out three assists and collecting two steals. She connected on 9-of-9 from the charity stripe, pushing her consecutive free throw streak to 28 makes since March 18, 2016.

Teana Muldrow added 15 points and corralled a season-high nine rebounds. Chania Ray added nine points and dished out six assists in the victory. Katrina Pardee and Kristina King each added eight points. Center Lanay Montgomery, largely limited due to foul trouble, finished with seven rebounds, four points and three blocks.

West Virginia shot





## Game #7

### #19/23 West Virginia 82, High Point 59

#### Nov. 27, 2016 • WVU Coliseum

#### Morgantown, W.Va.

#### High Point 59 • 1-4

#	Player	Total			3-Ptr			Rebounds			PF	TP	A	To	Bk	Stl	Min
		FG	FGA	FT	FTA	Off	Def	Off	Def	Off							
11	MCLASHIAN, Taylor	1	0-3	0-0	0-0	3	2	5	4	0	2	4	0	1	0	22	
14	MORGAN, Shea	1	2-4	0-0	3-4	2	3	5	3	7	0	1	0	1	0	40	
01	HARRIS, Kat	g	2-4	2-4	2-2	2	0	2	3	8	0	3	0	0	0	15	
03	KEYS, Kaylah	g	0-2	0-0	0-0	0	0	0	1	0	0	3	0	2	6		
10	BOCKRATH, Emma	g	4-15	0-2	1-3	2	5	7	1	9	5	0	2	0	32		
22	BROWN, Camryn	g	6-18	3-8	4-4	1	5	6	2	19	5	4	0	3	34		
02	EDWARDS, Lindsey	g	7-12	0-0	2-2	1	2	3	1	16	0	2	0	1	37		
33	OBUSEK, Carol-Anne	g	0-1	0-0	0-0	0	1	1	0	0	0	0	1	1	7		
40	VANSLÖTEN, Olivia	g	0-0	0-0	0-0	0	2	2	1	0	0	2	0	0	11		
	Team		2	1	3	1	4	16	59	12	24	0	11	200			

1st FG %:	8.5	53.3%	2nd:	4.1	30.8%	3rd:	4.1	30.8%	4th:	5.0	25.0%	Game:	31.9	38.6%	Deadball	
3FG %:	3.1	66.7%	0-2	0.0%	1-3	33.3%	2-7	28.6%	5-14	35.7%						
FT %:	4.4	100.0%	1-2	50.0%	5-5	100.0%	4-4	100.0%								

#### West Virginia 82 • 7-0

#	Player	Total			3-Ptr			Rebounds			PF	TP	A	To	Bk	Stl	Min
		FG	FGA	FT	FTA	Off	Def	Off	Def	Off							
11	Muldrov, Teana	f	5-13	0-0	2-5	4	6	10	2	12	3	5	2	2	32		
15	Montgomery, Lanay	c	6-9	0-0	3-4	6	8	14	1	15	3	5	5	2	31		
05	Martin, Tynice	g	10-20	1-6	0-1	0	3	3	2	21	4	1	1	4	33		
12	Ray, Chania	g	2-5	2-3	0-0	0	2	2	3	6	8	3	0	0	34		
22	Pardee, Katrina	g	4-9	1-3	0-0	1	2	0	0	9	0	0	0	2	25		
02	Brewer, Alexis	g	4-7	1-3	4-5	0	3	3	2	13	2	1	0	0	27		
13	King, Kristina	g	2-3	0-0	0-2	1	1	2	1	4	0	1	0	0	10		
20	Rhodes, Desiree	g	0-0	0-0	1-2	0	1	1	1	1	0	0	0	0	5		
24	Martin, Anja	g	0-0	0-0	1-2	1	0	1	1	0	0	0	0	0	3		
	Team		3	1	4	1	1	1	1	1	1	1	1	1	1		
	Totals		33-66	5-17	11-21	16	26	42	12	82	20	17	8	16	200		

1st FG %:	12.17	70.6%	2nd:	7.17	41.2%	3rd:	9-17	52.9%	4th:	5-15	33.3%	Game:	33.66	50.0%	Deadball	
3FG %:	1-4	25.0%	0-3	0.0%	1-3	33.3%	5-17	29.4%	11-21	52.4%						
FT %:	0.0	0.0%	0-1	0.0%	0-1	0.0%	0-1	0.0%	0-1	0.0%						

Officials: Cameron Inouye, Brian Hill, Zac Brost  
 Technical fouls: High Point-None. West Virginia-None.  
 Attendance: 1,134

Score by periods	1st	2nd	3rd	4th	Total
High Point	22	9	12	16	59
West Virginia	28	17	18	19	82

Last FG - HPU 4th-01:16, WVU 4th-01:24.  
 Largest lead - HPU by 2:48-08:18, WVU by 2:48-02:14.  
 HPU led for 00:00, WVU led for 30:25, game was tied for 00:35.

In	Off	2nd	Fast	Bench
Points	Point	T/O	Chance	Break
HPU	42	27	18	2
WVU	42	27	18	2

Score tied - 0 times.  
 Lead changed - 0 times.

## Game #8

### #16/17 West Virginia 94, Morehead State 53

#### Nov. 30, 2016 • WVU Coliseum

#### Morgantown, W.Va.

#### Morehead State 53 • 3-0

#	Player	Total			3-Ptr			Rebounds			PF	TP	A	To	Bk	Stl	Min
		FG	FGA	FT	FTA	Off	Def	Off	Def	Off							
14	STEELE, Shay	f	7-10	0-0	1-1	3	3	6	3	15	1	3	0	0	0	28	
32	MOCKEY, Eriel	f	3-12	0-0	1-4	2	10	12	1	3	0	2	0	0	23		
11	CROCKETT, Miranda	g	6-11	0-0	6-7	2	2	4	18	1	2	1	2	31			
20	MUQUEEN, Brianna	g	3-14	0-2	1-2	0	5	5	1	7	0	6	0	0	20		
34	WELLS, Aaliyah	g	0-2	0-2	0-0	1	1	2	5	0	2	1	0	1	15		
01	JACKSON, Breuna	g	0-5	0-2	0-2	0	2	2	2	0	2	2	0	0	17		
03	CAMPBELL, Georgia	g	0-0	0-0	0-0	0	1	1	3	0	0	0	0	0	4		
15	BYRD, Katelyn	g	1-5	1-3	2-4	0	0	0	1	5	2	2	0	2	23		
20	TODD, Brooke	g	1-6	0-0	0-0	1	4	5	2	2	0	0	1	1	21		
22	TATE, KayK	g	0-2	0-1	1-2	0	0	0	0	0	0	0	0	0	6		
24	BESS, Kendall	g	0-0	0-0	0-0	0	0	0	0	0	0	0	0	0	1		
33	ST. LOUIS, Dominique	g	1-1	0-0	0-1	1	0	1	0	2	0	0	0	0	1		
	Team		4	1	5	4	1	5	0	2	0	0	0	0	1		
	Totals		20-68	1-14	12-23	14	29	43	22	53	7	18	2	10	200		

1st FG %:	7.17	41.2%	2nd:	5.20	25.0%	3rd:	4-12	33.3%	4th:	4-19	21.1%	Game:	20-68	29.4%	Deadball	
3FG %:	0.0	0.0%	0-2	0.0%	0-2	0.0%	2-4	50.0%	1-6	16.7%						
FT %:	0-2	0.0%	3-3	33.3%	6-7	85.7%	3-5	60.0%								

#### West Virginia 94 • 8-0

#	Player	Total			3-Ptr			Rebounds			PF	TP	A	To	Bk	Stl	Min
		FG	FGA	FT	FTA	Off	Def	Off	Def	Off							
11	Muldrov, Teana	f	6-12	0-0	6-10	5	8	13	4	18	4	1	3	3	23		
15	Montgomery, Lanay	c	10-11	0-0	3-4	7	11	18	1	23	0	3	6	0	25		
05	Martin, Tynice	g	7-23	2-8	1-1	1	5	6	1	17	1	2	1	0	33		
12	Ray, Chania	g	3-6	2-3	0-0	0	2	2	8	4	2	0	2	0	29		
22	Pardee, Katrina	g	2-8	2-4	3-4	0	5	3	9	3	2	0	1	25			
02	Brewer, Alexis	g	1-4	1-2	2-4	1	2	3	4	5	3	2	0	0	23		
13	King, Kristina	g	7-12	0-4	0-4	3	4	7	1	14	4	0	3	2	22		
14	Thomas, Bailey	g	0-0	0-0	0-0	0	0	0	0	0	0	0	0	0	3		
20	Rhodes, Desiree	g	0-0	0-0	0-0	0	0	0	0	1	0	0	0	0	6		
24	Martin, Anja	g	0-0	0-0	0-0	0	0	0	0	1	0	0	0	0	10		
45	Schmidt, Marlana	g	0-0	0-0	0-0	0	0	0	0	0	0	0	0	0	1		
	Team		2	3	5	2	3	5	0	0	0	0	0	0	1		
	Totals		36-76	7-17	15-27	19	40	59	19	94	20	13	15	8	200		

1st FG %:	10-21	47.6%	2nd:	15-31	50.0%	3rd:	6-17	35.3%	4th:	9-16	56.3%	Game:	36-76	47.4%	Deadball	
3FG %:	0-0	0.0%	0-2	0.0%	0-2	0.0%	2-4	50.0%	1-6	16.7%						
FT %:	4-5	80.0%	1-3	33.3%	3-8	37.5%	7-11	63.6%	7-17	41.2%						

Officials: Tina Nasper, Amy Bonner, Brian Garland  
 Technical fouls: Morehead State-None. West Virginia-None.  
 Attendance: 1,179

WVU (MSU) fouled out with 6:00 remaining in the game.

In	Off	2nd	Fast	Bench
Points	Point	T/O	Chance	Break
MORW	24	11	9	2
WVU	52	19	30	12

Score tied - 2 times.  
 Lead changed - 4 times.

## Montgomery Moves WVU Past Morehead State

A stellar performance from senior center Lanay Montgomery propelled the No. 16/17-ranked West Virginia University women's basketball team to a 94-53 victory over Morehead State on Wednesday at the WVU Coliseum.

West Virginia held an early eight-point advantage, but MSU's Katelyn Byrd made a triple with 3:09 remaining in the first quarter to give Morehead State a 15-14 lead. Montgomery's layup 35 seconds later sparked a 13-0 Mountaineer run. Later in the second quarter, WVU used a Montgomery layup and a Katrina Pardee three-pointer to jump start a 17-0 spurt. West Virginia (8-0) scored its second-most points of the season and rolled to a 29th consecutive win against nonconference competition at the WVU Coliseum. Morehead State's two-game win streak was snapped, as the Eagles fell to 5-3 on the season.

Montgomery's historic performance included a career-high 23 points, matching a season-high 18 rebounds and blocking six shots in 25 minutes. She made 10-of-11 field goal attempts for 90.9 percent shooting from the field. The Pittsburgh native was just the second WVU player in history to score at least 20-plus points, grab at least 18-plus rebounds and block five or more shots. Only WVU Hall of Famer Georgeann Wells had a better performance against Marshall in 1984, scoring 35 points, pulling down 19 rebounds and blocking eight shots. The double-double was the third for Montgomery this year and the 12th of her career.

Teana Muldrov also netted her third double-double this season with 18 points and 13 rebounds. The junior matched a career-high four assists, blocked three shots and collected three steals. Montgomery and Muldrov are the first WVU duo to tally double-doubles in back-to-back games since Liz Repella and Takisha Granberry accomplished the feat versus FIU and NJIT in November 2008.

Tynice Martin reached double-figure scoring for a 10th consecutive game with 17 points. Also in double-figures, Kristina King posted 14 and grabbed seven rebounds.

West Virginia shot 47.4 percent (36-of-76) from the field and 41.2 percent (7-of-17) from behind the arc. The Mountaineers held their ninth consecutive opponent to less than 40 percent shooting and their fourth opponent this season to less than 30 percent shooting, as Morehead State was limited to 29.4 percent (20-of-68) from the field.

In the rebound column, WVU grabbed 59 boards compared to MSU's 43. The Mountaineers blocked a season-best 15 shots, the most since deflecting 15 against Kansas State on Jan. 21, 2015. WVU also matched a season-high with 20 assists.

## Game #9

### #16/17 West Virginia 66, Ole Miss 61

#### Dec. 4, 2016 • WVU Coliseum

#### Morgantown, W.Va.

#### Ole Miss 61 • 6-2

#	Player	Total			3-Ptr			Rebounds			PF	TP	A	To	Bk	Stl	Min
		FG	FGA	FT	FTA	Off	Def	Off	Def	Off							
11	Joseph, Shequilla	f	2-8	1-3	1-2	6	5	11	2	6	1	0	0	0	0	32	
50	Manuel, Taylor	f	4-14	0-0	5-9	2	2	4	4								







Game #13

#12 West Virginia 83, TCU 61
Dec. 29, 2016 • Schollmaier Arena
Fort Worth, Texas

West Virginia 83 • 13-0, 1-0

Table with columns: #, Player, FG-FGA, 3-PT, FT-FTA, Rebounds, PF, TP, A TO Bk Stl Min. Rows include Muldrow, Teana, King, Kristina, Montgomery, Lanay, Martin, Tynice, Ray, Chania, Rhodes, Desiree, and Martin, Anja.

Summary statistics table for West Virginia vs TCU, including FG%, 3PT%, FT%, Rebounds, PF, TP, A TO Bk Stl, and Min. for both teams.

TCU #14 - 8-0, 0-1

Table with columns: #, Player, FG-FGA, 3-PT, FT-FTA, Rebounds, PF, TP, A TO Bk Stl Min. Rows include Okonkwo, Amy, Moore, Jordan, Butts, Jada, Alkx, AJ, Ray, Kiana, Thompson, Toree, Christian, Mikayla, Hellessey, Ella, Akomolafe, Adeola, and Wilcox, Carol.

Summary statistics table for TCU vs West Virginia, including FG%, 3PT%, FT%, Rebounds, PF, TP, A TO Bk Stl, and Min. for both teams.

Officials: Tina Napier, Metta Roberts, Maj Forsberg
Technical fouls: West Virginia-None, TCU-None.
Attendance: 1770

Score by periods table for West Virginia vs TCU, showing 1st, 2nd, 3rd, 4th, and Total scores.

Last FG - WVU 3rd-00:39, TCU 4th-01:13.
Largest lead - WVU by 36 3rd-01:16, TCU by 2 1st-08:56.
WVU led for 36:36, TCU led for 00:14. Game was tied for 02:20.

Game #14

K-State 86, #12 West Virginia 71
Jan. 1, 2017 • Bramlage Coliseum
Manhattan, Kan.

West Virginia 71 • 13-1, 1-1

Table with columns: #, Player, FG-FGA, 3-PT, FT-FTA, Rebounds, PF, TP, A TO Bk Stl Min. Rows include Muldrow, Teana, King, Kristina, Montgomery, Lanay, Martin, Tynice, Ray, Chania, Rhodes, Desiree, Pardee, Katrina, and Martin, Anja.

Summary statistics table for West Virginia vs K-State, including FG%, 3PT%, FT%, Rebounds, PF, TP, A TO Bk Stl, and Min. for both teams.

Kansas State 86 • 11-3, 1-1

Table with columns: #, Player, FG-FGA, 3-PT, FT-FTA, Rebounds, PF, TP, A TO Bk Stl Min. Rows include Williams, Peyton, Martin, Shaelyn, Lewis, Breanna, Middlebrook, Karyla, Weseman, Kindred, Sheble, Jessica, Pate, Kaylee, Brooks, Mercedes, Goth, Kayla, and Thompson, Kelly.

Summary statistics table for Kansas State vs West Virginia, including FG%, 3PT%, FT%, Rebounds, PF, TP, A TO Bk Stl, and Min. for both teams.

Officials: Bryan Entenmann, Brian Garland, Nick Marshall
Technical fouls: West Virginia-None, Kansas State-None.
Attendance: 4825

Score by periods table for Kansas State vs West Virginia, showing 1st, 2nd, 3rd, 4th, and Total scores.

Last FG - WVU 4th-00:21, K-STATE 4th-01:19.
Largest lead - WVU by 3 1st-09:30, K-STATE by 22 4th-08:59.
WVU led for 04:52, K-STATE led for 32:37. Game was tied for 02:31.

Game #15

#2 Baylor 91, #17/16 West Virginia 56
Jan. 4, 2017 • WVU Coliseum
Morgantown, W.Va.

Baylor 91 • 14-1, 3-0

Table with columns: #, Player, FG-FGA, 3-PT, FT-FTA, Rebounds, PF, TP, A TO Bk Stl Min. Rows include Davis, Nina, Brown, Kalani, Wallace, Kristy, Prince, Alexis, Jones, Alexis, Cohen, Dekeya, Cox, Lauren, Landrum, Calveion, Chou, Natalie, Mompremier, Beatrice, and Cave, Khadijah.

Summary statistics table for Baylor vs West Virginia, including FG%, 3PT%, FT%, Rebounds, PF, TP, A TO Bk Stl, and Min. for both teams.

West Virginia 56 • 13-2, 1-2

Table with columns: #, Player, FG-FGA, 3-PT, FT-FTA, Rebounds, PF, TP, A TO Bk Stl Min. Rows include Muldrow, Teana, Montgomery, Lanay, Martin, Tynice, Ray, Chania, King, Kristina, Thomas, Bailey, Rhodes, Desiree, and Martin, Anja.

Summary statistics table for West Virginia vs Baylor, including FG%, 3PT%, FT%, Rebounds, PF, TP, A TO Bk Stl, and Min. for both teams.

Officials: Jesse Dickerson, Gina Cross, Amy Bonner
Technical fouls: Baylor-None, West Virginia-TEAM.
Attendance: 2466

Score by periods table for West Virginia vs Baylor, showing 1st, 2nd, 3rd, 4th, and Total scores.

Last FG - BU 4th-00:52, WVU 4th-00:20.
Largest lead - BU by 37 4th-00:52, WVU by 1 1st-09:06.
BU led for 39:09, WVU led for 00:46. Game was tied for 00:05.

No. 12 WVU Downs TCU in Big 12 Opener

Strong defensive play and a 32-point third quarter performance propelled the No. 12-ranked West Virginia University women's basketball team to an 83-61 win over TCU on Thursday evening in the Big 12 Conference opener at the Ed and Rae Schollmaier Arena.

WVU (13-0, 1-0) used a series of runs, including a 10-3 spurt in the first quarter to maintain the lead. In the third quarter, West Virginia outscored TCU, 32-20, to stretch its lead to as much as 36. The Horned Frogs (8-4, 0-1) committed 20 turnovers, resulting in 19 Mountaineer points. West Virginia's 17 steals were the most in a Big 12 game for the Mountaineers since joining the league in 2012-13.

Tynice Martin led West Virginia with 21 points, while matching a team high with six steals. Teana Muldrow followed with 19 points and nine rebounds. Guard Chania Ray matched a career-high with 17 points, dished out nine assists, grabbed six boards and collected career-best six steals. Kristina King reached double-digit scoring for a sixth consecutive game with 14 points. Lanay Montgomery led WVU with 11 rebounds, while corralling eight rebounds.

West Virginia's 13-0 start is the second-best in program history. WVU's 13-game win streak is tied for fifth all-time.

Offensively, West Virginia made 26-of-60 from the field for 43.3 percent shooting. WVU connected on 26-of-32 from the field for an 81.3 free throw percentage. The Mountaineers won the rebound battle, 42-32.

For a 14th straight game, West Virginia held its opponent to less than 40 percent shooting. The Frogs made 37.7 percent (20-of-53) from the field and shot 47.1 percent (8-of-17) from three-point range. TCU entered the game leading the country in three-point field goal percentage. WVU's 10 blocks were the most since deflecting 15 against Morehead State on Nov. 30.

West Virginia sprinted out to a 9-4 lead in the first five minutes of the game. Montgomery scored on a putback with 11 seconds remaining and Muldrow hit a jumper to cap a 10-3 run and give the Mountaineers a 19-7.

TCU was limited to just one three-point make in the first quarter. The Frogs connected on three more, but WVU utilized an 8-0 run midway through the quarter to stretch its lead to as much as 23 points.

The Mountaineers outscored TCU 32-20 in the third quarter despite the Frogs shooting 5-of-9 from three-point range. West Virginia utilized another nine-point spurt and held a 73-39 lead at the end of the third quarter.

Toree Thompson made back-to-back buckets to spark a 12-2 run in the fourth quarter. Amy Okonkwo's three-pointer with 6:23 remaining trimmed the Mountaineer lead to 75-51. However, WVU added eight more points to seal its 13th straight win. Okonkwo led the Frogs with 17 points and eight rebounds.

Ray's 23 Paces WVU in Loss at K-State

The No. 12-ranked West Virginia University women's basketball team could not overcome Kansas State's strong offensive play, as the Mountaineers fell 86-71 to the Wildcats on Sunday at Bramlage Coliseum.

Kansas State (11-3, 1-1) dominated inside during the first half, scoring 34 of its 51 first half points inside the paint to hold a 51-39 advantage at halftime. The Mountaineers (13-1, 1-1) trimmed the contest to six points with eight minutes left in the third quarter, but K-State proceeded on an 11-2 run to push the lead back to 15 points. WVU trimmed the deficit to 14 late in the fourth quarter, but Kansas State held on to snap the Mountaineers' 13-game winning streak.

Chania Ray scored a career-high 23 points, which included a personal-best six three-point makes. The junior from Alexandria, Virginia, dished out seven assists, grabbed four rebounds and collected two steals. Teana Muldrow followed with 15 points, including 5-of-7 from beyond the arc. WVU's other double-figure scorers included Tynice Martin (14) and Kristina King (11). Lanay Montgomery paced WVU with nine rebounds.

WVU's 14 three-point makes were second all-time in a single-game. The Mountaineers shot 42.4 percent (25-of-59) from the field and 48.3 percent (14-of-29) from behind the arc. Kansas State finished shooting 54.7 percent (35-of-64) from the field - snapping WVU's 14-game streak of holding opponents to less than 40 percent shooting. The Wildcats outscored WVU, 54-22, in the paint and won the rebound battle 35-28. Breanna Lewis paced K-State with 23 points.

The Mountaineers held a 9-6 lead midway through the first quarter. K-State outscored WVU 10-6 in final 3:39, which included back-to-back layups from Lewis to end the quarter.

Kansas State opened the second quarter on an 8-3 run and extended its lead to 10 points with 7:25 remaining. Karyla Middlebrook's layup with 38 seconds on the clock pushed the lead to 14. Muldrow answered with a triple to trim the advantage to 11, but Willock made a free throw to push the edge to 51-39 at halftime.

The paint advantage was dominated by Kansas State as WVU was outscored 34-8, as K-State shot 61.1 percent (22-of-36) from the field. Ray led WVU with 15 points.

West Virginia opened the third period on an 8-2 run, which included back-to-back threes from Ray and Martin. However, K-State made back-to-back threes that sparked an 11-2 run to stretch its lead to 15 with 4:57 left in the quarter. With 27 seconds left in the third, K-State stretched its lead to 21 points.

In the fourth quarter, West Virginia trimmed the game to 17 points and Kansas State scoreless for four-plus minutes. Muldrow's three-pointer cut the game to 14 points with three minutes remaining, but K-State held on to collect its second win against WVU.

Muldrow Nets 16 in Baylor Setback

Junior forward Teana Muldrow led the No. 17/16-ranked West Virginia University women's basketball team with 16 points, as the Mountaineers fell, 91-56, to No. 2 Baylor on Wednesday at the WVU Coliseum.

The game remained near-even with an 8-7 BU lead for the first four minutes, but a 10-0 Baylor run later in the quarter stretched the Lady Bear advantage. West Virginia (13-2, 1-2) trimmed the contest to 21 points in the third quarter, but Baylor (14-1, 3-0) maintained the lead to collect its 12th consecutive win.

Muldrow made 6-of-11 from the field and paced WVU with 16 points and led the team with seven rebounds. Lanay Montgomery eclipsed double-digits with 11 points, while grabbing four rebounds and blocking four shots. Tynice Martin tallied 11 points for her 17th consecutive double-figures scoring contest. Junior Chania Ray finished with nine points, a game-high eight assists and six rebounds.

Offensively, West Virginia was limited to 31.1 percent shooting (19-of-61) from the field and 38.5 percent (5-of-13) from behind the arc. Baylor shot at a 44.2 percent clip (34-of-77) from the field and 41.7 percent (5-of-12) from three-point range. BU won the rebound battle, 60-30, and outscored WVU, 46-26, inside the paint.

Ray's jumper with 5:49 left in the first quarter trimmed the Baylor lead to 8-7. However, the Lady Bears answered with 10 consecutive points to take an 18-7 lead. WVU finished the period with a 7-2 run of its own, trailing 20-14 at the end of one quarter.

In the second quarter, Baylor jumped out to a 10-1 run before Muldrow's layup ended the drought at the 4:11 mark. The Lady Bears held a 42-27 halftime lead.

BU opened the second half on a 13-3 run. WVU's Muldrow scored nine consecutive points, including two free throws to trim the deficit to 21 points. However, Baylor capped the quarter with an eight-point spurt to hold a 72-43 advantage. WVU held BU to its lowest point total of the game, 19, in the fourth quarter. Kalani Brown led the Lady Bears with 16 points and 11 rebounds.







### Game #19 #24/23 West Virginia 62, Kansas 51 Jan. 18, 2017 • Allen Fieldhouse Lawrence, Kan.

#	Player	Pos	3-Ptr			Rebounds		PF	TP	A	TO	Blk	Stl	Min	
			FG	FGA	FT	FTA	Off								Def
11	Muldrov, Teana	f	5-12	0-0	2-2	6	9	15	2	12	6	4	1	0	34
15	Montgomery, Lanay	c	6-8	0-0	3-4	2	11	13	4	15	0	5	6	0	26
05	Martin, Tynice	g	5-20	2-4	9-12	1	4	5	4	21	0	2	0	3	36
12	Ray, Chania	g	2-4	1-3	2-2	0	2	2	3	7	3	0	2	0	34
22	Pardee, Katrina	g	0-5	0-3	0-0	0	0	0	1	0	0	3	0	3	19
02	Brewer, Alexis	g	2-5	1-2	0-0	0	3	3	3	5	1	2	0	0	24
13	King, Kristina	g	1-3	0-0	0-0	5	3	8	2	2	0	1	2	1	13
24	Martin, Anja	g	0-0	0-0	0-0	0	2	1	0	0	0	0	0	0	4
	Team					3	1	4	0	1	0	0	0	0	0
Totals			21-57	4-12	16-20	17	35	20	62	10	25	9	9	200	

1st FG %: 31.4		2nd FG %: 28.6		3rd FG %: 31.3		4th FG %: 33.3		Game: 31.7		36.6%		Deadball	
3PT %: 2.4	0.0%	1.3	23.7%	2.4	25.0%	0.1	5.0%	4.2	33.3%				
FT %: 0.0	0.0%	2-2	100.0%	1-1	50.0%	13-16	81.3%	16-20	80.0%				

Officials: Beverly Roberts, Lisa Mattingly, Billy Smith  
 Technical fouls: West Virginia-None. Kansas-None.  
 Attendance: 1833

Score by periods	1st 2nd 3rd 4th				Total
	West Virginia	20	11	8	
Kansas	10	14	13	14	51

1st FG - WVU 4th-01:42, KU 4th-00:26.  
 Largest lead - WVU by 12 2nd-09:36, KU by 3 3rd-03:44.  
 WVU led for 34:03, KU led for 01:16. Game was tied for 01:53.

### Game #20 #2/2 Baylor 79, #24/23 West Virginia 73 Jan. 21, 2017 • Ferrell Center Waco, Texas

#	Player	Pos	3-Ptr			Rebounds		PF	TP	A	TO	Blk	Stl	Min	
			FG	FGA	FT	FTA	Off								Def
11	Muldrov, Teana	f	8-15	1-4	3-5	5	3	8	4	20	0	1	2	0	26
15	Montgomery, Lanay	c	1-3	0-0	0-0	2	3	5	4	2	1	2	0	0	21
05	Martin, Tynice	g	7-21	1-6	3-3	2	1	3	18	4	3	0	2	39	
12	Ray, Chania	g	5-14	1-3	0-0	0	3	3	4	11	5	4	0	3	38
22	Pardee, Katrina	g	6-10	1-4	0-0	0	4	2	13	2	0	0	0	31	
02	Brewer, Alexis	g	1-3	0-0	1-1	0	1	2	3	1	0	0	0	13	
13	King, Kristina	g	2-6	0-1	2-4	2	5	7	4	6	1	2	1	0	25
20	Rhodes, Desirée	g	0-0	0-0	0-0	1	1	2	1	0	0	0	0	7	
	Team					16	22	38	24	73	14	12	5	200	

1st FG %: 30.2		2nd FG %: 41.8		3rd FG %: 9.1		4th FG %: 36.2		Game: 30.7		42.7%		Deadball	
3PT %: 10.2	43.0%	4-6	25.0%	3rd: 8-14	57.1%	4th: 8-19	42.1%						
FT %: 74.0	75.0%	1-5	20.0%	2-4	50.0%	3-3	100.0%	4-8	50.0%				

Officials: R-Tina Napier, U1- Lisa Jones, U2- Bryan Entler  
 Technical fouls: West Virginia-None. Baylor-None.  
 Attendance: 6422  
 Fouled out: Baylor #21 Brian L-26

Score by periods	1st 2nd 3rd 4th				Total
	West Virginia	24	10	18	
Baylor	25	15	23	16	79

1st FG - WVU 4th-00:17, BU 4th-02:22.  
 Largest lead - WVU by 6 1st-06:49, BU by 12 3rd-01:28.  
 WVU led for 03:21, BU led for 34:57. Game was tied for 01:42.

### Game #21 #22 West Virginia 89, Texas Tech 79 Jan. 25, 2017 • WVU Coliseum Morgantown, W.Va.

#	Player	Pos	3-Ptr			Rebounds		PF	TP	A	TO	Blk	Stl	Min	
			FG	FGA	FT	FTA	Off								Def
20	Brewer, Brittany	f	0-1	0-0	2-2	2	6	8	3	2	1	2	1	23	
12	Terry, Jada	c	5-9	0-0	1-2	1	8	9	2	11	0	2	1	24	
02	Cook/Taylor, Ivonne	g	8-12	3-3	0-0	2	3	5	4	19	1	2	0	31	
04	Caldwell, Reece	g	6-18	4-10	0-2	0	2	2	3	16	5	3	0	1	36
05	Brooks, Larryn	g	4-12	2-6	3-4	0	1	1	3	13	4	2	0	34	
00	Blair, Brielle	g	1-1	0-0	0-0	0	0	0	0	1	2	0	0	4	
10	Bright, Grayson	g	0-0	0-0	0-0	1	0	1	0	0	0	0	0	0	
23	Gurantes, Arella	g	3-6	2-2	0-0	0	1	4	8	2	2	0	2	25	
30	Sanders, Zuri	g	0-0	0-0	0-0	1	2	0	0	0	0	0	0	5	
32	Olabode, Dayo	g	3-4	2-3	0-2	0	0	0	1	8	0	0	0	15	
	Team					0	0	0	0	0	0	0	0	0	
Totals			30-63	13-24	6-12	7	22	39	21	79	13	16	2	200	

1st FG %: 3.4		2nd FG %: 21.4%		3rd FG %: 61.4		4th FG %: 42.9%		Game: 30.6		47.6%		Deadball	
3PT %: 2.3	66.7%	3-4	75.0%	5-4	83.3%	3-4	75.0%	13-24	54.2%				
FT %: 0.0	0.0%	4-4	100.0%	1-2	50.0%			6-12	50.0%				

Officials: Dee Kahmer, Mark Zentz, Maj Forsberg  
 Technical fouls: Texas Tech-None. West Virginia-None.  
 Attendance: 2051

Score by periods	1st 2nd 3rd 4th				Total
	West Virginia	8	15	31	
Texas Tech	24	19	19	27	89

1st FG - TTU 4th-00:48, WVU 4th-03:33.  
 Largest lead - TTU None, WVU by 22 2nd-02:21.  
 TTU led for 03:21, WVU led for 39:13. Game was tied for 00:43.

### No. 24/23 WVU Outlasts Kansas

Lanay Montgomery and Teana Muldrov each recorded a double-double in the No. 24/23-ranked West Virginia University women's basketball team's 62-51 victory over Kansas on Wednesday evening at Allen Fieldhouse. West Virginia (15-4, 3-4) led by 12 points in the second quarter. However, Kansas (6-12, 0-7) fought back with a 13-3 run to open the third quarter and take a 35-34 lead with 4:06 left in the period. A Tynice Martin trey with 48 seconds remaining in the third, gave WVU the 39-37 go-ahead lead. The Jayhawks trimmed the game to three early in the fourth, but the Mountaineers made 12 free throws in the final 45 seconds to secure the win; giving Kansas its 25th consecutive Big 12 loss.

Montgomery etched her eighth double-double this season with 15 points and 13 rebounds, while blocking six shots. Muldrov inked her fourth double-double this season with 12 points and a career-high 15 rebounds, while dishing out a team-leading six assists. Martin netted a team-high 21 points, including 9-of-12 from the charity stripe. West Virginia shot 36.8 percent (21-of-57) from the field and held Kansas to 27.6 percent shooting (16-of-58). The Jayhawks were the 14th WVU opponent to shoot less than 40 percent from the field this season. The Mountaineers won the rebound battle, 52-32, and outscored the Jayhawks, 28-20, inside the paint. WVU outscored KU, 18-6, in second-chance point opportunities. Kansas forced 25 Mountaineer turnovers, but only converted 13 into points. Montgomery and Martin combined for West Virginia's first 10 points to open the game in the first five minutes. WVU added 10 more points to finish the period and led 20-10 at the end of one. Kansas opened the second quarter on a 7-2 run. KU's Jessica Washington hit a three-pointer and made two free throws to trim the deficit to 28-24. Chania Ray drained a trey as time expired in the half, putting the Mountaineers up 31-24. WVU shot 44.8 percent (13-of-29) from the field and held KU to 30.0 percent shooting (9-of-30). In the third quarter, the Jayhawks started a 13-3 run and took a 35-34 lead with a McKenzie Calvert 3-pointer with four minutes remaining. However, Martin responded with a trey with 39 seconds left to give WVU a 39-37 edge at the end of three. Muldrov's back-to-back layups stretched the Mountaineer lead to 47-40 with 6:10 remaining in the contest. The Mountaineers connected on 12 free throws down the stretch to secure their third Big 12 win this season. Washington finished with a game-high 24 points for the Jayhawks.

### No. 24 WVU Battles, Falls at No. 2 Baylor

No. 24/23-ranked West Virginia battled No. 2/2 Baylor, but fell, 79-73, in a hard-fought contest on Saturday afternoon in front of 6,462 fans at the Ferrell Center. West Virginia (15-5, 3-5) held brief leads in the first and second quarters and for a total of 3:21 in the game. Baylor (19-1, 8-0) held a 40-34 advantage at the half, marking the closest halftime margin for the Lady Bears in Big 12 play. Katrina Pardee made a layup and hit a three-pointer to trim the game to four, 65-61, with 5:51 left in the game. However, BU made six free throws in the final minute to collect the win. BU came into Saturday's game with a +35.1 scoring margin in Big 12 games and had its closest game, a 23-point victory over TCU. WVU's 73 points were the most scored against the Lady Bears this season. Teana Muldrov led WVU with a game-high 20 points and grabbed eight rebounds. Tynice Martin tallied 18 points, while dishing out four assists. Pardee finished with 13 points, followed by 11 points and five assists from Chania Ray. Baylor finished shooting 45.2 percent (28-of-62) from the field compared to WVU's 41.7 percent (30-of-72). The Lady Bears won the rebound battle, 42-38, and edged WVU, 44-42, inside the paint. Baylor made 20-of-26 from the charity stripe for 76.9 percent compared to West Virginia's 9-of-13 for 69.2 percent. Pardee, Muldrov and Ray combined for West Virginia's six-point run to take a 12-6 lead with 6:42 left in the first. However, Baylor proceeded on a 13-1 to push its lead to seven. The Mountaineers fought back and Muldrov's trey capped the period, trimming the contest to 25-24. Martin's layup at the 8:10 mark gave West Virginia its first lead, 28-27. The two teams traded buckets throughout the game, but BU eventually stretched out to a 40-34 lead at halftime after outscoring the Mountaineers, 15-10, in the quarter. WVU shot 35.9 percent from the field (14-of-39) compared to Baylor's 43.8 percent (14-of-32) at the half. An Alexis Jones layup pushed Baylor's lead to 11 points at the 5:21 mark in the third. Alexis Brewer followed up with a layup plus connected on the and-one, while Martin added a jumper to trim the contest back to six. BU made six of its next eight to extend its lead to 59-47 with 1:25 left in the third. At the end of three, Baylor maintained a 63-52 advantage. Pardee's bucket with 6:39 left in the fourth trimmed the game to 65-58. She followed up the next possession with a three to narrow the game to four. However, Baylor responded with back-to-back jumpers to extend the lead to eight. Muldrov made a bucket and converted the and-one to trim the game to 73-68 with less than two minutes remaining. However, Baylor kept its distance down the stretch to improve to 8-0 in the Big 12.

### No. 22 West Virginia Downs Texas Tech

Lanay Montgomery and Teana Muldrov combined for 43 points, as the No. 22-ranked West Virginia University women's basketball team collected an 89-79 win over Texas Tech on Wednesday evening at the WVU Coliseum. The Mountaineers (16-5, 4-5) opened up to a 22-point lead late in the second quarter, before the Lady Raiders (11-8, 3-5) stormed back nailing five three-pointers and outscoring WVU, 31-19, in the third quarter. Texas Tech cut the game to within seven in the final quarter, but West Virginia outscored TTU, 27-24, in the period to collect their 16th victory of the season. Muldrov matched a season-high with 22 points, grabbed nine rebounds and dished out a career-high seven assists. Montgomery followed with 21 points, nine rebounds and three blocks. Chania Ray reached double-figure scoring with 12 points and six rebounds. Tynice Martin finished with 11 points and five rebounds. Katrina Pardee and Alexis Brewer added nine and eight points, respectively. Statistically, the Mountaineers shot 53.2 percent from the field (33-of-62) compared to Texas Tech's 47.6 percent (30-of-63). The Lady Raiders made 13 three-pointers for 54.2 percent shooting, while WVU made 7-of-14 for 50 percent from behind the arc. The Mountaineers connected on 16-of-19 free throws for 84.2 percent. WVU dished out 20 assists, collected eight steals and blocked five shots. West Virginia came out on fire with a 16-2 run to open the game in the first five minutes. Texas Tech made just 3-of-14 in the quarter, as the Mountaineers maintained a 24-8 lead at the end of the period. Texas Tech used three-pointers from Larryn Brooks and Reece Caldwell to trim the deficit to 14 points. WVU stretched its lead to 22 with a Montgomery layup at the 1:45 mark, but WVU held a 43-24 advantage at break. To open the third quarter, the Lady Raiders opened by making seven three-pointers in the first six minutes to trim the deficit to 50-43. TTU would outscore WVU, 31-19, in the third quarter and trim the deficit to five points after a pair of Brooks free throws at the 1:43 mark. Montgomery made a layup early in the fourth quarter and converted on the and-one to extend WVU's lead back to 10. TTU would trim the game to within seven on three occasions, but WVU responded each time to collect the victory. Ivonne Cook/Taylor led TTU with 19 points in the contest.





### Game #22

## #12 Texas 69, #22 West Virginia 54

Jan. 29, 2017 • Frank Erwin Center  
Austin, Texas

#### West Virginia 54 • 16-6, 4-6

#	Player	Pos	Total			3-Ptr			Rebounds			PF	TP	A	To	Bk	Stl	Min
			FG	FGA	FT	FTA	FG	FGA	FT	FTA	Off							
11	Muldrov, Teana	f	4-6	0-1	2-2	1	1	2	5	10	1	4	1	0	12			
15	Montgomery, Lanay	c	4-5	0-0	3-4	1	4	5	3	11	0	3	1	1	28			
05	Martin, Tynice	g	2-10	0-1	4-6	0	1	1	1	8	2	0	0	0	36			
12	Ray, Chania	g	2-6	0-1	3-4	0	3	3	7	3	5	0	4	25				
22	Pardee, Katrina	g	2-5	2-3	0-0	1	0	1	2	6	0	2	0	1	30			
02	Brewer, Alexis	g	2-2	1-1	3-4	0	3	3	4	8	1	2	0	0	24			
13	King, Kristina	g	0-0	0-0	3-4	7	2	0	2	4	0	1	0	27				
20	Rhodes, Desiree	g	2-5	0-0	0-1	2	1	3	4	0	1	1	0	12				
24	Martin, Anja	g	0-0	0-0	0-0	0	0	0	0	0	0	1	1	6				
	Team					2	1	3										
Totals			18-46	3-7	15-21	10	18	28	21	54	9	23	4	7	200			

1st FG %:	51.5	33.3%	2nd:	51.8	35.7%	3rd:	61.9	66.7%	4th:	24.8	25.0%	Game:	18-46	39.1%	Rebounds:	20	22
3Pt %:	0.0	0.0%	FT %:	1.4	23.0%	Off:	3.7	42.9%	Def:	4.6	66.7%	Team:	15-21	71.4%	Deadball:	1.1	

#### Texas 69 • 16-4, 10-0

#	Player	Pos	Total			3-Ptr			Rebounds			PF	TP	A	To	Bk	Stl	Min
			FG	FGA	FT	FTA	FG	FGA	FT	FTA	Off							
24	Holmes, Joyner	f	4-11	0-0	2-2	3	4	7	3	10	1	3	0	0	19			
00	Lang, Kelsey	g	6-9	0-0	1-1	3	5	8	4	13	0	3	2	0	16			
11	McCarty, Brooke	g	6-11	3-5	0-0	0	1	1	15	6	2	0	1	35				
20	Taylor, Brianna	g	0-1	0-0	2-2	0	2	2	3	2	0	1	0	11	24			
23	Atkins, Ariel	g	2-8	0-0	3-4	2	2	4	3	7	5	2	1	1	31			
01	Sutton, Alicia	g	0-1	0-0	2-4	1	1	2	0	2	1	1	0	1	8			
05	Hosey, Jordan	g	1-1	0-0	0-0	0	0	0	1	2	0	0	0	1	2			
10	Higgs, Lashawn	g	5-10	0-0	0-1	0	2	2	1	10	2	1	1	3	26			
12	Underwood, Jada	g	1-1	0-0	0-0	2	2	4	3	2	0	2	0	10				
14	Absorowa, Glanville	g	0-0	0-0	0-0	0	0	0	0	0	0	0	0	2				
30	Caron-Goudreau, K.	g	0-1	0-0	2-2	0	0	0	1	2	0	0	0	11				
31	Caron-Goudreau, A.	g	1-1	1-1	1-1	1	4	5	1	4	0	1	1	0	16			
	Team					0	0	0										
Totals			26-55	4-6	13-17	12	23	35	21	69	15	18	5	8	200			

1st FG %:	51.5	38.0%	2nd:	71.6	49.8%	3rd:	71.3	58.9%	4th:	31.3	53.8%	Game:	26-55	47.3%	Rebounds:	20	22
3Pt %:	0.0	0.0%	FT %:	1.4	100.0%	Off:	3.4	75.0%	Def:	4.6	66.7%	Team:	13-17	76.5%	Deadball:	1.1	

Officials: Roy Gulbeyan, Gina Cross, Kevin Petteit  
Technical fouls: West Virginia-None, Texas-None.  
Attendance: 4123

Score by periods	West Virginia				Texas				
	1st	2nd	3rd	4th	1st	2nd	3rd	4th	
West Virginia	13	13	19	9	54				
Texas	14	16	18	21	69				

Last FG - WVU 4th-00:11, UT 4th-01:25.  
Largest lead - WVU by 4 1st-05:58, UT by 19 4th-02:31.  
ISU led for 06:35, UT led for 29:39. Game was tied for 01:45.

### Game #23

## Iowa State 80, #22/23 West Virginia 55

Feb. 4, 2017 • WVU Coliseum  
Morgantown, W.Va.

#### Iowa State 80 • 13-10, 4-8

#	Player	Pos	Total			3-Ptr			Rebounds			PF	TP	A	To	Bk	Stl	Min
			FG	FGA	FT	FTA	FG	FGA	FT	FTA	Off							
03	Burkhardt, Meredith	f	6-8	0-0	0-0	1	1	2	2	12	0	0	1	28				
03	Durr, Emily	g	3-7	3-6	5-7	0	2	2	3	14	1	3	0	1	26			
01	Buckley, Jadda	g	3-6	1-4	2-2	0	4	2	9	5	2	0	0	32				
12	Johnson, Seanna	g	2-7	0-2	3-4	3	6	9	3	7	1	0	0	33				
21	Carleton, Bridget	g	1-2	1-1	3-3	1	6	7	1	31	1	0	1	37				
02	Zivaljevic, Sofija	g	0-0	0-0	0-0	0	0	0	0	0	0	0	0	1				
04	Bowe, Heather	g	1-2	0-1	0-0	0	3	2	2	0	0	0	0	12				
10	Washington, Nia	g	1-4	0-1	1-2	0	2	2	4	3	0	1	0	10				
13	Camber, Adriana	g	0-0	0-0	0-0	0	2	2	0	0	0	0	0	3				
22	Starks, TeeTe	g	1-1	0-0	0-0	0	8	8	0	2	1	3	1	13				
20	Ricketts, Claire	g	0-0	0-0	0-0	0	0	0	0	0	0	0	0	3				
35	Jensen, Jordan	g	0-0	0-0	0-0	0	0	0	0	0	0	0	0	2				
	Team					1	2											
Totals			29-56	8-23	14-18	6	35	41	17	80	15	12	2	5	200			

1st FG %:	81.6	50.0%	2nd:	81.5	53.3%	3rd:	71.4	50.0%	4th:	61.1	54.5%	Game:	29-56	51.8%	Rebounds:	20	22
3Pt %:	26.9%	26.9%	FT %:	3.4	50.0%	Off:	8.2	60.0%	Def:	9.2	66.7%	Team:	14-18	77.8%	Deadball:	1.1	

#### West Virginia 55 • 16-7, 4-7

#	Player	Pos	Total			3-Ptr			Rebounds			PF	TP	A	To	Bk	Stl	Min
			FG	FGA	FT	FTA	FG	FGA	FT	FTA	Off							
11	Muldrov, Teana	f	3-12	0-3	0-0	2	7	7	2	6	1	1	0	3	33			
15	Montgomery, Lanay	c	2-4	0-0	1-6	5	4	9	5	2	1	0	3	25				
05	Martin, Tynice	g	5-18	0-6	3-4	0	3	3	1	13	5	3	0	33				
12	Ray, Chania	g	2-9	1-5	1-1	0	2	4	6	2	4	0	0	37				
22	Pardee, Katrina	g	4-13	4-10	4-4	2	3	5	1	16	0	0	1	27				
02	Brewer, Alexis	g	3-7	2-5	1-2	1	1	2	9	3	1	0	0	25				
13	King, Kristina	g	0-1	0-0	0-0	2	2	4	2	1	0	1	0	15				
14	Thomas, Bailey	g	0-0	0-0	0-0	0	0	0	0	0	0	0	0	1				
24	Martin, Anja	g	0-0	0-0	0-0	0	0	0	0	1	0	0	0	2				
45	Schmidt, Marlana	g	0-0	0-0	0-0	0	0	0	0	0	0	0	0	2				
	Team					2	0											
Totals			19-64	7-29	10-17	14	22	36	15	55	12	12	1	6	200			

1st FG %:	51.6	31.3%	2nd:	51.7	29.4%	3rd:	61.5	40.0%	4th:	31.8	18.8%	Game:	19-64	29.7%	Rebounds:	20	22
3Pt %:	33.3	42.9%	FT %:	3.9	50.0%	Off:	5.5	26.3%	Def:	6.8	50.0%	Team:	10-17	58.8%	Deadball:	1.1	

Officials: Bob Trammell, Felicia Grinter, Cameron Inouye  
Technical fouls: Iowa State-None, West Virginia-None.  
Attendance: 3058

Score by periods	Iowa State				West Virginia				
	1st	2nd	3rd	4th	1st	2nd	3rd	4th	
Iowa State	18	19	23	20	80				
West Virginia	13	15	13	14	55				

Last FG - ISU 4th-00:50, WVU 4th-00:36.  
Largest lead - ISU by 29 4th-00:36, WVU by 1 1st-09:16.  
ISU led for 08:42, WVU led for 00:46. Game was tied for 00:22.

### Game #24

## #19/20 Oklahoma 90, West Virginia 87 (20T)

Feb. 7, 2017 • Lloyd Noble Center  
Norman, Okla.

#### West Virginia 87 • 16-8, 4-8

#	Player	Pos	Total			3-Ptr			Rebounds			PF	TP	A	To	Bk	Stl	Min
			FG	FGA	FT	FTA	FG	FGA	FT	FTA	Off							
11	Muldrov, Teana	f	4-11	2-4	12-13	7	6	13	3	22	5	4	0	2	47			
15	Montgomery, Lanay	c	4-6	0-0	2-3	4	5	9	5	10	0	4	0	0	19			
05	Martin, Tynice	g	14-24	6-8	1-1	0	5	5	2	35	0	2	1	48				
12	Ray, Chania	g	2-10	2-7	0-0	0	3	3	5	6	3	1	2	44				
22	Pardee, Katrina	g	1-8	0-4	2-2	0	1	1	2	4	1	0	0	25				
02	Brewer, Alexis	g	1-8	1-6	6-6	0	2	2	4	9	2	4	1	30				
13																		





# ALEXIS BREWER

Guard • 5-9 • So. • Buffalo, Ky. • Bardstown

Major: Undergraduate Studies • Academic All-Big 12 Second Team

**2016-17 Highlights:** Corralled a career-high five defensive rebounds and matched a career best with five rebounds in 19 minutes vs. Charleston Southern (Nov. 12)...Distributed four assists, grabbed three rebounds and connected on two free throws vs. North Carolina A&T...Posted 12 points in a career-high 34 minutes against Ole Miss (Dec. 4)...Netted a career-high 16 points and grabbed five rebounds in a win over Longwood (Dec. 17)...Returned from injury against No. 20 Oklahoma (Jan. 8), scoring 15 points and making three treys in the win...Tallied 12 points and made 4-of-8 from the field in the win over Oklahoma State (Feb. 11)...Dished out a career-high five assists and finished with six points in the win over No. 24 K-State (Feb. 15)...Finished with seven points and two assists at Iowa State (Feb. 18).

## Alexis Brewer 2016-17 Game-By-Game

Opponent	Date	gs	min	Total		3-Pointers		Free throws		Rebounds					pts	avg				
				fg-fga	pct	3fg-fga	pct	ft-fa	pct	off	def	tot	avg	pf			fo	ast	to	blk
CHARLESTON SOUTHER	11-12-16	19	1-4	250	0-1	.000	0-0	.000	0	5	5	5.0	1	1	1	0	1	2	2.0	
HOWARD	11-15-16	18	5-9	.556	3-5	.600	0-0	.000	0	2	2	3.5	2	2	1	0	1	13	7.5	
COPPIN STATE	11-19-16	7	0-3	.000	0-2	.000	0-0	.000	0	1	1	2.7	0	0	1	0	0	0	5.0	
vs North Carolina A&T	11-22-16	24	0-3	.000	0-1	.000	2-2	1.000	0	3	3	2.8	3	4	2	0	1	2	4.3	
vs East Carolina	11-23-16	17	1-2	.500	0-0	.000	1-3	.333	0	0	0	2.2	2	1	2	0	1	3	4.0	
vs Auburn	11-24-16	27	2-5	.400	2-3	.667	0-0	.000	1	2	3	2.3	2	2	4	0	1	6	4.3	
HIGH POINT	11-27-16	27	4-7	.571	1-3	.333	4-5	.800	0	3	3	2.4	2	2	1	0	2	13	5.6	
MOREHEAD STATE	11-30-16	23	1-4	.250	1-2	.500	2-4	.500	1	2	3	2.5	4	3	2	0	0	5	5.5	
OLE MISS	12-4-16	34	2-3	.667	1-2	.500	7-12	.583	0	2	2	2.4	1	3	6	0	0	12	6.2	
USC UPSTATE	12-10-16	27	1-3	.333	0-2	.000	2-2	1.000	0	5	5	2.7	1	4	4	0	2	4	6.0	
LONGWOOD	12-17-16	28	4-7	.571	3-5	.600	5-6	.833	1	4	5	2.9	3	1	2	1	2	16	6.9	
MOUNT ST. MARY'S	12-21-16	18	1-6	.167	1-3	.333	0-0	.000	1	1	2	2.8	1	3	0	0	0	3	6.6	
OKLAHOMA	1-8-17	31	6-10	.600	3-4	.750	0-0	.000	0	2	2	2.8	3	0	1	0	0	15	7.2	
at Texas Tech	1-11-17	26	3-5	.600	2-4	.500	0-0	.000	0	2	2	2.7	5	1	2	0	0	8	7.3	
TEXAS	1-14-17	20	1-3	.333	1-1	1.000	0-2	.000	0	0	0	2.5	2	1	2	0	1	3	7.0	
at Kansas	1-18-17	24	2-5	.400	1-2	.500	0-0	.000	0	3	3	2.6	3	1	2	0	0	5	6.9	
at Baylor	1-21-17	13	1-3	.333	0-0	.000	1-1	1.000	0	1	1	2.5	2	1	0	0	0	3	6.6	
TEXAS TECH	1-25-17	27	2-4	.500	2-2	1.000	2-4	.500	0	2	2	2.4	2	3	1	0	1	8	6.7	
at Texas	1-29-17	24	2-2	1.000	1-1	1.000	3-4	.750	0	3	3	2.5	4	1	2	0	0	8	6.8	
IOWA STATE	2-4-17	25	3-7	.429	2-5	.400	1-2	.500	1	1	2	2.5	2	3	1	0	0	9	6.9	
at Oklahoma	2-7-17	30	1-8	.125	1-6	.167	6-6	1.000	0	2	2	2.4	4	2	4	1	1	9	7.0	
OKLAHOMA STATE	2-11-17	21	4-8	.500	2-4	.500	2-2	1.000	1	1	2	2.4	3	2	0	0	0	12	7.2	
KANSAS STATE	2-15-17	28	2-6	.333	2-5	.400	0-0	.000	1	1	2	2.3	1	5	2	0	1	6	7.2	
at Iowa State	2-18-17	28	2-4	.500	1-1	1.000	2-2	1.000	0	0	0	2.3	2	2	2	0	0	7	7.2	
Totals		0	566	51-121	421	30-64	469	40-57	.702	6	48	54	2.3	55	48	45	2	15	172	7.2

Games played: 24  
 Minutes/game: 23.6  
 Points/game: 7.2  
 FG Pct: 42.1  
 3FG Pct: 46.9  
 FT Pct: 70.2

Rebounds/game: 2.3  
 Assists/game: 2.0  
 Turnovers/game: 1.9  
 Assist/turnover ratio: 1.1  
 Steals/game: 0.6  
 Blocks/game: 0.1

## Brewer's Season Highs

Points..... 16, Longwood (12/17/16)  
 Minutes..... 34, Ole Miss (12/4/16)  
 FGM..... 6, Oklahoma (1/8/17)  
 FGA..... 10, Oklahoma (1/8/17)  
 FG% ..... 100.0%, at Texas (1/29/17)  
 3FGM..... 3, 3x, last, Oklahoma (1/8/17)  
 3FGA..... 6, last, at Oklahoma (2/7/17)  
 3FG% ... 100.0%, 4x, last at Iowa State (2/18/17)  
 FTM ..... 7, Ole Miss (12/4/16)  
 FTA ..... 12, Ole Miss (12/4/16)  
 FT%... 100.0%, 6x, last, at Iowa State (2/18/17)  
 Rebounds .....5, 3x, last, Longwood (12/17/16)  
 Assists ..... 5, Kansas State (2/15/17)  
 Turnovers..... 6, Ole Miss (12/4/16)  
 Blocks..... 1, 2x, last, at Oklahoma (2/7/17)  
 Steals.....2, 3x, last, Longwood (12/17/16)

## Brewer's Career Highs

Points..... 16, Longwood (12/17/16)  
 Minutes..... 34, Ole Miss (12/4/16)  
 FGM..... 6, 2x, last, Oklahoma (1/8/17)  
 FGA..... 10, Oklahoma (1/8/17)  
 FG% ..... 100.0%, 3x, last at Texas (1/29/17)  
 3FGM..... 3, 3x, last, Oklahoma (1/8/17)  
 3FGA..... 6, last, at Oklahoma (2/7/17)  
 3FG% ... 100.0%, 7x, last at Iowa State (2/18/17)  
 FTM ..... 7, Ole Miss (12/4/16)  
 FTA ..... 12, Ole Miss (12/4/16)  
 FT%... 100.0%, 10x, last, at Iowa State (2/18/17)  
 Rebounds .....5, 3x, last, Longwood (12/17/16)  
 Assists ..... 5, Kansas State (2/15/17)  
 Turnovers..... 6, Ole Miss (12/4/16)  
 Blocks..... 1, 7x, last, at Oklahoma (2/7/17)  
 Steals.....2, 6x, last, Longwood (12/17/16)

## Alexis Brewer Conference Statistical Totals

Season	gp-gs	min/avg	Total		3-Point		F-Throws		Rebounds					Scoring						
			fg-fga	pct	fg-fga	pct	ft-fa	pct	off	def	tot	avg	pf	fo	ast	to	blk	stl	pts	avg
2015-16	18-0	211/11.7	16-39	.410	11-29	.379	11-16	.688	4	9	13	0.7	17	0	12	11	3	6	54	3.0
2016-17	12-0	297/24.8	29-65	.446	18-35	.514	17-23	.739	2	18	20	1.7	33	1	22	19	1	4	93	7.8
TOTAL	30-0	508/16.9	45-104	.433	29-64	.453	28-39	.718	6	27	33	1.1	50	1	34	30	4	10	147	4.9

## Alexis Brewer Career Statistical Totals

Season	gp-gs	min/avg	Total		3-Point		F-Throws		Rebounds					Scoring						
			fg-fga	pct	fg-fga	pct	ft-fa	pct	off	def	tot	avg	pf	fo	ast	to	blk	stl	pts	avg
2015-16	34-0	376/11.1	39-91	.429	23-60	.383	31-44	.705	9	25	34	1.0	41	1	25	24	5	12	132	3.9
2016-17	24-0	566/23.6	51-121	.421	30-64	.469	40-57	.702	6	48	54	2.3	55	1	48	45	2	15	172	7.2
TOTAL	58-0	942/16.2	90-212	.425	53-124	.427	71-101	.703	15	73	88	1.5	96	2	73	69	7	27	304	5.2





# AISHA EDWARDS

Guard • 5-8 • Jr. • Boca Raton, Fla. • Chipola College

Major: Multidisciplinary Studies

**Prior to WVU:** National Junior College Athletic Association (NJCAA) Second Team All-American...Tabbed the No. 2 junior college freshman by the Collegiate Girls Basketball Report...Averaged 14.4 points, 3.3 rebounds, 5.8 assists and 2.3 assists per contest...Her 161 assists ranked 15th in the NJCAA, while her 2.0 assist-to-turnover ratio was 35th...Tied for the team lead in points per contest...Shot 43.5 percent from the field and 30.2 percent from behind the three-point line...Reached double-figure scoring in 21 of 28 games...Tallied a game-high 32 points in Chipola's 78-64 upset win over eventual NJCAA National Champion Gulf Coast State on Feb. 6...Dished out 14 assists in a 69-55 win over Northwest Florida State on Jan. 12.

## Aisha Edwards 2016-17 Game-By-Game

### Edwards' Season Highs

Points.....	.....
Minutes.....	.....
FGM.....	.....
FGA.....	.....
FG%.....	.....
3FGM.....	.....
3FGA.....	.....
3FG%.....	.....
FTM.....	.....
FTA.....	.....
FT%.....	.....
Rebounds.....	.....
Assists.....	.....
Turnovers.....	.....
Blocks.....	.....
Steals.....	.....

### Edwards' Career Highs

Points.....	.....
Minutes.....	.....
FGM.....	.....
FGA.....	.....
FG%.....	.....
3FGM.....	.....
3FGA.....	.....
3FG%.....	.....
FTM.....	.....
FTA.....	.....
FT%.....	.....
Rebounds.....	.....
Assists.....	.....
Turnovers.....	.....
Blocks.....	.....
Steals.....	.....

## Aisha Edwards Conference Statistical Totals

## Aisha Edwards Career Statistical Totals





# KRISTINA KING

Forward • 6-3 • Jr. • Mebane, N.C. • Gulf Coast State

Major: Multidisciplinary Studies • Big 12 Commissioner's Honor Roll

**2016-17 Highlights:** Made her WVU debut vs. Charleston Southern (Nov. 12), scoring eight points and grabbing three rebounds in 19 minutes...Scored a season-high 16 points and grabbed eight rebounds in the win over East Carolina (Nov. 23)... Led WVU by matching a season-high with 16 points and setting new season marks in rebounds (9) and blocks (4) against Ole Miss (Dec. 4)...Registered first double-double at WVU with 14 points and 10 rebounds against Mount St. Mary's (Dec. 21)... Talled 14 points and grabbed five rebounds in a season-high 38 minutes at TCU (Dec. 29)...Connected on 2-of-3 from the field and finished with four points vs. Oklahoma State (Feb. 11)...Made a critical 3-of-3 from the field and finished with six points in the fourth quarter to help WVU upset No. 24 K-State (Feb. 15)...Grabbed four boards and had a steal at Iowa State (Feb. 18).

## Kristina King 2016-17 Game-By-Game

Opponent	Date	gs	min	Total		3-Pointers		Free throws		Rebounds					pts	avg				
				fg-fga	pct	3fg-fga	pct	ft-fa	pct	off	def	tot	avg	pf			a	tlo	blk	stl
CHARLESTON SOUTHER	11-12-16	19	2-6	.333	0-1	.000	4-8	.500	2	1	3	3.0	4	0	2	0	2	8	8.0	
HOWARD	11-15-16	21	4-5	.800	0-0	.000	4-7	.571	4	2	6	4.5	1	0	1	1	2	12	10.0	
COPPIN STATE	11-19-16	20	2-7	.286	0-0	.000	1-2	.500	1	5	6	5.0	3	0	3	0	2	5	8.3	
vs North Carolina A&T	11-22-16	18	2-7	.286	0-0	.000	4-4	1.000	4	2	6	5.3	3	0	2	0	0	8	8.3	
vs East Carolina	11-23-16	24	6-8	.750	0-0	.000	4-5	.800	5	3	8	5.8	2	0	0	0	2	16	9.8	
vs Auburn	11-24-16	17	3-4	.750	0-0	.000	2-5	.400	1	4	5	5.7	2	0	2	0	0	8	9.5	
HIGH POINT	11-27-16	10	2-3	.667	0-0	.000	0-2	.000	1	1	2	5.1	1	0	1	0	0	4	8.7	
MOREHEAD STATE	11-30-16	22	7-12	.583	0-0	.000	0-4	.000	3	4	7	5.4	1	4	0	3	2	14	9.4	
OLE MISS	12-4-16	28	6-7	.857	0-0	.000	4-6	.667	2	7	9	5.8	1	1	2	4	2	16	10.1	
USC UPSTATE	12-10-16	19	7-9	.778	0-0	.000	2-2	1.000	3	6	9	6.1	2	1	1	0	1	16	10.7	
LONGWOOD	12-17-16	25	5-7	.714	0-0	.000	1-2	.500	3	2	5	6.0	4	2	2	2	2	11	10.7	
MOUNT ST. MARY'S	12-21-16	22	7-11	.636	0-1	.000	0-0	.000	6	4	10	6.3	3	2	2	0	1	14	11.0	
at TCU	12-29-16	38	6-13	.462	0-0	.000	2-4	.500	3	2	5	6.2	1	1	1	2	2	14	11.2	
at Kansas State	1-1-17	27	5-10	.500	0-0	.000	1-1	1.000	2	4	6	6.2	2	0	1	2	1	11	11.2	
BAYLOR	1-4-17	12	2-6	.333	0-0	.000	0-2	.000	1	3	4	6.1	1	0	4	0	0	4	10.7	
OKLAHOMA	1-8-17	20	2-3	.667	0-0	.000	1-2	.500	1	2	3	5.9	3	1	3	0	0	5	10.4	
at Texas Tech	1-11-17	14	1-4	.250	0-0	.000	0-0	.000	0	3	3	5.7	2	1	1	1	1	2	9.9	
TEXAS	1-14-17	8	0-1	.000	0-0	.000	0-0	.000	0	0	0	5.4	0	0	3	0	0	0	9.3	
at Kansas	1-18-17	13	1-3	.333	0-0	.000	0-0	.000	5	3	8	5.5	2	0	1	2	1	2	8.9	
at Baylor	1-21-17	25	2-6	.333	0-1	.000	2-4	.500	2	5	7	5.6	4	1	2	1	0	6	8.8	
TEXAS TECH	1-25-17	15	3-6	.500	0-0	.000	0-0	.000	1	2	3	5.5	1	0	2	0	1	6	8.7	
at Texas	1-29-17	27	0-7	.000	0-0	.000	0-0	.000	3	4	7	5.5	2	2	4	0	1	0	8.3	
IOWA STATE	2-4-17	15	0-1	.000	0-0	.000	0-0	.000	2	2	4	5.5	2	1	0	0	1	0	7.9	
at Oklahoma	2-7-17	11	0-1	.000	0-0	.000	1-2	.500	1	1	2	5.3	2	0	3	0	0	1	7.6	
OKLAHOMA STATE	2-11-17	16	2-3	.667	0-0	.000	0-0	.000	1	0	1	5.2	2	1	0	0	1	4	7.5	
KANSAS STATE	2-15-17	14	3-3	1.000	0-0	.000	0-0	.000	1	2	3	5.1	0	1	2	1	0	6	7.4	
at Iowa State	2-18-17	12	0-2	.000	0-0	.000	0-0	.000	0	4	4	5.0	0	0	0	0	1	0	7.1	
<b>Totals</b>		<b>2</b>	<b>512</b>	<b>80-155</b>	<b>.516</b>	<b>0-3</b>	<b>.000</b>	<b>33-62</b>	<b>.532</b>	<b>58</b>	<b>78</b>	<b>136</b>	<b>5.0</b>	<b>51</b>	<b>19</b>	<b>45</b>	<b>19</b>	<b>26</b>	<b>193</b>	<b>7.1</b>

Games played: 27  
 Minutes/game: 19.0  
 Points/game: 7.1  
 FG Pct: 51.6  
 3FG Pct: 0.0  
 FT Pct: 53.2

Rebounds/game: 5.0  
 Assists/game: 0.7  
 Turnovers/game: 1.7  
 Assist/turnover ratio: 0.4  
 Steals/game: 1.0  
 Blocks/game: 0.7

## Kristina King Conference Statistical Totals

Season	gp-gs	min/avg	Total		3-Point		F-Throws		Rebounds					Scoring						
			fg-fga	pct	fg-fga	pct	ft-fa	pct	off	def	tot	avg	pf	fo	ast	to	blk	stl	pts	avg
2016-17	15-2	267/17.8	27-69	.391	0-1	.000	7-15	.467	23	37	60	4.0	24	0	9	27	9	10	61	4.1
<b>TOTAL</b>	<b>15-2</b>	<b>267/17.8</b>	<b>27-69</b>	<b>.391</b>	<b>0-1</b>	<b>.000</b>	<b>7-15</b>	<b>.467</b>	<b>23</b>	<b>37</b>	<b>60</b>	<b>4.0</b>	<b>24</b>	<b>0</b>	<b>9</b>	<b>27</b>	<b>9</b>	<b>10</b>	<b>61</b>	<b>4.1</b>

## Kristina King Career Statistical Totals

Season	gp-gs	min/avg	Total		3-Point		F-Throws		Rebounds					Scoring						
			fg-fga	pct	fg-fga	pct	ft-fa	pct	off	def	tot	avg	pf	fo	ast	to	blk	stl	pts	avg
2016-17	27-2	512/19.0	80-155	.516	0-3	.000	33-62	.532	58	78	136	5.0	51	0	19	45	19	26	193	7.1
<b>TOTAL</b>	<b>27-2</b>	<b>512/19.0</b>	<b>80-155</b>	<b>.516</b>	<b>0-3</b>	<b>.000</b>	<b>33-62</b>	<b>.532</b>	<b>58</b>	<b>78</b>	<b>136</b>	<b>5.0</b>	<b>51</b>	<b>0</b>	<b>19</b>	<b>45</b>	<b>19</b>	<b>26</b>	<b>193</b>	<b>7.1</b>

## King's Season Highs

Points.....16, 3x, last, USC Upstate (12/10/16)  
 Minutes.....38, at TCU (12/29/16)  
 FGM.. 7, 3x, last, Mount St. Mary's (12/21/16)  
 FGA.....13, at TCU (12/29/16)  
 FG% .....100.0%, Kansas State (2/15/17)  
 3FGM.....N/A  
 3FGA.....1, 3x, last, at Baylor (1/21/17)  
 3FG% .....N/A  
 FTM .....4, 5x, last, Ole Miss (12/4/16)  
 FTA .....8, Charleston Southern (11/12/16)  
 FT% .....100.0%, 3x, last, at K-State (1/1/17)  
 Rebounds.....10, Mount St. Mary's (12/21/16)  
 Assists.....4, Morehead State (11/30/16)  
 Turnovers.....4, 2x, at Texas (1/29/17)  
 Blocks.....4, Ole Miss (12/4/16)  
 Steals.....2, 8x, last, at TCU (12/29/16)

## King's Career Highs

Points.....16, 3x, last, USC Upstate (12/10/16)  
 Minutes.....38, at TCU (12/29/16)  
 FGM.. 7, 3x, last, Mount St. Mary's (12/21/16)  
 FGA.....13, at TCU (12/29/16)  
 FG% .....100.0%, Kansas State (2/15/17)  
 3FGM.....N/A  
 3FGA.....1, 3x, last, at Baylor (1/21/17)  
 3FG% .....N/A  
 FTM .....4, 5x, last, Ole Miss (12/4/16)  
 FTA .....8, Charleston Southern (11/12/16)  
 FT% .....100.0%, 3x, last, at K-State (1/1/17)  
 Rebounds.....10, Mount St. Mary's (12/21/16)  
 Assists.....4, Morehead State (11/30/16)  
 Turnovers.....4, 2x, at Texas (1/29/17)  
 Blocks.....4, Ole Miss (12/4/16)  
 Steals.....2, 8x, last, at TCU (12/29/16)

## King's Double-Doubles (1)

14 pts, 10 rebs....Mount St. Mary's (12/21/16)



# ANJA MARTIN

Forward/Guard • 5-11 • So. • San Antonio, Texas • John Paul Stevens

Major: Broadcast Journalism

**2016-17 Highlights:** Netted a career-high eight points after making 3-of-3 from the field and 1-of-1 from behind the three-point line in a season-opening win over Charleston Southern (Nov. 12)... Scored a field goal in 11 minutes vs. Howard (Nov. 15)... Made a free throw and grabbed a rebound against Coppin State (Nov. 19)... Made a career-high two three-pointers in the span of nine minutes vs. USC Upstate (Dec. 10)... Tallied five points and grabbed three rebounds in 12 minutes against Longwood (Dec. 17)... Scored four points and corralled two rebounds at TCU (Dec. 29)... Made a field goal and grabbed a steal against Baylor (Jan. 4)... Scored a field goal in five minutes against Oklahoma (Jan. 8)... Had two rebounds in four minutes at Kansas (Jan. 18)... Blocked a shot at Texas (Jan. 29)... Played three minutes at Iowa State (Feb. 18).

## Anja Martin 2016-17 Game-By-Game

Opponent	Date	gs	min	Total		3-Pointers		Free throws		Rebounds				pf	a	t/o	blk	stl	pts	avg
				fg-fga	pct	3fg-fga	pct	ft-fa	pct	off	def	tot	avg							
CHARLESTON SOUTHERN	11-12-16	16	3-3	1,000	1-1	1,000	1-2	.500	2	2	4	4.0	3	1	1	0	1	8	8.0	
HOWARD	11-15-16	11	1-2	.500	0-1	.000	0-0	.000	1	0	1	2.5	2	0	0	0	2	5.0		
COPPIN STATE	11-19-16	10	0-0	.000	0-0	.000	1-2	.500	1	0	1	2.0	1	0	0	0	1	3.7		
vs North Carolina A&T	11-22-16	6	0-1	.000	0-0	.000	0-0	.000	0	0	0	1.5	3	0	0	0	1	0	2.8	
vs East Carolina	11-23-16	6	0-0	.000	0-0	.000	0-0	.000	1	1	2	1.6	0	1	0	0	0	2.2		
vs Auburn	11-24-16	1	0-0	.000	0-0	.000	0-0	.000	0	0	0	1.3	1	0	0	0	0	1.8		
HIGH POINT	11-27-16	3	0-0	.000	0-0	.000	1-2	.500	1	0	1	1.3	0	0	0	0	1	1.7		
MOREHEAD STATE	11-30-16	10	0-0	.000	0-0	.000	0-0	.000	0	0	0	1.1	1	1	0	0	0	1.5		
OLE MISS	12-4-16	1	0-0	.000	0-0	.000	0-0	.000	0	1	1	1.1	1	0	0	0	0	1.3		
USC UPSTATE	12-10-16	9	2-3	.667	2-2	1,000	0-0	.000	0	0	0	1.0	3	0	0	0	6	1.8		
LONGWOOD	12-17-16	12	2-5	.400	0-2	.000	1-3	.333	2	1	3	1.2	2	1	1	0	1	5	2.1	
MOUNT ST. MARY'S	12-21-16	9	0-0	.000	0-0	.000	0-2	.000	1	1	2	1.3	1	0	1	0	0	1.9		
at TCU	12-29-16	11	1-1	1,000	0-0	.000	2-2	1,000	2	0	2	1.3	1	1	0	0	1	4	2.1	
at Kansas State	1-1-17	10	0-1	.000	0-1	.000	0-0	.000	1	1	2	1.4	0	0	0	0	0	1.9		
BAYLOR	1-4-17	16	1-2	.500	0-0	.000	0-2	.000	1	0	1	1.3	3	0	0	0	1	2	1.9	
OKLAHOMA	1-8-17	5	1-2	.500	0-1	.000	0-1	.000	0	0	0	1.3	0	0	0	0	2	1.9		
at Texas Tech	1-11-17	3	1-1	1,000	0-0	.000	0-1	.000	0	0	0	1.2	0	0	0	0	2	1.9		
TEXAS	1-14-17	5	0-1	.000	0-0	.000	0-0	.000	0	0	0	1.1	0	0	0	0	0	1.8		
at Kansas	1-18-17	4	0-0	.000	0-0	.000	0-0	.000	0	2	2	1.2	1	0	0	0	0	1.7		
at Texas	1-29-17	6	0-0	.000	0-0	.000	0-0	.000	0	0	0	1.1	0	0	1	1	0	1.7		
IOWA STATE	2-4-17	2	0-0	.000	0-0	.000	0-0	.000	0	0	0	1.0	1	0	0	0	0	1.6		
OKLAHOMA STATE	2-11-17	2	0-0	.000	0-0	.000	0-0	.000	0	0	0	1.0	0	0	0	0	0	1.5		
at Iowa State	2-18-17	3	0-1	.000	0-0	.000	0-0	.000	0	0	0	1.0	0	0	0	0	0	1.4		
Totals		0	161	12-23	.522	3-8	.375	6-17	.353	13	9	22	1.0	24	4	5	1	5	33	1.4

Games played: 23  
Minutes/game: 7.0  
Points/game: 1.4  
FG Pct: 52.2  
3FG Pct: 37.5  
FT Pct: 35.3

Rebounds/game: 1.0  
Assists/game: 0.2  
Turnovers/game: 0.2  
Assist/turnover ratio: 0.8  
Steals/game: 0.2  
Blocks/game: 0.0

## Martin's Season Highs

Points..... 8, Charleston Southern (11/12/16)  
Minutes..... 16, 2x, last Baylor (1/4/17)  
FGM.....3, Charleston Southern (11/12/16)  
FGA..... 5, Longwood (12/17/16)  
FG% .. 100.0%, 3x, last, at Texas Tech (1/11/17)  
3FGM..... 2, USC Upstate (12/10/16)  
3FGA..... 2, Longwood (12/17/16)  
3FG% ...100.0%, 2x, last, USC Upstate (12/10/16)  
FTM ..... 2, at TCU (12/29/16)  
FTA ..... 3, Longwood (12/17/16)  
FT% ..... 100.0%, at TCU (12/29/16)  
Rebounds ...4, Charleston Southern (11/12/16)  
Assists ..... 1, 4x, last, at TCU (12/29/16)  
Turnovers ..... 1, 5x, last at Texas (1/29/17)  
Blocks..... 1, at Texas (1/29/17)  
Steals..... 1, 5x, last, Baylor (1/4/17)

## Martin's Career Highs

Points..... 8, Charleston Southern (11/12/16)  
Minutes..... 16, 2x, last Baylor (1/4/17)  
FGM.....3, Charleston Southern (11/12/16)  
FGA.....5, 2x, last, Longwood (12/17/16)  
FG% ..100.0%, 3x, last, at Texas Tech (1/11/17)  
3FGM..... 2, USC Upstate (12/10/16)  
3FGA.....2, 2x, last, Longwood (12/17/16)  
3FG% ...100.0%, 2x, last, USC Upstate (12/10/16)  
FTM ..... 3, vs. Grand Canyon (11/24/15)  
FTA ..... 4, vs. Grand Canyon (11/24/15)  
FT% ..... 100.0%, at TCU (12/29/16)  
Rebounds ...4, Charleston Southern (11/12/16)  
Assists ..... 2, vs. Grand Canyon (11/24/15)  
Turnovers ..... 2, vs. Grand Canyon (11/24/15)  
Blocks.....1, 2x, last at Texas (1/29/17)  
Steals..... 1, 5x, last, Baylor (1/4/17)

## Anja Martin Conference Statistical Totals

Season	gp-gs	min/avg	Total		3-Point		F-Throws		Rebounds				pf	fo	ast	to	blk	stl	Scoring	
			fg-fga	pct	fg-fga	pct	ft-fa	pct	off	def	tot	avg							pts	avg
2015-16	6-0	12/2.0	0-1	.000	0-0	.000	0-0	.000	0	0	0	0.0	3	0	0	0	0	0	0	0.0
2016-17	11-0	67/6.1	4-9	.444	0-2	.000	2-6	.333	4	3	7	0.6	6	0	1	1	1	2	10	0.9
TOTAL	17-0	79/4.6	4-10	.400	0-2	.000	2-6	.333	4	3	7	0.4	9	0	1	1	1	2	10	0.6

## Anja Martin Career Statistical Totals

Season	gp-gs	min/avg	Total		3-Point		F-Throws		Rebounds				pf	fo	ast	to	blk	stl	Scoring	
			fg-fga	pct	fg-fga	pct	ft-fa	pct	off	def	tot	avg							pts	avg
2015-16	14-0	92/6.6	2-20	.100	0-2	.000	3-4	.750	6	3	9	0.6	10	0	2	3	1	1	7	0.5
2016-17	23-0	161/7.0	12-23	.522	3-8	.375	6-17	.353	13	9	22	1.0	24	0	4	5	1	5	33	1.4
TOTAL	37-0	253/6.8	14-43	.326	3-10	.300	9-21	.429	19	12	31	0.8	34	0	6	8	2	6	40	1.1



# TYNICE MARTIN

Guard • 5-10 • So. • Atlanta, Ga. • Southwest Atlanta Christian Academy

Major: Multidisciplinary Studies • Co-Captain • Preseason All-Big 12 Honorable Mention

**2016-17 Highlights:** In her return to Georgia, she scored a career-best 28 points and went 9-of-9 from the field in the victory over North Carolina A&T...Inked first double-double with 18 points and a career-high 11 rebounds vs. No. 20 Oklahoma (Jan. 8)...Led West Virginia with a career-high 35 points at Oklahoma (Feb. 7), ranking as the second-best single-game performance by a WVU sophomore ... Her 14 field goals at OU tied a school sophomore single-game record...Scored 30 points and made a career-high seven three-pointers in the win over Oklahoma State (Feb. 11)...Earned Big 12 Player of the Week Honors (Feb. 13) after becoming first Mountaineer since Meg Bulger (2005) to score 30 or more points in back-to-back games...Tied for a team-high with 15 points, including 4-of-4 from the charity stripe, at Iowa State (Feb. 18).

## Tynice Martin 2016-17 Game-By-Game

Opponent	Date	gs	min	Total		3-Pointers		Free throws		Rebounds					pts	avg					
				fg-fga	pct	3fg-fga	pct	ft-fa	pct	off	def	tot	avg	pf			a	to	blk	stl	
CHARLESTON SOUTHER	11-12-16	*	26	7-13	.538	3-7	.429	0-0	1.000	0	3	3	3.0	0	2	1	0	1	17	17.0	
HOWARD	11-15-16	*	29	7-14	.500	3-9	.333	10-10	1.000	1	3	4	3.5	3	2	1	2	3	27	22.0	
COPPIN STATE	11-19-16	*	33	6-17	.353	1-7	.143	6-6	1.000	1	2	3	3.3	2	2	0	3	19	21.0		
vs North Carolina A&T	11-22-16	*	35	9-15	.600	1-2	.500	9-9	1.000	0	2	2	3.0	2	3	0	0	2	28	22.8	
vs East Carolina	11-23-16	*	34	7-13	.538	0-1	.000	2-2	1.000	0	6	6	3.6	4	2	1	0	2	16	21.4	
vs Auburn	11-24-16	*	39	5-14	.357	3-6	.500	3-4	.750	0	2	2	3.3	2	1	2	1	2	16	20.5	
HIGH POINT	11-27-16	*	33	10-20	.500	1-6	.167	0-1	.000	0	3	3	3.3	2	4	1	1	4	21	20.6	
MOREHEAD STATE	11-30-16	*	33	7-23	.304	2-8	.250	1-1	1.000	1	5	6	3.6	1	1	2	1	0	17	20.1	
OLE MISS	12-4-16	*	39	3-9	.333	1-4	.250	3-6	.500	1	4	5	3.8	3	1	4	0	1	10	19.0	
USC UPSTATE	12-10-16	*	31	5-12	.417	3-6	.500	1-4	.250	1	4	5	3.9	0	3	1	0	2	14	18.5	
LONGWOOD	12-17-16	*	28	9-18	.500	3-8	.375	0-0	1.000	1	5	6	4.1	1	7	1	0	1	21	18.7	
MOUNT ST. MARY'S	12-21-16	*	31	7-17	.412	0-6	.000	2-4	.500	0	4	4	4.1	1	2	0	1	1	16	18.5	
at TCU	12-29-16	*	40	7-17	.412	3-10	.300	4-6	.667	0	4	4	4.1	2	5	0	1	6	21	18.7	
at Kansas State	1-1-17	*	38	5-12	.417	3-9	.333	1-2	.500	0	0	0	3.8	1	6	2	0	3	14	18.4	
BAYLOR	1-4-17	*	36	2-14	.143	2-3	.667	5-6	.833	0	2	2	3.7	0	2	1	0	2	11	17.9	
OKLAHOMA	1-8-17	*	40	6-13	.462	4-7	.571	2-2	1.000	0	11	11	4.1	0	4	6	1	2	18	17.9	
at Texas Tech	1-11-17	*	38	6-14	.429	3-7	.429	2-2	1.000	0	3	3	4.1	1	3	0	0	3	17	17.8	
TEXAS	1-14-17	*	37	6-11	.545	1-1	1.000	1-2	.500	0	5	5	4.1	1	2	1	0	1	14	17.6	
at Kansas	1-18-17	*	36	5-20	.250	2-4	.500	9-12	.750	1	4	5	4.2	4	0	2	0	3	21	17.8	
at Baylor	1-21-17	*	39	7-21	.333	1-6	.167	3-3	1.000	2	1	3	4.1	3	4	3	0	2	18	17.8	
TEXAS TECH	1-25-17	*	38	4-11	.364	1-4	.250	2-2	1.000	1	4	5	4.1	0	4	0	0	3	11	17.5	
at Texas	1-29-17	*	36	2-10	.200	0-1	.000	4-6	.667	0	1	1	4.0	1	2	0	0	0	8	17.0	
IOWA STATE	2-4-17	*	33	5-18	.278	0-6	.000	3-4	.750	0	3	3	4.0	1	5	3	0	1	13	16.9	
at Oklahoma	2-7-17	*	48	14-24	.583	6-8	.750	1-1	1.000	0	5	5	4.0	2	2	1	1	35	17.6		
OKLAHOMA STATE	2-11-17	*	35	11-22	.500	7-10	.700	1-1	1.000	1	7	8	4.2	2	2	0	0	30	18.1		
KANSAS STATE	2-15-17	*	33	2-6	.333	0-2	.000	0-0	.000	0	3	3	4.1	2	0	2	0	3	4	17.6	
at Iowa State	2-18-17	*	36	5-18	.278	1-4	.250	4-4	1.000	0	2	2	4.0	2	0	3	0	0	15	17.5	
Totals			27	954	169-416	.406	55-152	.362	79-100	.790	11	98	109	4.0	43	69	43	9	52	472	17.5

Games played: 27  
 Minutes/game: 35.3  
 Points/game: 17.5  
 FG Pct: 40.6  
 3FG Pct: 36.2  
 FT Pct: 79.0

Rebounds/game: 4.0  
 Assists/game: 2.6  
 Turnovers/game: 1.6  
 Assist/turnover ratio: 1.6  
 Steals/game: 1.9  
 Blocks/game: 0.3

## Martin's Season Highs

Points..... 35, at Oklahoma (2/7/17)  
 Minutes..... 48, at Oklahoma (2/7/17)  
 FGM..... 14, at Oklahoma (2/7/17)  
 FGA..... 24, at Oklahoma (2/7/17)  
 FG% .....60.0%, vs. NC A&T (11/22/16)  
 3FGM.....7, Oklahoma State (2/11/17)  
 3FGA..... 10, at TCU (12/29/16)  
 3FG% ..... 100.0%, Texas (1/14/17)  
 FTM ..... 10, Howard (11/15/16)  
 FTA ..... 12, at Kansas (1/18/17)  
 FT% ...100.0%, 12x, last, at Iowa State (2/18/17)  
 Rebounds..... 11, Oklahoma (1/8/17)  
 Assists ..... 7, Longwood (12/17/16)  
 Turnovers..... 6, Oklahoma (1/8/17)  
 Blocks.....2, Howard (11/15/16)  
 Steals..... 6, at TCU (12/29/16)

## Martin's Career Highs

Points..... 35, at Oklahoma (2/7/17)  
 Minutes..... 48, at Oklahoma (2/7/17)  
 FGM..... 14, at Oklahoma (2/7/17)  
 FGA..... 24, at Oklahoma (2/7/17)  
 FG% ..... 75.0%, Oklahoma State (2/27/16)  
 3FGM..... 4, 2x, last, Oklahoma (1/8/17)  
 3FGA..... 10, at TCU (12/29/16)  
 3FG% ..... 100.0%, 5x, last, Texas (1/14/17)  
 FTM ..... 10, Howard (11/15/16)  
 FTA ..... 12, at Kansas (1/18/17)  
 FT% ....100.0%, 25x, last, at Iowa State (2/18/17)  
 Rebounds..... 11, Oklahoma (1/8/17)  
 Assists ..... 7, Longwood (12/17/16)  
 Turnovers..... 6, Oklahoma (1/8/17)  
 Blocks.....2, Howard (11/15/16)  
 Steals..... 6, at TCU (12/29/16)

## Tynice Martin Conference Statistical Totals

Season	gp-gs	min/avg	Total		3-Point		F-Throws		Rebounds					Scoring						
			fg-fga	pct	fg-fga	pct	ft-fa	pct	off	def	tot	avg	pf	fo	ast	to	blk	stl	pts	avg
2015-16	18-0	442/24.6	79-208	.380	21-76	.276	22-22	1.000	8	37	45	2.5	17	0	29	23	3	24	201	11.2
2016-17	15-15	563/37.5	87-231	.377	34-82	.415	42-53	.792	5	55	60	4.0	22	0	39	27	3	30	250	16.7
TOTAL	33-15	1005/30.5	166-439	.378	55-158	.348	64-75	.853	13	92	105	3.2	39	0	68	50	6	54	451	13.7

## Tynice Martin Career Statistical Totals

Season	gp-gs	min/avg	Total		3-Point		F-Throws		Rebounds					Scoring						
			fg-fga	pct	fg-fga	pct	ft-fa	pct	off	def	tot	avg	pf	fo	ast	to	blk	stl	pts	avg
2015-16	35-0	828/23.7	140-347	.403	28-110	.255	54-67	.806	19	93	112	3.2	46	0	54	52	7	34	362	10.3
2016-17	27-27	954/35.3	169-416	.406	55-152	.362	79-100	.790	11	98	109	4.0	43	0	69	43	9	52	472	17.5
TOTAL	62-27	1782/28.7	309-763	.405	83-262	.317	133-167	.796	30	191	221	3.6	89	0	123	95	16	86	834	13.5

**Martin's Double-Doubles (1)**  
 18 pts, 11 rebs..... Oklahoma (1/8/17)

## Martin's 20-Point Games (8)

20..... Oklahoma State (2/27/16)  
 20..... Kansas State (3/5/16)  
 27..... Howard (11/15/16)  
 28..... vs. North Carolina A&T (11/22/16)  
 21..... High Point (11/27/16)  
 21..... Longwood (12/17/16)  
 21..... at TCU (12/29/16)  
 21..... at Kansas (1/18/17)

## Martin's 30-Point Games (2)

35..... at Oklahoma (2/7/17)  
 30..... Oklahoma State (2/11/17)



# KRYSTALINE McCUNE

Forward • 6-4 • Fr. • Louisville, Ky. • duPont Manual

Major: Multidisciplinary Studies • Big 12 Commissioner's Honor Roll

**Prior to WVU:** Averaged 9.5 points and 8.9 rebounds and shot 50 percent from the field as a senior...Led the Crimson to a 21-8 record, a Region 7 title and a Kentucky Sweet 16 appearance....Named to the Louisville Courier Journal's All-State Girls Basketball First Team...Region 7 Player of the Year...Listed as a candidate for the 2016 Miss Kentucky Basketball Award...Tabbed a 2016 Kentucky East-West All-Star...Nominee for the 2016 McDonald's All-American Game...Suffered a knee injury in the Sweet 16 game versus Murray in spring 2016...As a junior, averaged 10.0 points and 8.6 rebounds...Named second team All-State by the Lexington Herald-Leader in 2015...Garnered 2015 Louisville Courier Journal's Third Team All-State honors...Ranked as the No. 15 best player in her position by ESPN HoopGuriz.

## Krystaline McCune 2016-17 Game-By-Game

### McCune's Season Highs

Points.....
Minutes.....
FGM.....
FGA.....
FG% .....
3FGM.....
3FGA.....
3FG% .....
FTM .....
FTA .....
FT% .....
Rebounds .....
Assists .....
Turnovers .....
Blocks.....
Steals.....

### McCune's Career Highs

Points.....
Minutes.....
FGM.....
FGA.....
FG% .....
3FGM.....
3FGA.....
3FG% .....
FTM .....
FTA .....
FT% .....
Rebounds .....
Assists .....
Turnovers .....
Blocks.....
Steals.....

## Krystaline McCune Conference Statistical Totals

## Krystaline McCune Career Statistical Totals





# LANAY MONTGOMERY

Center • 6-5 • Sr. • Pittsburgh, Pa. • Academy of the Holy Cross

Bachelor's: Psychology • Graduate School: Communications Studies • Co-Captain • Academic All-Big 12 First Team

**2016-17 Highlights:** Scored the go-ahead layup with 12 seconds remaining against Auburn (Nov. 24), finishing with 13 points, five rebounds and three blocks...NCAA Weekly Starting Five (Dec. 7)...Grabbed nine rebounds and scored eight points at Kansas State (Jan. 1)...Senior CLASS Award candidate...Led WVU with 18 points, grabbed seven rebounds and blocked three shots at Texas Tech (Jan. 11)...Inked 18th career double-double with 12 points and 12 rebounds and made 6-of-8 from the field in the win over No. 24 K-State (Feb. 15)...Became first Mountaineer since Maria Tchobanova (1999) to reach 19 or more career double-doubles with 15 points and 10 rebounds, while blocking three shots at Iowa State (Feb. 18).

## Lanay Montgomery 2016-17 Game-By-Game

Opponent	Date	gs	min	Total		3-Pointers		Free throws		Rebounds				pts	avg						
				fg-fga	pct	fg-fga	pct	ft-fga	pct	off	def	tot	avg								
CHARLESTON SOUTHER	11-12-16	*	21	7-7	1.000	0-0	.000	3-4	.750	7	11	18	18.0	1	1	4	1	0	17	17.0	
HOWARD	11-15-16	*	20	2-10	.200	0-0	.000	3-4	.750	7	6	13	15.5	3	1	3	2	0	7	12.0	
COPPIN STATE	11-19-16	*	21	3-5	.600	0-0	.000	1-2	.500	5	2	7	12.7	1	0	2	7	0	7	10.3	
vs North Carolina A&T	11-22-16	*	11	1-1	1.000	0-0	.000	2-2	1.000	1	6	7	11.3	4	0	3	3	0	4	8.8	
vs East Carolina	11-23-16	*	9	1-3	.333	0-0	.000	2-2	1.000	1	2	3	9.6	4	1	2	0	0	4	7.8	
vs Auburn	11-24-16	*	22	6-8	.750	0-0	.000	1-2	.500	2	3	5	8.8	4	1	1	3	0	13	8.7	
HIGH POINT	11-27-16	*	31	6-9	.667	0-0	.000	3-4	.750	6	8	14	9.6	1	3	5	5	2	15	9.6	
MOREHEAD STATE	11-30-16	*	25	10-11	.909	0-0	.000	3-4	.750	7	11	18	10.6	1	0	3	6	0	23	11.3	
OLE MISS	12-4-16	*	14	3-3	1.000	0-0	.000	2-4	.500	2	3	5	10.0	5	1	2	2	0	8	10.9	
USC UPSTATE	12-10-16	*	22	8-9	.889	0-0	.000	0-0	.000	4	6	10	10.0	0	2	0	5	0	16	11.4	
LONGWOOD	12-17-16	*	17	9-9	1.000	0-0	.000	1-2	.500	3	5	8	9.8	0	1	1	3	0	19	12.1	
MOUNT ST. MARY'S	12-21-16	*	22	7-9	.778	0-0	.000	2-2	1.000	1	9	10	9.8	0	0	0	5	0	16	12.4	
at TCU	12-29-16	*	21	3-3	1.000	0-0	.000	2-2	1.000	3	8	11	9.9	4	0	4	5	0	8	12.1	
at Kansas State	1-1-17	*	25	3-6	.500	0-0	.000	2-2	1.000	4	5	9	9.9	4	1	4	1	1	8	11.8	
BAYLOR	1-4-17	*	35	4-10	.400	0-0	.000	3-5	.600	2	2	4	9.5	2	1	0	4	0	11	11.7	
OKLAHOMA	1-8-17	*	35	8-12	.667	0-0	.000	0-0	.000	6	8	14	9.8	3	2	5	4	4	16	12.0	
at Texas Tech	1-11-17	*	31	9-12	.750	0-0	.000	0-0	.000	1	6	7	9.6	3	0	3	3	0	18	12.4	
TEXAS	1-14-17	*	38	5-8	.625	0-0	.000	2-2	1.000	6	8	14	9.8	4	2	6	3	1	12	12.3	
at Kansas	1-18-17	*	36	6-8	.750	0-0	.000	3-4	.750	2	11	13	10.0	4	0	6	6	0	15	12.5	
at Baylor	1-21-17	*	21	1-3	.333	0-0	.000	0-0	.000	2	3	5	9.8	4	1	1	2	0	2	12.0	
TEXAS TECH	1-25-17	*	33	9-14	.643	0-0	.000	3-3	1.000	2	7	9	9.7	1	2	5	3	0	21	12.4	
at Texas	1-29-17	*	28	4-5	.800	0-0	.000	3-4	.750	1	4	5	9.5	3	0	3	1	1	11	12.3	
IOWA STATE	2-4-17	*	25	2-4	.500	0-0	.000	1-6	.167	5	4	9	9.5	2	0	2	1	0	5	12.0	
at Oklahoma	2-7-17	*	19	4-6	.667	0-0	.000	2-3	.667	4	5	9	9.5	5	0	4	0	0	10	11.9	
OKLAHOMA STATE	2-11-17	*	29	1-4	.250	0-0	.000	0-0	.000	1	5	6	9.3	2	1	1	1	1	2	11.5	
KANSAS STATE	2-15-17	*	23	6-8	.750	0-0	.000	0-0	.000	6	6	12	9.4	4	1	2	1	1	12	11.5	
at Iowa State	2-18-17	*	33	6-9	.667	0-0	.000	3-4	.750	3	7	10	9.4	1	2	1	3	1	15	11.7	
Totals			27	667	134-196	.684	0-0	.000	47-67	.701	94	161	255	9.4	70	24	72	80	12	315	11.7

Games played: 27  
Minutes/game: 24.7  
Points/game: 11.7  
FG Pct: 68.4  
FT Pct: 70.1

Rebounds/game: 9.4  
Assists/game: 0.9  
Turnovers/game: 2.7  
Assist/turnover ratio: 0.3  
Steals/game: 0.4  
Blocks/game: 3.0

## Montgomery's Season Highs

Points.....23, Morehead State (11/30/16)  
Minutes.....38, Texas (1/14/17)  
FGM.....10, Morehead State (11/30/16)  
FGA.....14, Texas Tech (1/25/17)  
FG% .....100.0%, 5x, last, at TCU (12/29/16)  
3FGM.....N/A  
3FGA.....N/A  
3FG% .....N/A  
FTM .....3, 8x, last at Iowa State (2/18/17)  
FTA .....5, Baylor (1/4/17)  
FT% ....100.0%, 7x, last, Texas Tech (1/25/17)  
Rebounds..18, 2x, last, Morehead State (11/30/16)  
Assists.....3, High Point (11/27/16)  
Turnovers.....6, Texas (1/14/17)  
Blocks.....7, Coppin St. (11/19/16)  
Steals.....4, Oklahoma (1/8/17)

## Montgomery's Career Highs

Points.....23, Morehead State (11/30/16)  
Minutes.....42, Temple (4/1/15)  
FGM.....10, Morehead State (11/30/16)  
FGA.....14, Texas Tech (1/25/17)  
FG% .....100.0, 15x, last, at TCU (12/29/16)  
3FGM.....N/A  
3FGA.....N/A  
3FG% .....N/A  
FTM .....7, vs. Marshall (12/13/15)  
FTA .....8, 2x, vs. Marshall (12/13/15)  
FT% ..100.0%, 15x, last, Texas Tech (1/25/17)  
Rebounds.....24, Temple (4/1/15)  
Assists.....3, High Point (11/27/16)  
Turnovers.....6, Texas (1/14/17)  
Blocks.....9, K-State (1/21/15)  
Steals.....4, Oklahoma (1/8/17)

## Lanay Montgomery Conference Statistical Totals

Season	gp-gs	min/avg	Total		3-Point		F-Throws		Rebounds				Scoring							
			fg-fga	pct	fg-fga	pct	ft-fga	pct	off	def	tot	avg	pts	avg						
2013-14	11-0	30/2.7	2-3	.667	0-0	.000	1-7	.143	3	4	7	0.6	3	0	0	5	1	1	5	0.5
2014-15	18-17	427/23.7	26-63	.413	0-0	.000	10-29	.345	59	79	138	7.7	48	1	5	32	59	12	62	3.4
2015-16	18-18	427/23.7	54-93	.581	0-0	.000	25-34	.735	35	98	133	7.4	48	0	3	43	46	9	133	7.4
2016-17	15-15	432/28.8	71-112	.634	0-0	.000	24-35	.686	48	89	137	9.1	46	1	13	46	38	10	166	11.1
TOTAL	62-50	1316/21.2	153-271	.565	0-0	.000	60-105	.571	145	270	415	6.7	145	2	21	126	144	32	366	5.9

## Lanay Montgomery Career Statistical Totals

Season	gp-gs	min/avg	Total		3-Point		F-Throws		Rebounds				Scoring							
			fg-fga	pct	fg-fga	pct	ft-fga	pct	off	def	tot	avg	pts	avg						
2013-14	24-0	139/5.8	14-23	.609	0-0	.000	13-29	.448	16	31	47	2.0	20	0	2	18	10	2	41	1.7
2014-15	38-37	875/23.0	68-140	.486	0-0	.000	20-51	.392	111	183	294	7.7	102	4	8	70	124	28	156	4.1
2015-16	35-35	852/24.3	116-197	.589	0-0	.000	55-81	.679	85	199	284	8.1	90	1	9	78	97	22	287	8.2
2016-17	27-27	667/24.7	134-196	.684	0-0	.000	47-67	.701	94	161	255	9.4	70	2	24	72	80	12	315	11.7
TOTAL	124-99	2533/20.4	332-556	.597	0-0	.000	135-228	.592	306	574	880	7.1	282	7	43	238	311	64	799	6.4

## Montgomery's Double-Doubles (19)

10 pts, 12 rebs ..... Coppin State (12/6/14) 15 pts, 15 rebs ..... Iowa State (2/10/16) 15 pts, 13 rebs ..... at Kansas (1/18/17)  
15 pts, 14 rebs ..... vs. Marshall (12/20/14) 17 pts, 18 rebs ..... Charleston Southern (11/12/16) 12 pts, 12 rebs ..... K-State (2/15/17)  
12 pts, 17 rebs ..... No. 5 Baylor (1/10/15) 15 pts, 14 rebs ..... High Point (11/27/16) 15 pts, 10 rebs ..... at Iowa State (2/18/17)  
12 pts, 18 rebs ..... Morehead State (12/2/15) 23 pts, 18 rebs ..... Morehead State (11/30/16)  
13 pts, 12 rebs ..... vs. Marshall (12/13/15) 16 pts, 10 rebs ..... USC Upstate (12/10/16)  
13 pts, 10 rebs ..... vs. Indiana (12/21/15) 16 pts, 10 rebs ..... Mount St. Mary's (12/21/16)  
14 pts, 17 rebs ..... Kansas (1/16/16) 16 pts, 14 rebs ..... Oklahoma (1/8/17)  
17 pts, 10 rebs ..... at Texas Tech (2/2/16) 12 pts, 14 rebs ..... Texas (1/14/17)

## Montgomery's 20-Point Games (3)

23.....Morehead State (11/30/16)  
21.....Elon (12/28/15)  
21.....Texas Tech (1/25/17)



# TEANA MULDROW

Forward • 6-1 • Jr. • East Orange, N.J. • East Orange

Major: Criminology • Big 12 Commissioner's Honor Roll

**2016-17 Highlights:** Registered her second career double-double with 21 points and 10 rebounds in the win over ECU (Nov. 23)...Named to the Savannah Invitational All-Tournament Team...Matched a season-high with 22 points, grabbed nine rebounds and dished out a career-high seven assists vs. Texas Tech (Jan. 25)...Inked her fifth double-double of the season with 22 points and 13 rebounds, which included 12-of-13 free throws, at Oklahoma (Feb. 7)...Scored 10 points and grabbed six rebounds in 38 minutes vs. No. 24 K-State (Feb. 15)...Tallied 11 points and corralled nine rebounds at Iowa State (Feb. 18) ... Needs just five points to become 33rd Mountaineer to join the 1,000-point club.

## Teana Muldrow 2016-17 Game-By-Game

Opponent	Date	gs	min	Total		3-Pointers		Free throws		Rebounds					pts	avg					
				fg-fga	pct	3fg-fga	pct	ft-fa	pct	off	def	tot	avg	pf			a	to	blk	stl	
CHARLESTON SOUTHER	11-12-16	*	23	7-12	.583	2-2	1.000	1-1	1.000	2	5	7	7.0	3	3	1	1	2	17	17.0	
HOWARD	11-15-16	*	26	4-10	.400	1-1	1.000	2-2	1.000	3	5	8	7.5	2	4	3	0	3	11	14.0	
COPPIN STATE	11-19-16	*	20	5-8	.625	0-1	.000	1-1	1.000	2	5	7	7.3	5	0	3	2	3	11	13.0	
vs North Carolina A&T	11-22-16	*	27	4-6	.667	1-1	1.000	6-7	.857	5	4	9	7.8	4	1	2	2	0	15	13.5	
vs East Carolina	11-23-16	*	32	8-14	.571	1-3	.333	4-6	.667	3	7	10	8.2	3	0	3	1	3	21	15.0	
vs Auburn	11-24-16	*	34	3-14	.214	0-2	.000	2-4	.500	1	13	14	9.2	2	3	2	1	0	8	13.8	
HIGH POINT	11-27-16	*	32	5-13	.385	0-2	.000	2-5	.400	4	6	10	9.3	2	3	5	2	2	12	13.6	
MOREHEAD STATE	11-30-16	*	23	6-12	.500	0-0	.000	6-10	.600	5	8	13	9.8	4	4	1	3	3	18	14.1	
OLE MISS	12-4-16	*	20	4-8	.500	0-1	.000	0-0	.000	0	5	5	9.2	4	2	4	1	4	8	13.4	
USC UPSTATE	12-10-16	*	25	5-8	.625	0-1	.000	5-5	1.000	1	5	6	8.9	3	5	3	0	4	15	13.6	
LONGWOOD	12-17-16	*	21	7-7	1.000	2-2	1.000	1-2	.500	1	3	4	8.5	0	5	0	1	1	17	13.9	
MOUNT ST. MARY'S	12-21-16	*	17	6-9	.667	0-3	.000	2-2	1.000	1	4	5	8.2	1	5	1	0	0	14	13.9	
at TCU	12-29-16	*	37	5-16	.313	1-7	.143	8-10	.800	1	8	9	8.2	3	3	2	1	2	19	14.3	
at Kansas State	1-1-17	*	36	5-10	.500	5-7	.714	0-0	.000	0	1	1	7.7	3	2	3	0	0	15	14.4	
BAYLOR	1-4-17	*	38	6-11	.545	2-3	.667	2-2	1.000	0	7	7	7.7	2	1	1	2	1	16	14.5	
OKLAHOMA	1-8-17	*	22	4-10	.400	0-2	.000	3-3	1.000	1	4	5	7.5	4	3	3	1	1	11	14.3	
at Texas Tech	1-11-17	*	32	2-11	.182	0-2	.000	2-2	1.000	4	6	10	7.6	5	3	2	0	1	6	13.8	
TEXAS	1-14-17	*	34	7-13	.538	4-7	.571	4-5	.800	2	5	7	7.6	2	2	3	1	0	22	14.2	
at Kansas	1-18-17	*	34	5-12	.417	0-0	.000	2-2	1.000	6	9	15	8.0	2	6	4	1	0	12	14.1	
at Baylor	1-21-17	*	26	8-15	.533	1-4	.250	3-5	.600	5	3	8	8.0	4	0	1	2	0	20	14.4	
TEXAS TECH	1-25-17	*	32	8-16	.500	0-1	.000	6-6	1.000	3	6	9	8.0	4	7	3	2	1	22	14.8	
at Texas	1-29-17	*	12	4-6	.667	0-1	.000	2-2	1.000	1	1	2	7.8	5	1	4	1	0	10	14.5	
IOWA STATE	2-4-17	*	33	3-12	.250	0-3	.000	0-0	.000	2	7	9	7.8	2	1	1	0	3	6	14.2	
at Oklahoma	2-7-17	*	47	4-11	.364	2-4	.500	12-13	.923	7	6	13	8.0	3	5	4	0	2	22	14.5	
OKLAHOMA STATE	2-11-17	*	34	5-11	.455	3-4	.750	1-2	.500	4	9	13	8.2	3	2	6	2	1	14	14.5	
KANSAS STATE	2-15-17	*	38	3-8	.375	0-2	.000	4-6	.667	1	5	6	8.2	3	2	5	0	1	10	14.3	
at Iowa State	2-18-17	*	33	4-10	.400	0-3	.000	3-5	.600	2	7	9	8.2	4	3	4	0	2	11	14.2	
Totals			27	788	137-293	.468	25-69	.362	84-108	.778	67	154	221	8.2	82	76	74	27	40	383	14.2

Games played: 27  
Minutes/game: 29.2  
Points/game: 14.2  
FG Pct: 46.8  
3FG Pct: 36.2  
FT Pct: 77.8

Rebounds/game: 8.2  
Assists/game: 2.8  
Turnovers/game: 2.7  
Assist/turnover ratio: 1.0  
Steals/game: 1.5  
Blocks/game: 1.0

## Muldrow's Season Highs

Points..... 22, 3x, last, at Oklahoma (2/7/17)  
Minutes..... 47, at Oklahoma (2/7/17)  
FGM..... 8, 3x, last, Texas Tech (1/25/17)  
FGA..... 16, 2x, last, Texas Tech (1/25/17)  
FG% ..... 100.0%, Longwood (12/17/16)  
3FGM..... 5, at K-State (1/1/17)  
3FGA..... 7, 3x, last, Texas (1/14/17)  
3FG% ... 100.0%, 4x, last, Longwood (12/17/16)  
FTM ..... 12, at Oklahoma (2/7/17)  
FTA ..... 13, at Oklahoma (2/7/17)  
FT% ..... 100.0%, 11x, last at Texas (1/29/17)  
Rebounds ..... 15, at Kansas (1/18/17)  
Assists ..... 7, Texas Tech (1/25/17)  
Turnovers ..... 6, Oklahoma State (2/11/17)  
Blocks ..... 3, Morehead State (11/30/16)  
Steals ..... 4, 2x, last, USC Upstate (12/10/16)

## Muldrow's Career Highs

Points..... 23, Saint Francis (12/29/14)  
Minutes..... 47, at Oklahoma (2/7/17)  
FGM..... 10, 2x, last at TCU (1/24/16)  
FGA..... 16, 2x, last, Texas Tech (1/25/17)  
FG% ..... 100.0%, Longwood (12/17/16)  
3FGM..... 6, Seton Hall (11/17/14)  
3FGA..... 11, Seton Hall (11/17/14)  
3FG% ... 100.0%, 10x, last, Longwood (12/17/16)  
FTM ..... 12, at Oklahoma (2/7/17)  
FTA ..... 13, at Oklahoma (2/7/17)  
FT% ..... 100.0%, 19x, last at Texas (1/29/17)  
Rebounds ..... 15, at Kansas (1/18/17)  
Assists ..... 7, Texas Tech (1/25/17)  
Turnovers ..... 8, at Oklahoma (1/27/16)  
Blocks. 3, 5x, last, Morehead State (11/30/16)  
Steals..... 4, 4x, last, USC Upstate (12/10/16)

## Muldrow's Double-Doubles (7)

21 pts, 10 rebs..... at TCU (1/24/16)  
21 pts, 10 rebs.... vs. East Carolina (11/23/16)  
12 pts, 10 rebs.....High Point (11/27/16)  
18 pts, 13 rebs.....Morehead State (11/30/16)  
12 pts, 15 rebs..... at Kansas (1/18/17)  
22 pts, 13 rebs.....at Oklahoma (2/7/17)  
14 pts, 13 rebs.....Oklahoma State (2/11/17)

## Teana Muldrow Conference Statistical Totals

Season	gp-gs	min/avg	Total		3-Point		F-Throws		Rebounds					Scoring						
			fg-fga	pct	fg-fga	pct	ft-fa	pct	off	def	tot	avg	pf	fo	ast	to	blk	stl	pts	avg
2014-15	18-5	221/12.3	34-109	.312	18-67	.269	7-13	.538	15	42	57	3.2	26	0	13	34	10	6	93	5.2
2015-16	16-1	347/21.7	58-109	.532	20-39	.513	24-42	.571	30	55	85	5.3	46	2	18	34	19	9	160	10.0
2016-17	15-15	488/32.5	73-172	.424	18-50	.360	52-63	.825	39	84	123	8.2	49	2	41	46	13	15	216	14.4
TOTAL	49-21	1056/21.6	165-390	.423	56-156	.359	83-118	.703	84	181	265	5.4	121	4	72	114	42	30	469	9.6

## Teana Muldrow Career Statistical Totals

Season	gp-gs	min/avg	Total		3-Point		F-Throws		Rebounds					Scoring						
			fg-fga	pct	fg-fga	pct	ft-fa	pct	off	def	tot	avg	pf	fo	ast	to	blk	stl	pts	avg
2014-15	38-17	618/16.3	96-277	.347	47-157	.299	23-45	.511	50	107	157	4.1	75	2	29	76	19	22	262	6.9
2015-16	33-1	768/23.3	127-256	.496	39-86	.453	57-88	.648	59	137	196	5.9	93	2	42	70	32	42	350	10.6
2016-17	27-27	788/29.2	137-293	.468	25-69	.362	84-108	.778	67	154	221	8.2	82	3	76	74	27	40	383	14.2
TOTAL	98-45	2174/22.2	360-826	.436	111-312	.356	164-241	.680	176	398	574	5.9	250	7	147	220	78	104	995	10.2

## Muldrow's 20-Point Games (10)

23..... Saint Francis (12/29/14) 22..... Texas (1/14/17)  
20..... Buffalo (3/19/15) 20..... at Baylor (1/21/17)  
20..... vs. Yale (11/29/15) 22..... Texas Tech (1/25/17)  
21..... at TCU (1/24/16) 22..... Oklahoma (2/7/17)  
20..... TCU (2/24/16)  
21..... vs. East Carolina (11/23/16)



# KATRINA PARDEE

Guard • 5-9 • So. • Cedar Park, Texas • Vista Ridge

Major: Exercise Physiology • Big 12 Commissioner's Honor Roll • Academic All-Big 12 First Team

**2016-17 Highlights:** Made 3-of-5 from the field and finished with eight points against Charleston Southern (Nov. 12)...Scored 17 points and grabbed a career-high six rebounds in the win over Coppin State (Nov. 19)...Handed out a career-high 10 assists and scored six points against Longwood (Dec. 17)...Missed the game at TCU (Dec. 29) due to injury...At No. 2 Baylor (Jan. 21), tallied 13 points and grabbed four rebounds in a career-high 31 minutes...Connected on four three-pointers and led West Virginia with 16 points against Iowa State (Feb. 4)...Shot a career-high 80 percent from 3-point range (4-of-5) and scored 12 points vs. Oklahoma State (Feb. 11)...Made four triples and finished with 14 points and matched a career-high three steals in the win over No. 24 K-State (Feb. 15)...Grabbed a rebound and dished out an assist at Iowa State (Feb. 18).

## Katrina Pardee 2016-17 Game-By-Game

Opponent	Date	gs	min	Total		3-Pointers		Free throws		Rebounds					pts	avg					
				fg-fga	pct	3fg-fga	pct	ft-fga	pct	off	def	tot	avg	pf			a	t/o	blk	stl	
CHARLESTON SOUTHER	11-12-16	*	16	3-5	.600	2-4	.500	0-0	.000	0	0	0	0.0	4	1	0	0	0	8	8.0	
HOWARD	11-15-16	*	20	1-2	.500	0-0	.000	2-4	.500	0	1	1	0.5	3	0	1	0	1	4	6.0	
COPPIN STATE	11-19-16	*	29	6-12	.500	3-7	.429	2-2	1.000	0	6	6	2.3	2	2	1	1	0	17	9.7	
vs North Carolina A&T	11-22-16	*	21	3-7	.429	2-5	.400	0-0	.000	0	2	2	2.3	1	0	0	2	0	8	9.3	
vs East Carolina	11-23-16	*	27	3-9	.333	3-7	.429	1-2	.500	1	1	2	2.2	1	1	1	0	1	10	9.4	
vs Auburn	11-24-16	*	14	1-3	.333	1-2	.500	0-0	.000	0	1	1	2.0	2	0	5	0	1	3	8.3	
HIGH POINT	11-27-16	*	25	4-9	.444	1-3	.333	0-0	.000	1	1	2	2.0	0	0	0	0	2	9	8.4	
MOREHEAD STATE	11-30-16	*	25	2-8	.250	2-4	.500	3-4	.750	0	5	5	2.4	3	2	3	0	1	9	8.5	
OLE MISS	12-4-16	*	17	1-5	.200	0-2	.000	0-0	.000	1	2	3	2.4	2	0	1	0	0	2	7.8	
USC UPSTATE	12-10-16	*	18	4-9	.444	1-6	.167	0-0	.000	1	2	3	2.5	2	2	1	0	0	9	7.9	
LONGWOOD	12-17-16	*	21	2-9	.222	2-6	.333	0-0	.000	1	1	2	2.5	3	10	0	0	1	6	7.7	
MOUNT ST. MARY'S	12-21-16	*	18	2-5	.400	1-2	.500	0-0	.000	1	1	2	2.4	2	0	0	0	1	5	7.5	
at Kansas State	1-1-17		13	0-3	.000	0-2	.000	0-0	.000	0	2	2	2.4	2	1	4	0	0	0	6.9	
BAYLOR	1-4-17	*	18	1-4	.250	1-2	.500	0-0	.000	1	1	2	2.4	1	0	1	0	1	3	6.6	
OKLAHOMA	1-8-17	*	19	4-8	.500	2-5	.400	0-0	.000	0	0	0	2.2	3	0	3	0	2	10	6.9	
at Texas Tech	1-11-17	*	18	4-8	.500	2-4	.500	0-0	.000	2	0	2	2.2	1	0	1	0	0	10	7.1	
TEXAS	1-14-17	*	26	0-2	.000	0-1	.000	0-0	.000	1	1	2	2.2	3	0	3	0	1	0	6.6	
at Kansas	1-18-17	*	19	0-5	.000	0-3	.000	0-0	.000	0	0	0	2.1	1	0	3	0	3	0	6.3	
at Baylor	1-21-17	*	31	6-10	.600	1-4	.250	0-0	.000	0	4	4	2.2	2	2	0	0	0	13	6.6	
TEXAS TECH	1-25-17	*	25	3-5	.600	3-5	.600	0-0	.000	0	1	1	2.1	2	2	2	0	0	9	6.8	
at Texas	1-29-17	*	30	2-5	.400	2-3	.667	0-0	.000	1	0	1	2.0	2	0	2	0	1	6	6.7	
IOWA STATE	2-4-17	*	27	4-13	.308	4-10	.400	4-4	1.000	2	3	5	2.2	1	0	0	0	1	16	7.1	
at Oklahoma	2-7-17	*	25	1-8	.125	0-4	.000	2-2	1.000	0	1	1	2.1	2	1	0	0	0	4	7.0	
OKLAHOMA STATE	2-11-17	*	24	4-7	.571	4-5	.800	0-0	.000	0	0	0	2.0	1	1	0	0	1	12	7.2	
KANSAS STATE	2-15-17	*	23	5-14	.357	4-7	.571	0-0	.000	0	0	0	2.0	0	1	2	0	3	14	7.5	
at Iowa State	2-18-17	*	13	0-6	.000	0-4	.000	0-0	.000	0	1	1	1.9	2	1	1	0	0	0	7.2	
Totals			25	562	66-181	.365	41-107	.383	14-18	.778	13	37	50	1.9	48	27	35	3	21	187	7.2

Games played: 26  
 Minutes/game: 21.6  
 Points/game: 7.2  
 FG Pct: 36.5  
 3FG Pct: 38.3  
 FT Pct: 77.8

Rebounds/game: 1.9  
 Assists/game: 1.0  
 Turnovers/game: 1.3  
 Assist/turnover ratio: 0.8  
 Steals/game: 0.8  
 Blocks/game: 0.1

## Pardee's Season Highs

Points..... 17, Coppin St. (11/19/16)  
 Minutes..... 31, at Baylor (1/21/17)  
 FGM..... 6, 2x, at Baylor (1/21/17)  
 FGA..... 14, Kansas State (2/15/17)  
 FG% .....60.0%, 3x, last, Texas Tech (1/25/17)  
 3FGM.....4, 3x, last, Kansas State (2/15/17)  
 3FGA ..... 10, Iowa State (2/4/17)  
 3FG% ..... 80.0%, Oklahoma State (2/11/17)  
 FTM .....4, Iowa State (2/4/17)  
 FTA .....4, 3x, last, Iowa State (2/4/17)  
 FT% ..... 100.0%, 3x, at Oklahoma (2/7/17)  
 Rebounds ..... 6, Coppin St. (11/19/16)  
 Assists ..... 10, Longwood (12/17/16)  
 Turnovers .....5, vs. Auburn (11/24/16)  
 Blocks.....2, vs. NC A&T (11/22/16)  
 Steals..... 3, 2x, Kansas State (2/15/17)

## Pardee's Career Highs

Points..... 19, Fairleigh Dickinson (12/6/15)  
 Minutes..... 31, at Baylor (1/21/17)  
 FGM..... 7, Fairleigh Dickinson (12/6/15)  
 FGA.....14, 3x, last, Kansas State (2/15/17)  
 FG% .....80.0%, at Kansas (1/3/16)  
 3FGM.....4, 5x, last, Kansas State (2/15/17)  
 3FGA..... 9, Delaware State (11/14/15)  
 3FG% ..... 80.0%, Oklahoma State (2/11/17)  
 FTM .....4, Iowa State (2/4/17)  
 FTA .....4, 3x, last, Iowa State (2/4/17)  
 FT% .100.0%, 10x, last, at Oklahoma (2/7/17)  
 Rebounds ..... 6, Coppin St. (11/19/16)  
 Assists ..... 10, Longwood (12/17/16)  
 Turnovers .....5, vs. Auburn (11/24/16)  
 Blocks.....2, vs. NC A&T (11/22/16)  
 Steals..... 3, 2x, Kansas State (2/15/17)

## Katrina Pardee Conference Statistical Totals

Season	gp-gs	min/avg	Total		3-Point		F-Throws		Rebounds					Scoring						
			fg-fga	pct	fg-fga	pct	ft-fga	pct	off	def	tot	avg	pf	fo	ast	to	blk	stl	pts	avg
2015-16	18-18	222/12.3	30-91	.330	14-49	.286	6-6	1.000	11	22	33	1.8	24	1	12	18	0	9	80	4.4
2016-17	14-13	311/22.2	34-98	.347	23-59	.390	6-6	1.000	7	14	21	1.5	23	0	9	22	0	13	97	6.9
TOTAL	32-31	533/16.7	64-189	.339	37-108	.343	12-12	1.000	18	36	54	1.7	47	1	21	40	0	22	177	5.5

## Katrina Pardee Career Statistical Totals

Season	gp-gs	min/avg	Total		3-Point		F-Throws		Rebounds					Scoring						
			fg-fga	pct	fg-fga	pct	ft-fga	pct	off	def	tot	avg	pf	fo	ast	to	blk	stl	pts	avg
2015-16	35-35	498/14.2	75-225	.333	39-136	.287	18-21	.857	20	48	68	1.9	55	2	31	36	0	16	207	5.9
2016-17	26-25	562/21.6	66-181	.365	41-107	.383	14-18	.778	13	37	50	1.9	48	0	27	35	3	21	187	7.2
TOTAL	61-60	1060/17.4	141-406	.347	80-243	.329	32-39	.821	33	85	118	1.9	103	2	58	71	3	37	394	6.5



# CHANIA RAY

Guard • 5-8 • Jr. • Alexandria, Va. • Florida State

Major: Criminology • Co-Captain • Academic All-Big 12 Second Team

**2016-17 Highlights:** Dished out a personal-best 11 assists and scored six points in the season-opening win over Charleston Southern (Nov. 12)...Made six three-pointers, which is tied for third in a single-game for a WVU junior, and finished with a career-high 23 points and seven assists at Kansas State (Jan. 1)...Named Big 12 Co-Player of the Week (Jan. 2)...Netted 12 points, three assists and two rebounds vs. No. 16 Texas (Jan. 16)...Had six points and dished out five assists at Oklahoma (Feb. 7)...Registered first career double-double with 14 points and 10 assists in the win over No. 24 Kansas State (Feb. 15)...Paced the Mountaineers with seven assists, grabbed six rebounds and scored five points at Iowa State (Feb. 18).

## Chania Ray 2016-17 Game-By-Game

Opponent	Date	gs	min	Total		3-Pointers		Free Throws		Rebounds					pts	avg					
				fg-fga	pct	3fg-fga	pct	ft-fga	pct	off	def	tot	avg	pf			fo	ast	to	blk	stl
CHARLESTON SOUTHER	11-12-16	*	33	1-6	.167	0-3	.000	4-6	.667	1	3	4	4.0	2	11	4	0	2	6	6.0	
HOWARD	11-15-16	*	36	7-14	.500	3-7	.429	0-0	.000	0	4	4	4.0	1	5	3	0	5	17	11.5	
COPPIN STATE	11-19-16	*	36	1-5	.200	1-4	.250	4-6	.667	1	6	7	5.0	1	8	3	1	3	7	10.0	
vs North Carolina A&T	11-22-16	*	35	3-10	.300	0-2	.000	3-3	1.000	0	4	4	4.8	1	6	7	0	0	9	9.8	
vs East Carolina	11-23-16	*	36	3-9	.333	1-5	.200	2-2	1.000	1	4	5	4.8	3	4	4	0	2	9	9.6	
vs Auburn	11-24-16	*	39	0-4	.000	0-3	.000	2-2	1.000	0	5	5	4.8	3	4	4	0	0	2	8.3	
HIGH POINT	11-27-16	*	34	2-5	.400	2-3	.667	0-0	.000	0	2	2	4.4	3	8	3	0	4	6	8.0	
MOREHEAD STATE	11-30-16	*	29	3-6	.500	2-3	.667	0-0	.000	0	2	2	4.1	2	4	2	0	2	8	8.0	
OLE MISS	12-4-16	*	29	1-3	.333	0-2	.000	2-4	.500	0	2	2	3.9	4	4	4	0	0	4	7.6	
USC UPSTATE	12-10-16	*	27	4-6	.667	1-2	.500	0-0	.000	0	4	4	3.9	0	7	4	1	4	9	7.7	
LONGWOOD	12-17-16	*	24	3-6	.500	2-4	.500	0-0	.000	0	3	3	3.8	2	3	3	0	0	8	7.7	
MOUNT ST. MARY'S	12-21-16	*	34	2-10	.200	0-3	.000	4-4	1.000	0	6	6	4.0	1	6	2	1	3	8	7.8	
at TCU	12-29-16	*	39	4-10	.400	1-4	.250	8-8	1.000	0	6	6	4.2	1	9	3	0	6	17	8.5	
at Kansas State	1-1-17	*	37	7-17	.412	6-10	.600	3-4	.750	0	4	4	4.1	4	7	3	0	2	23	9.5	
BAYLOR	1-4-17	*	38	3-14	.214	0-5	.000	3-4	.750	1	5	6	4.3	4	8	4	0	1	9	9.5	
OKLAHOMA	1-8-17	*	27	1-3	.333	1-2	.500	3-4	.750	0	2	2	4.1	4	10	1	0	1	6	9.3	
at Texas Tech	1-11-17	*	38	1-7	.143	0-4	.000	1-2	.500	0	5	5	4.2	2	8	2	0	0	3	8.9	
TEXAS	1-14-17	*	32	4-12	.333	0-3	.000	4-4	1.000	1	1	2	4.1	5	3	3	0	0	12	9.1	
at Kansas	1-18-17	*	34	2-4	.500	1-3	.333	2-2	1.000	0	2	2	3.9	3	3	7	0	2	7	8.9	
at Baylor	1-21-17	*	38	5-14	.357	1-3	.333	0-0	.000	0	3	3	3.9	4	5	4	0	3	11	9.1	
TEXAS TECH	1-25-17	*	30	4-6	.667	1-2	.500	3-4	.750	0	6	6	4.0	4	2	2	0	2	12	9.2	
at Texas	1-29-17	*	25	2-6	.333	0-1	.000	3-4	.750	0	3	3	4.0	3	3	5	0	4	7	9.1	
IOWA STATE	2-4-17	*	37	2-9	.222	1-5	.200	1-1	1.000	0	2	2	3.9	4	2	4	0	0	6	9.0	
at Oklahoma	2-7-17	*	44	2-10	.200	2-7	.286	0-0	.000	0	3	3	3.8	5	5	3	1	2	6	8.8	
OKLAHOMA STATE	2-11-17	*	36	2-8	.250	1-6	.167	0-0	.000	0	4	4	3.8	1	7	2	0	0	5	8.7	
KANSAS STATE	2-15-17	*	36	4-9	.444	2-6	.333	4-4	1.000	1	1	2	3.8	1	10	5	0	1	14	8.9	
at Iowa State	2-18-17	*	40	2-9	.222	1-5	.200	0-0	.000	2	4	6	3.9	4	7	5	0	1	5	8.7	
Totals			27	923	75-222	.338	30-107	.280	56-68	.824	8	96	104	3.9	72	159	96	4	50	236	8.7

Games played: 27  
Minutes/game: 34.2  
Points/game: 8.7  
FG Pct: 33.8  
3FG Pct: 28.0  
FT Pct: 82.4

Rebounds/game: 3.9  
Assists/game: 5.9  
Turnovers/game: 3.6  
Assist/turnover ratio: 1.7  
Steals/game: 1.9  
Blocks/game: 0.1

## Chania Ray Conference Statistical Totals

Season	gp-gs	min/avg	Total		3-Point		F-Throws		Rebounds					Scoring						
			fg-fga	pct	fg-fga	pct	ft-fga	pct	off	def	tot	avg	pf	fo	ast	to	blk	stl	pts	avg
2015-16	18-17	315/17.5	24-73	.329	9-36	.250	16-32	.500	9	27	36	2.0	39	1	40	42	1	14	73	4.1
2016-17	15-15	531/35.4	45-138	.326	18-66	.273	35-41	.854	5	51	56	3.7	49	2	89	53	1	25	143	9.5
TOTAL	33-32	846/25.6	69-211	.327	27-102	.265	51-73	.699	14	78	92	2.8	88	3	129	95	2	39	216	6.5

## Chania Ray Career Statistical Totals

Season	gp-gs	min/avg	Total		3-Point		F-Throws		Rebounds					Scoring						
			fg-fga	pct	fg-fga	pct	ft-fga	pct	off	def	tot	avg	pf	fo	ast	to	blk	stl	pts	avg
2015-16	25-24	472/18.9	35-115	.304	16-59	.271	29-49	.592	10	39	49	2.0	54	1	56	63	2	22	115	4.6
2016-17	27-27	923/34.2	75-222	.338	30-107	.280	56-68	.824	8	96	104	3.9	72	2	159	96	4	50	236	8.7
TOTAL	52-51	1395/26.8	110-337	.326	46-166	.277	85-117	.726	18	135	153	2.9	126	3	215	159	6	72	351	6.8

## Ray's Season Highs

Points..... 23, at K-State (1/1/17)  
Minutes..... 44, at Oklahoma (2/7/17)  
FGM..... 7, 2x, last, at K-State (1/1/17)  
FGA..... 17, at K-State (1/1/17)  
FG% ..... 66.7%, 2x, last, Texas Tech (1/25/17)  
3FGM..... 6, at K-State (1/1/17)  
3FGA..... 10, at K-State (1/1/17)  
3FG% ... 66.7%, 2x, last, Morehead St. (11/30/16)  
FTM ..... 8, at TCU (12/29/16)  
FTA ..... 8, at TCU (12/29/16)  
FT% ... 100.0%, 9x, last, Kansas State (2/15/17)  
Rebounds ..... 7, Coppin St. (11/19/16)  
Assists .... 11, Charleston Southern (11/12/16)  
Turnovers ..... 7, 2x, last, at Kansas (1/18/17)  
Blocks..... 1, 5x, last, at Oklahoma (2/7/17)  
Steals..... 6, at TCU (12/29/16)

## Ray's Career Highs

Points..... 23, at K-State (1/1/17)  
Minutes..... 39, 2x, last, at TCU (12/29/16)  
FGM..... 7, 2x, last, at K-State (1/1/17)  
FGA..... 17, at K-State (1/1/17)  
FG% . 100.0%, 2x, last, Kansas State (2/6/16)  
3FGM..... 6, at K-State (1/1/17)  
3FGA..... 10, at K-State (1/1/17)  
3FG% ..... 100.0%, 2x, last vs. Texas (3/6/16)  
FTM ..... 8, at TCU (12/29/16)  
FTA ..... 8, at TCU (12/29/16)  
FT% ... 100.0%, 12x, last, Kansas State (2/15/17)  
Rebounds ..... 7, Coppin St. (11/19/16)  
Assists .... 11, Charleston Southern (11/12/16)  
Turnovers ..... 7, 2x, last, at Kansas (1/18/17)  
Blocks..... 1, 7x, last, at Oklahoma (2/7/17)  
Steals..... 6, at TCU (12/29/16)

\* - WVU career-highs only

## Ray's 20-Point Games (1)

23..... at Kansas State (1/1/17)





# DESIREE RHODES

Post • 6-1 • Sr. • Aurora, Ill. • Wabash Valley College

Major: Sociology and Anthropology • Academic All-Big 12 Second Team

**2016-17 Highlights:** Grabbed a career-high 12 rebounds and made two free throws in the season-opening win over Charleston Southern (Nov. 12)...Snatched four rebounds, dished out an assist and blocked a shot in 14 minutes vs. Howard (Nov. 15)...Made a field goal, blocked a career-best three shots and grabbed three rebounds vs. Coppin State (Nov. 19)...Registered a career-high six points and grabbed six rebounds vs. North Carolina A&T (Nov. 22)...Matched career high with three field goals and six points in WVU's victory over Ole Miss on Dec. 4...Led WVU with nine rebounds in the win over Longwood (Dec. 17)...Grabbed five rebounds, blocked two shots and registered two steals at Oklahoma (Feb. 7)...Corralled a rebound and blocked a shot in five minutes vs. K-State (Feb. 15)...Played one minute at Iowa State (Feb. 18).

## Desiree Rhodes 2016-17 Game-By-Game

Opponent	Date	gs	min	Total		3-Pointers		Free throws		Rebounds				pf	a	t/o	blk	stl	pts	avg
				fg-fga	pct	3fg-fga	pct	ft-fita	pct	off	def	tot	avg							
CHARLESTON SOUTHERN	11-12-16	18	0-3	.000	0-1	.000	2-4	.500	3	9	12	12.0	0	0	3	0	1	2	2.0	
HOWARD	11-15-16	14	0-1	.000	0-0	.000	0-0	.000	2	2	4	8.0	2	1	3	1	0	0	1.0	
COPPIN STATE	11-19-16	15	1-1	1.000	0-0	.000	0-0	.000	1	2	3	6.3	2	1	1	3	0	2	1.3	
vs North Carolina A&T	11-22-16	23	3-6	.500	0-0	.000	0-2	.000	2	4	6	6.3	4	0	1	0	1	6	2.5	
vs East Carolina	11-23-16	15	0-2	.000	0-0	.000	0-0	.000	2	3	5	6.0	1	0	1	0	0	2.0		
vs Auburn	11-24-16	7	0-0	.000	0-0	.000	0-0	.000	0	1	1	5.2	3	0	1	0	0	1.7		
HIGH POINT	11-27-16	5	0-0	.000	0-0	.000	1-2	.500	0	1	1	4.6	1	0	0	0	0	1.6		
MOREHEAD STATE	11-30-16	6	0-0	.000	0-0	.000	0-0	.000	0	0	0	4.0	1	0	0	2	0	1.4		
OLE MISS	12-4-16	18	3-5	.600	0-0	.000	0-0	.000	2	3	5	4.1	3	0	1	1	0	6	1.9	
USC UPSTATE	12-10-16	8	1-1	1.000	0-0	.000	0-0	.000	0	3	3	4.0	0	0	0	0	0	2	1.9	
LONGWOOD	12-17-16	15	0-2	.000	0-0	.000	0-0	.000	3	6	9	4.5	1	0	2	1	1	0	1.7	
MOUNT ST. MARYS	12-21-16	13	0-0	.000	0-0	.000	0-2	.000	2	1	3	4.3	3	1	0	1	1	0	1.6	
at TCU	12-29-16	14	0-0	.000	0-0	.000	0-0	.000	1	1	2	4.2	4	1	3	1	0	0	1.5	
at Kansas State	1-1-17	14	0-0	.000	0-0	.000	0-0	.000	0	1	1	3.9	1	0	0	0	0	0	1.4	
BAYLOR	1-4-17	5	0-0	.000	0-0	.000	0-0	.000	0	0	0	3.7	1	0	0	0	0	0	1.3	
OKLAHOMA	1-8-17	1	0-0	.000	0-0	.000	0-2	.000	0	0	0	3.4	0	0	0	0	0	0	1.2	
at Baylor	1-21-17	7	0-0	.000	0-0	.000	0-0	.000	1	1	2	3.4	1	0	1	0	0	0	1.1	
at Texas	1-29-17	12	2-5	.400	0-0	.000	0-1	.000	2	1	3	3.3	1	0	1	1	0	4	1.3	
at Oklahoma	2-7-17	26	0-3	.000	0-1	.000	0-0	.000	2	3	5	3.4	4	1	1	2	2	0	1.2	
OKLAHOMA STATE	2-11-17	1	0-0	.000	0-0	.000	0-0	.000	0	0	0	3.3	0	0	0	0	0	0	1.2	
KANSAS STATE	2-15-17	5	0-1	.000	0-0	.000	0-0	.000	0	1	1	3.1	0	0	1	0	1	0	1.1	
at Iowa State	2-18-17	1	0-0	.000	0-0	.000	0-0	.000	0	0	0	3.0	0	0	0	0	0	0	1.0	
<b>Totals</b>		<b>0</b>	<b>243</b>	<b>10-30</b>	<b>.333</b>	<b>0-2</b>	<b>.000</b>	<b>3-13</b>	<b>.231</b>	<b>23</b>	<b>43</b>	<b>66</b>	<b>3.0</b>	<b>34</b>	<b>5</b>	<b>19</b>	<b>14</b>	<b>6</b>	<b>23</b>	<b>1.0</b>

Games played: 22  
 Minutes/game: 11.0  
 Points/game: 1.0  
 FG Pct: 33.3  
 3FG Pct: 0.0  
 FT Pct: 23.1

Rebounds/game: 3.0  
 Assists/game: 0.2  
 Turnovers/game: 0.9  
 Assist/turnover ratio: 0.3  
 Steals/game: 0.3  
 Blocks/game: 0.6

## Rhodes' Season Highs

Points.....6, 2x, last, Ole Miss (12/4/16)  
 Minutes.....25, at Oklahoma (2/7/17)  
 FGM.....3, 2x, last, Ole Miss (12/4/16)  
 FGA.....5, 4x, last, Iowa State (2/4/17)  
 FG% ..100.0%, 2x, last, USC Upstate (12/10/16)  
 3FGM.....N/A  
 3FGA.....1, 2x, last, at Oklahoma (2/7/17)  
 3FG% .....N/A  
 FTM .....2, Charleston Southern (11/12/16)  
 FTA .....4, Charleston Southern (11/12/16)  
 FT% ....50.0%, 2x, last, High Point (11/27/16)  
 Rebounds...12, Charleston Southern (11/12/16)  
 Assists .....1, 5x, last, at Oklahoma (2/7/17)  
 Turnovers.....3, 3x, last, at TCU (12/29/16)  
 Blocks.....3, Coppin St. (11/19/16)  
 Steals.....2, at Oklahoma (2/7/17)

## Rhodes' Career Highs

Points.....6, 2x, last, Ole Miss (12/4/16)  
 Minutes.....25, at Oklahoma (2/7/17)  
 FGM.....3, 2x, last, Ole Miss (12/4/16)  
 FGA.....5, 4x, last, Iowa State (2/4/17)  
 FG% ...100.0%, 5x, last, USC Upstate (12/10/16)  
 3FGM.....1, at Kansas (1/3/16)  
 3FGA.....1, 3x, last, at Oklahoma (2/7/17)  
 3FG% .....100.0%, at Kansas (1/3/16)  
 FTM .....2, Charleston Southern (11/12/16)  
 FTA .....4, Charleston Southern (11/12/16)  
 FT% ....50.0%, 2x, last, High Point (11/27/16)  
 Rebounds...12, Charleston Southern (11/12/16)  
 Assists .....1, 8x, last, at Oklahoma (2/7/17)  
 Turnovers.....3, 3x, last, at TCU (12/29/16)  
 Blocks.....3, Coppin St. (11/19/16)  
 Steals.....4, at Kansas (1/3/16)

## Desiree Rhodes Conference Statistical Totals

Season	gp-gs	min/avg	Total		3-Point		F-Throws		Rebounds				Scoring							
			fg-fga	pct	fg-fga	pct	ft-fita	pct	off	def	tot	avg	pf	fo	ast	to	blk	stl	pts	avg
2015-16	12-0	85/7.1	5-8	.625	1-1	1.000	1-2	.500	7	16	23	1.9	10	1	2	2	2	4	12	1.0
2016-17	10-0	86/8.6	2-9	.222	0-1	.000	0-3	.000	6	8	14	1.4	13	0	2	6	5	2	4	0.4
<b>TOTAL</b>	<b>22-0</b>	<b>171/7.8</b>	<b>7-17</b>	<b>.412</b>	<b>1-2</b>	<b>.500</b>	<b>1-5</b>	<b>.200</b>	<b>13</b>	<b>24</b>	<b>37</b>	<b>1.7</b>	<b>23</b>	<b>1</b>	<b>4</b>	<b>8</b>	<b>7</b>	<b>6</b>	<b>16</b>	<b>0.7</b>

## Desiree Rhodes Career Statistical Totals

Season	gp-gs	min/avg	Total		3-Point		F-Throws		Rebounds				Scoring							
			fg-fga	pct	fg-fga	pct	ft-fita	pct	off	def	tot	avg	pf	fo	ast	to	blk	stl	pts	avg
2015-16	21-0	125/6.0	9-15	.600	1-1	1.000	2-6	.333	11	25	36	1.7	18	1	3	6	4	4	21	1.0
2016-17	22-0	243/11.0	10-30	.333	0-2	.000	3-13	.231	23	43	66	3.0	34	0	5	19	14	6	23	1.0
<b>TOTAL</b>	<b>43-0</b>	<b>368/8.6</b>	<b>19-45</b>	<b>.422</b>	<b>1-3</b>	<b>.333</b>	<b>5-19</b>	<b>.263</b>	<b>34</b>	<b>68</b>	<b>102</b>	<b>2.4</b>	<b>52</b>	<b>1</b>	<b>8</b>	<b>25</b>	<b>18</b>	<b>10</b>	<b>44</b>	<b>1.0</b>



# MARLENA SCHMIDT

Forward • 6-6 • R-Fr. • Eighty Four, Pa. • Ringgold

Major: Undergraduate Studies • Big 12 Commissioner's Honor Roll

**2016-17 Highlights:** Made her collegiate debut against Morehead State (Nov. 30), logging one minute of action...Registered a rebound in seven minutes played against USC Upstate (Dec. 10)...Grabbed a rebound in the win over Longwood (Dec. 17)...Netted two rebounds in six minutes against Mount St. Mary's (Dec. 21)...Played two minutes vs. Iowa State (Feb. 4)...Saw a minute of action against Oklahoma State (Feb. 11).

## Marlena Schmidt 2016-17 Game-By-Game

Opponent	Date	gs	min	Total		3-Pointers		Free throws		Rebounds				pf	a	t/o	blk	stl	pts	avg
				fg-fga	pct	3fg-fga	pct	ft-fa	pct	off	def	tot	avg							
MOREHEAD STATE	11-30-16	1	0-0	.000	0-0	.000	0-0	.000	0	0	0	0.0	0	0	0	0	0	0	0	0.0
USC UPSTATE	12-10-16	7	0-1	.000	0-0	.000	0-0	.000	0	1	1	0.5	1	0	0	0	0	0	0.0	
LONGWOOD	12-17-16	1	0-0	.000	0-0	.000	0-0	.000	0	1	1	0.7	0	0	0	0	0	0	0.0	
MOUNT ST. MARY'S	12-21-16	6	0-0	.000	0-0	.000	0-0	.000	1	1	2	1.0	0	0	1	0	0	0	0.0	
IOWA STATE	2-4-17	2	0-0	.000	0-0	.000	0-0	.000	0	0	0	0.8	0	0	0	0	0	0	0.0	
OKLAHOMA STATE	2-11-17	1	0-0	.000	0-0	.000	0-0	.000	0	0	0	0.7	1	0	0	0	0	0	0.0	
<b>Totals</b>		<b>0</b>	<b>18</b>	<b>0-1</b>	<b>.000</b>	<b>0-0</b>	<b>.000</b>	<b>0-0</b>	<b>.000</b>	<b>1</b>	<b>3</b>	<b>4</b>	<b>0.7</b>	<b>2</b>	<b>0</b>	<b>1</b>	<b>0</b>	<b>0</b>	<b>0</b>	<b>0.0</b>

Games played: 6  
Minutes/game: 3.0  
FG Pct: 0.0

Rebounds/game: 0.7  
Turnovers/game: 0.2

## Schmidt's Season Highs

Points.....	N/A
Minutes.....	7, USC Upstate (12/10/16)
FGM.....	N/A
FGA.....	1, USC Upstate (12/10/16)
FG%.....	N/A
3FGM.....	N/A
3FGA.....	N/A
3FG%.....	N/A
FTM.....	N/A
FTA.....	N/A
FT%.....	N/A
Rebounds.....	2, Mount St. Mary's (12/21/16)
Assists.....	N/A
Turnovers.....	1, Mount St. Mary's (12/21/16)
Blocks.....	N/A
Steals.....	N/A

## Schmidt's Career Highs

Points.....	N/A
Minutes.....	7, USC Upstate (12/10/16)
FGM.....	N/A
FGA.....	1, USC Upstate (12/10/16)
FG%.....	N/A
3FGM.....	N/A
3FGA.....	N/A
3FG%.....	N/A
FTM.....	N/A
FTA.....	N/A
FT%.....	N/A
Rebounds.....	2, Mount St. Mary's (12/21/16)
Assists.....	N/A
Turnovers.....	1, Mount St. Mary's (12/21/16)
Blocks.....	N/A
Steals.....	N/A

## Marlena Schmidt Conference Statistical Totals

## Marlena Schmidt Career Statistical Totals

Season	gp-gs	min/avg	Total		3-Point		F-Throws		Rebounds				pf	fo	ast	to	blk	stl	Scoring		
			fg-fga	pct	fg-fga	pct	ft-fa	pct	off	def	tot	avg							pts	avg	
2016-17	6-0	18/3.0	0-1	.000	0-0	.000	0-0	.000	1	3	4	0.7	2	0	0	1	0	0	0	0	0.0
<b>TOTAL</b>	<b>6-0</b>	<b>18/3.0</b>	<b>0-1</b>	<b>.000</b>	<b>0-0</b>	<b>.000</b>	<b>0-0</b>	<b>.000</b>	<b>1</b>	<b>3</b>	<b>4</b>	<b>0.7</b>	<b>2</b>	<b>0</b>	<b>0</b>	<b>1</b>	<b>0</b>	<b>0</b>	<b>0</b>	<b>0</b>	<b>0.0</b>



# NIA STAPLES

Guard • 5-9 • Fr. • Cincinnati, Ohio • Lakota West

Major: Sport and Exercise Psychology • Big 12 Commissioner's Honor Roll

**Prior to WVU:** Lettered four years at Lakota West High in Cincinnati, Ohio, under coach Andy Fishman...Rated as the nation's No. 27 point guard by ESPN HoopGurlz...Finished her high school career with 1,270 points, 400 rebounds, 209 steals and a program-record 268 assists...Guided Lakota West to a 93-13 record during her four years; including a 38-game win streak... Averaged 16.9 points, 5.5 rebounds, 2.5 steals and 2.4 assists per game as a senior...Shot at a 51.6 percent clip from the field and 37.1 percent from behind the three-point line as a senior...Selected as the 2016 Associated Press Ohio co-Player of the Year...Tabbed the 2016 Sportswoman of the Year by the Ohio-Northern Kentucky Women's Sports Association...Selected as the Cincinnati Enquirer's 2016 Girl's Basketball Player of the Year...2016 Greater Miami Conference Player of the Year.

## Nia Staples 2016-17 Game-By-Game

### Staples' Season Highs

Points.....	.....
Minutes.....	.....
FGM.....	.....
FGA.....	.....
FG% .....	.....
3FGM.....	.....
3FGA.....	.....
3FG% .....	.....
FTM .....	.....
FTA .....	.....
FT% .....	.....
Rebounds .....	.....
Assists .....	.....
Turnovers.....	.....
Blocks.....	.....
Steals.....	.....

### Staples' Career Highs

Points.....	.....
Minutes.....	.....
FGM.....	.....
FGA.....	.....
FG% .....	.....
3FGM.....	.....
3FGA.....	.....
3FG% .....	.....
FTM .....	.....
FTA .....	.....
FT% .....	.....
Rebounds .....	.....
Assists .....	.....
Turnovers.....	.....
Blocks.....	.....
Steals.....	.....

## Nia Staples Conference Statistical Totals

## Nia Staples Career Statistical Totals



# BAILEY THOMAS

Guard • 5-9 • Fr. • Rochester Hills, Mich. • Centennial (Nev.)

Major: Multidisciplinary Studies • Big 12 Commissioner's Honor Roll

**2016-17 Highlights:** Connected on a three-pointer and collected a steal in her collegiate debut against Charleston Southern (Nov. 12)...Made two free throws in the win vs. Howard (Nov. 15)...Had a pair of steals in nine minutes of action against Coppin State (Nov. 19)...Handed out an assist in three minutes against Morehead State (Nov. 30)...Collected a steal in seven minutes played vs. USC Upstate (Dec. 10)...Scored four points, dished out two assists, grabbed a rebound, blocked a shot and collected a steal in eight minutes vs. Longwood (Dec. 17)...Made a free throw in 10 minutes against Mount St. Mary's (Dec. 21)...Logged two minutes against Baylor (Jan. 4)...Saw less than a minute of action against Oklahoma (Jan. 8)...Played one minute vs. Iowa State (Feb. 4)...Logged one minute against Oklahoma State (Feb. 11)...Played one minute at Iowa State.

## Bailey Thomas 2016-17 Game-By-Game

Opponent	Date	gs	min	Total		3-Pointers		Free throws		Rebounds					pts	avg				
				fg-fga	pct	3fg-fga	pct	ft-fa	pct	off	def	tot	avg	pf			a	t/o	blk	stl
CHARLESTON SOUTHER	11-12-16	9	1-4	.250	1-3	.333	0-0	.000	1	0	1	1.0	2	0	0	1	3	3.0		
HOWARD	11-15-16	5	0-0	.000	0-0	.000	2-2	1.000	0	0	0	0.5	0	0	0	2	2.5			
COPPIN STATE	11-19-16	9	0-2	.000	0-2	.000	0-0	.000	0	0	0	0.3	3	0	1	0	1.7			
MOREHEAD STATE	11-30-16	3	0-0	.000	0-0	.000	0-0	.000	0	0	0	0.3	1	1	0	0	1.3			
USC UPSTATE	12-10-16	7	0-1	.000	0-1	.000	0-0	.000	0	0	0	0.2	0	0	0	1	1.0			
LONGWOOD	12-17-16	8	1-4	.250	0-2	.000	2-2	1.000	0	1	1	0.3	1	2	0	1	1.5			
MOUNT ST. MARY'S	12-21-16	10	0-0	.000	0-0	.000	1-2	.500	0	0	0	0.3	1	0	0	0	1.4			
BAYLOR	1-4-17	2	0-0	.000	0-0	.000	0-0	.000	0	0	0	0.3	0	0	0	0	1.3			
OKLAHOMA	1-8-17	0	0-0	.000	0-0	.000	0-0	.000	0	0	0	0.2	0	0	0	0	1.1			
IOWA STATE	2-4-17	1	0-0	.000	0-0	.000	0-0	.000	0	0	0	0.2	0	0	0	0	1.0			
OKLAHOMA STATE	2-11-17	1	0-0	.000	0-0	.000	0-0	.000	0	0	0	0.2	0	0	0	0	0.9			
at Iowa State	2-18-17	1	0-1	.000	0-0	.000	0-0	.000	0	0	0	0.2	0	0	0	0	0.8			
<b>Totals</b>		<b>0</b>	<b>56</b>	<b>2-12</b>	<b>.167</b>	<b>1-8</b>	<b>.125</b>	<b>5-6</b>	<b>.833</b>	<b>1</b>	<b>1</b>	<b>2</b>	<b>0.2</b>	<b>8</b>	<b>3</b>	<b>1</b>	<b>1</b>	<b>5</b>	<b>10</b>	<b>0.8</b>

Games played: 12  
 Minutes/game: 4.7  
 Points/game: 0.8  
 FG Pct: 16.7  
 3FG Pct: 12.5  
 FT Pct: 83.3

Rebounds/game: 0.2  
 Assists/game: 0.3  
 Turnovers/game: 0.1  
 Assist/turnover ratio: 3.0  
 Steals/game: 0.4  
 Blocks/game: 0.1

## Thomas' Season Highs

Points..... 4, Longwood (12/17/16)  
 Minutes..... 10, Mount St. Mary's (12/21/16)  
 FGM..... 1, 2x, last, Longwood (12/17/16)  
 FGA..... 4, 2x, last, Longwood (12/17/16)  
 FG% .... 25.0%, 2x, last, Longwood (12/17/16)  
 3FGM..... 1, Charleston Southern (11/12/16)  
 3FGA..... 3, Charleston Southern (11/12/16)  
 3FG% ...33.3%, Charleston Southern (11/12/16)  
 FTM ..... 2, 2x, last, Longwood (12/17/16)  
 FTA ... 2, 3x, last, Mount St. Mary's (12/21/16)  
 FT% .. 100.0%, 2x, last, Longwood (12/17/16)  
 Rebounds .... 1, 2x, last, Longwood (12/17/16)  
 Assists ..... 2, Longwood (12/17/16)  
 Turnovers ..... 1, Coppin St. (11/19/16)  
 Blocks..... 1, Longwood (12/17/16)  
 Steals..... 2, Coppin St. (11/19/16)

## Thomas' Career Highs

Points..... 4, Longwood (12/17/16)  
 Minutes..... 10, Mount St. Mary's (12/21/16)  
 FGM..... 1, 2x, last, Longwood (12/17/16)  
 FGA..... 4, 2x, last, Longwood (12/17/16)  
 FG% .... 25.0%, 2x, last, Longwood (12/17/16)  
 3FGM..... 1, Charleston Southern (11/12/16)  
 3FGA..... 3, Charleston Southern (11/12/16)  
 3FG% ...33.3%, Charleston Southern (11/12/16)  
 FTM ..... 2, 2x, last, Longwood (12/17/16)  
 FTA ... 2, 3x, last, Mount St. Mary's (12/21/16)  
 FT% .. 100.0%, 2x, last, Longwood (12/17/16)  
 Rebounds .... 1, 2x, last, Longwood (12/17/16)  
 Assists ..... 2, Longwood (12/17/16)  
 Turnovers ..... 1, Coppin St. (11/19/16)  
 Blocks..... 1, Longwood (12/17/16)  
 Steals..... 2, Coppin St. (11/19/16)

## Bailey Thomas Conference Statistical Totals

Season	gp-gs	min/avg	Total		3-Point		F-Throws		Rebounds					Scoring						
			fg-fga	pct	fg-fga	pct	ft-fa	pct	off	def	tot	avg	pf	fo	ast	to	blk	stl	pts	avg
2016-17	5-0	5/1.0	0-1	.000	0-0	.000	0-0	.000	0	0	0	0.0	0	0	0	0	0	0	0	0.0
<b>TOTAL</b>	<b>5-0</b>	<b>5/1.0</b>	<b>0-1</b>	<b>.000</b>	<b>0-0</b>	<b>.000</b>	<b>0-0</b>	<b>.000</b>	<b>0</b>	<b>0</b>	<b>0</b>	<b>0.0</b>	<b>0</b>	<b>0</b>	<b>0</b>	<b>0</b>	<b>0</b>	<b>0</b>	<b>0</b>	<b>0.0</b>

## Bailey Thomas Career Statistical Totals

Season	gp-gs	min/avg	Total		3-Point		F-Throws		Rebounds					Scoring						
			fg-fga	pct	fg-fga	pct	ft-fa	pct	off	def	tot	avg	pf	fo	ast	to	blk	stl	pts	avg
2016-17	12-0	56/4.7	2-12	.167	1-8	.125	5-6	.833	1	1	2	0.2	8	0	3	1	1	5	10	0.8
<b>TOTAL</b>	<b>12-0</b>	<b>56/4.7</b>	<b>2-12</b>	<b>.167</b>	<b>1-8</b>	<b>.125</b>	<b>5-6</b>	<b>.833</b>	<b>1</b>	<b>1</b>	<b>2</b>	<b>0.2</b>	<b>8</b>	<b>0</b>	<b>3</b>	<b>1</b>	<b>1</b>	<b>5</b>	<b>10</b>	<b>0.8</b>





# TYNICE MARTIN

## ALL-AMERICA CANDIDATE

### PERSONAL

- **Hometown:** Atlanta, Ga.
- **Height:** 5-10
- **Class:** Sophomore
- **Position:** Guard
- **Major:** Multidisciplinary Studies

### MARTIN NOTABLES

- Team Co-Captain
- Preseason All-Big 12 Honorable Mention
- Big 12 Conference Player of the Week (Feb. 13)
- NCAA Starting Five (Feb. 14)
- 2016 Savannah Invitational MVP
- 2016 Savannah Invitational All-Tournament Team
- 2016 Big 12 Freshman of the Year
- 2016 Big 12 All-Freshman Team
- 2016 USBWA National Freshman of the Year Finalist
- 2016 Waco Tribune All-Freshman Team
- Big 12 Commissioner's Honor Roll
- Garrett Ford Academic Honor Roll

### STATISTICALLY SPEAKING

- Her 17.5 points per game are second in the Big 12.
- Averaging 2.0 steals per game, which is T-3rd in the league.
- Ranks eighth in the league with a 79.0 free throw percentage.
- Eighth in the Big 12 with 2.0 three-pointers per game.
- Has tallied 834 points and 123 assists in 62 career games.
- Ranks seventh on WVU's sophomore list with 472 points.
- Her 55 three-pointers are sixth on WVU's sophomore list.
- Reached double-figure scoring in 25 of 27 games this season
- Scored a career-high 35 points at Oklahoma (Feb. 7), ranking as the second-best single-game performance by a West Virginia sophomore
- Netted 30 points against Oklahoma State (Feb. 11), becoming the first Mountaineer since Meg Bulger in 2005 to score 30 or more points in back-to-back games
- Had first career double-double with 18 points and 11 rebounds in the win over No. 20 Oklahoma (Jan. 8).

### WHAT THEY'RE SAYING

- "She's an incredible player. She comes from a great high school program, and has really expanded her game since she's come here. She's done a great job of taking her game to a new level."  
- Ole Miss Head Coach Matt Insell

### MARTIN CAREER STATS

Season	gp-gs		Total		3-Point		F-Throws		Rebounds				Scoring										
	gp	gs	fg	fga	pct	ft	fta	pct	off	def	tot	avg	pf	fo	ast	to	blk	stl	pts	avg			
2015-16	35	0	828	23.7	.403	28	110	.255	54	67	.806	19	93	112	3.2	46	0	54	52	7	34	362	10.3
2016-17	27	27	954	35.3	.406	55	152	.362	79	100	.790	11	98	109	4.0	43	0	69	43	9	52	472	17.5
<b>TOTAL</b>	<b>62</b>	<b>27</b>	<b>1782</b>	<b>28.7</b>	<b>.405</b>	<b>83</b>	<b>262</b>	<b>.317</b>	<b>133</b>	<b>167</b>	<b>.796</b>	<b>30</b>	<b>191</b>	<b>221</b>	<b>3.6</b>	<b>89</b>	<b>0</b>	<b>123</b>	<b>95</b>	<b>16</b>	<b>86</b>	<b>834</b>	<b>13.5</b>







# LANAY MONTGOMERY

## ALL-AMERICA CANDIDATE

### PERSONAL

- **Hometown:** Pittsburgh, Pa.
- **Height:** 6-5
- **Class:** Senior
- **Position:** Center
- **Major:** Bachelor's in psychology/communications (Graduate)

### MONTGOMERY NOTABLES

- Team Co-Captain
- Big 12 All-Academic First Team
- Preseason All-Big 12 Honorable Mention
- Allstate Good Works Team Nominee
- Senior CLASS Award Candidate
- Three-Time WVU Student-Athlete of the Week
- NCAA Weekly Starting Five (Dec. 7)
- Big 12 Commissioner's Honor Roll
- Garrett Ford Academic Honor Roll

### STATISTICALLY SPEAKING

- Second all-time at WVU with 311 career blocks.
- Fourth all-time in the Big 12 in career blocks.
- Leads the Big 12 with a 68.4 field goal percentage.
- Ranks 11th in the NCAA with 3.0 blocks per game.
- On track to set school record with a career 59.7 field goal percentage.
- Fourth all-time at WVU with 306 career offensive boards.
- Fifth all-time at WVU with 880 career rebounds.
- Second in rebounding in the Big 12 with 9.4 boards per game.
- Her 3.5 offensive rebounds per game are second in the Big 12.
- Currently second in the Big 12 with 6.0 defensive rebounds per game.
- Her 19 career double-doubles are seventh-most all-time at WVU and the most for a Mountaineer since 1999.
- Montgomery's 17/18 performance against Charleston Southern is the best for a Mountaineer since Donna Abbott inked 22 points and grabbed 19 rebounds against Rutgers Feb. 1991.
- Montgomery tallied a career-high 23 points, grabbed 18 rebounds and blocked six shots against Morehead State on Nov. 30. She joined Georgeann Wells (1984) as the only Mountaineers to score 20+, rebound 18+ and block 5+ in a game.
- Voted as the NCAA's Toughest Defender by HeroSports.com.

### MONTGOMERY CAREER STATS

Season	gp-gs		Total		3-Point		F-Throws		Rebounds				Scoring											
	gp	gs	fg	fga	fga	pct	ft	fta	off	def	tot	avg	pf	fo	ast	to	blk	stl	pts	avg				
2013-14	24	0	139	5.8	14	23	609	0-0	.000	13	29	.448	16	31	47	2.0	20	0	2	18	10	2	41	1.7
2014-15	38	37	875	23.0	68	140	486	0-0	.000	20	51	.392	111	183	294	7.7	102	4	8	70	124	28	156	4.1
2015-16	35	35	852	24.3	116	197	589	0-0	.000	55	81	.679	85	199	284	8.1	90	1	9	78	97	22	287	8.2
2016-17	27	27	667	24.7	134	196	684	0-0	.000	47	67	.701	94	161	255	9.4	70	2	24	72	80	12	315	11.7
<b>TOTAL</b>	<b>124</b>	<b>99</b>	<b>2533</b>	<b>20.4</b>	<b>332</b>	<b>556</b>	<b>597</b>	<b>0-0</b>	<b>.000</b>	<b>135</b>	<b>228</b>	<b>.592</b>	<b>306</b>	<b>574</b>	<b>880</b>	<b>7.1</b>	<b>282</b>	<b>7</b>	<b>43</b>	<b>238</b>	<b>311</b>	<b>64</b>	<b>799</b>	<b>6.4</b>
















**WEST VIRGINIA MOUNTAINEERS**  
**2016-17 Record: 18-9, 6-9 BIG 12**  
**Rankings: RV (AP)/RV (Coaches)**

**AISHA** Edwards eye-EE-shuh  
**ANJA** Martin ANH-juh  
**TYNICE** MARTIN TIE-neece  
**KRYSTALINE** McCUNE CHRIS-tuh-lynn mih-CY-oon  
**LANAY** Montgomery LUH-NAY  
**TEANA** MULDROW tee-AH-nuh mull-DRO  
**CHANIA** Ray sha-NIGH-uh  
**DESIREE** Rhodes DEZ-uh-ray  
**KATRINA** PARDEE par-DEE  
**NIA** Staples NEE-uh

**Head Coach:** Mike Carey  
**Associate Head Coach:** Chester Nichols  
**Assistant Coach:** Diane Richardson  
**Assistant Coach:** Lester Rowe  
**Operations/Asst. to HC:** Patrick Biondo  
**Video Coordinator:** Craig Carey  
**Coordinator of Player Development:** Lauren Reda

	PPG	FG%	3FG%	3P/G	FT%	RM	APG	TM	SPG	BPG
WVU	75.0	44.6	35.6	6.9	71.1	+6.2	16.1	+0.1	8.6	5.9
Opponents	61.7	37.0	30.2	4.9	68.4	-	10.6	-	8.1	2.8
Big 12 Rank	T-2	3	5	4	3	2	8	3	2	2
NCAA Rank	31	30	38	73	118	38	39	170	111	10

- The Mountaineers are looking to sweep TCU in the regular-season series for the fourth time in the last five years. WVU prevailed 83-61 in Fort Worth on Dec. 29, 2016.
- Junior Teana Muldrow (995) is five points away from becoming the 33rd Mountaineer to reach 1,000 career points. Muldrow is averaging 14.2 points per game.

	PPG	RPG	APG	FG	3FG	FT	
 <b>2</b> <b>Alexis BREWER</b> Guard, 5-9, So.-1L Buffalo, Ky./Bardstown	Season 7.2	2.3	2.0	42.1	46.9	70.2	<ul style="list-style-type: none"> <li>• Academic All-Big 12 Second Team</li> <li>• Leads Big 12 with 46.9% 3-PT FG percentage</li> <li>• Made at least one 3-PT in last 7 games</li> <li>• Tallied 7 PTs and 2 ASTs at Iowa State (Feb. 18)</li> <li>• Dished out CH 5 ASTs &amp; had 6 PTs vs. K-State</li> </ul>
 <b>4</b> <b>Nia STAPLES</b> Guard, 5-9, Fr.-HS Cincinnati, Ohio/Lakota West	Season 5.2	1.5	1.3	42.5	42.7	70.3	<ul style="list-style-type: none"> <li>• Averaged 16.9 ppg, 5.5 rpg, 2.5 spg and 2.4 apg at Lakota West</li> <li>• '16 AP Ohio co-Player of the Year</li> <li>• '16 Sports Woman of the Year by Ohio-Northern Kentucky Women's Sports Association</li> </ul>
 <b>5</b> <b>Tynice MARTIN</b> Guard, 5-10, So.-1L Atlanta, Ga./SW Atlanta Christian Aca.	Season 17.5	4.0	2.6	40.6	36.2	79.0	<ul style="list-style-type: none"> <li>• 2nd in Big 12 with 17.5 points per game</li> <li>• Named Big 12 Player of the Week for Feb. 13</li> <li>• Tied TH with 15 PTs &amp; 4-4 from FT line at Iowa St.</li> <li>• Tallied 30 PTs and 7 3-PTs vs. Oklahoma State</li> <li>• Registered CH 35 PTs at Oklahoma (Feb. 7)</li> </ul>
 <b>11</b> <b>Teana MULDROW</b> Forward, 6-1, Jr.-2L East Orange, N.J./East Orange	Season 14.2	8.2	2.8	46.8	36.2	77.8	<ul style="list-style-type: none"> <li>• 5 points away from reaching the 1,000-point club</li> <li>• Had 11 PTs and 9 REBs at Iowa State (Feb. 18)</li> <li>• Inked 10 PTs and 6 REBs vs. K-State (Feb. 15)</li> <li>• Netted SH 22 PTs and had 7 REBs vs. Texas</li> <li>• Savannah Invitational All-Tournament Team</li> </ul>
 <b>12</b> <b>Chania RAY</b> Guard, 5-8, Jr.-1L Alexandria, Va./Florida State	Season 8.7	3.9	5.9	33.8	28.0	82.4	<ul style="list-style-type: none"> <li>• Academic All-Big 12 Second Team</li> <li>• Leads Big 12 &amp; 25th in NCAA with 5.9 APG</li> <li>• Tallied TH 7 ASTs, 6 REBs &amp; 5 PTs at Iowa State</li> <li>• 1st DBL-DBL with 14 PTs &amp; 10 ASTs vs. K-State</li> <li>• Named Big 12 Co-Player of the Week (Jan. 2)</li> </ul>
 <b>13</b> <b>Kristina KING</b> Forward, 6-3, Jr.-TR Mebane, N.C./Gulf Coast State	Season 7.1	5.0	0.7	51.6	0.0	53.2	<ul style="list-style-type: none"> <li>• Had 4 REBs and a STL at Iowa State (Feb. 18)</li> <li>• 3-of-3 with 6 PTs and 3 REBs vs. Kansas State</li> <li>• Inked 11 PTs and 6 REBs at Kansas State (Jan. 1)</li> <li>• Tallied 14 PTs and 5 REBs at TCU (Dec. 29)</li> <li>• Matched SH 16 PTs &amp; had SH 9 REBs vs. Ole Miss</li> </ul>
 <b>14</b> <b>Bailey THOMAS</b> Guard, 5-9, Fr.-HS Rochester Hills, Mich./Centennial (Nev.)	Season 0.8	0.2	0.3	16.7	12.5	83.3	<ul style="list-style-type: none"> <li>• Logged one minute at Iowa State (Feb. 18)</li> <li>• Played SH 10 mins vs. Mount St. Mary's</li> <li>• Scored SH 4 PTS and had 2 ASTs vs. Longwood</li> <li>• Made collegiate debut vs. Charleston Southern (Nov. 12), hitting a trey and grabbing a rebound</li> </ul>
 <b>15</b> <b>Lanay MONTGOMERY</b> Center, 6-5, Sr.-3L Pittsburgh, Pa./Aca. of the Holy Cross	Season 11.7	9.4	0.9	3.0	68.4	70.1	<ul style="list-style-type: none"> <li>• Leads the Big 12 with a 68.4 FG%</li> <li>• Makes 100th career start vs. TCU on Wednesday</li> <li>• Second all-time at WVU with 311 career blocks</li> <li>• Netted 19th career DBL-DBL at ISU w/15 PTs &amp; 10 REBs; first player since 1999 to achieve that feat.</li> </ul>
 <b>20</b> <b>Desiree RHODES</b> Post, 6-1, Sr.-1L Aurora, Ill./Wabash Valley College	Season 1.0	3.0	0.2	0.6	33.3	23.1	<ul style="list-style-type: none"> <li>• Academic All-Big 12 Second Team</li> <li>• Played one minute at Iowa State (Feb. 15)</li> <li>• Had 5 REBs, 2 BLKs and 2 STLs at Oklahoma</li> <li>• Led WVU with 9 REBS in the win over Longwood</li> <li>• Grabbed CH 12 REBS in win over Charleston So.</li> </ul>
 <b>22</b> <b>Katrina PARDEE</b> Guard, 5-9, So.-1L Cedar Park, Texas/Vista Ridge	Season 7.2	1.9	1.0	36.5	38.3	77.8	<ul style="list-style-type: none"> <li>• Academic All-Big 12 First Team</li> <li>• Had an AST and a REB at Iowa State (Feb. 18)</li> <li>• Knocked down 4 3-PTs &amp; had 14 PTs vs. K-State</li> <li>• Netted 12 PTs &amp; had a CH 80% 3-PTFG% vs. OSU</li> <li>• Netted SH 17 PTs and CH 6 REBs vs. Coppin St.</li> </ul>
 <b>23</b> <b>Aisha EDWARDS</b> Guard, 5-8, Jr.-TR Boca Raton, Fla./Chipola JC	Season 1.0	2.4	0.2	0.4	42.2	26.3	<ul style="list-style-type: none"> <li>• NJCAA Second Team All-America</li> <li>• Averaged 14.4 ppg, 5.8 apg and 3.3 rpg at Chipola Junior College</li> <li>• Previously played with Miami (Fla.) before playing at Chipola JC in 2015-16</li> </ul>
 <b>24</b> <b>Anja MARTIN</b> Forward/Guard, 5-11, So.-1L San Antonio, Texas/John Paul Stevens	Season 1.4	1.0	0.2	52.2	37.5	35.3	<ul style="list-style-type: none"> <li>• Saw three minutes of action at Iowa State (Feb. 18)</li> <li>• Had a block in six minutes at Texas (Jan. 29)</li> <li>• Tallied 4 PTs, 2 REBs and an AST at TCU (Dec. 29)</li> <li>• Netted CH 8 PTs and 4 REBs in win over CSU (Nov. 12)</li> </ul>
 <b>45</b> <b>Marlena SCHMIDT</b> Forward, 6-6, Fr.-RS Eighty Four, Pa./Ringgold	Season 0.0	0.7	0.0	0.0	0.0	0.0	<ul style="list-style-type: none"> <li>• Did not play in the last two games</li> <li>• Grabbed a rebound in 2 MINS vs. Iowa State</li> <li>• Collected SH 2 REBs vs. Mount St. Mary's</li> <li>• Grabbed a rebound in win over USC Upstate</li> <li>• Redshirted during the 2015-16 season</li> </ul>
 <b>55</b> <b>Krystaline McCUNE</b> Forward, 6-4, Fr.-HS Louisville, Ky./duPont Manual	Season 0.0	0.7	0.0	0.0	0.0	0.0	<ul style="list-style-type: none"> <li>• Averaged 9.5 points and 8.5 rebounds as a senior at duPont Manual</li> <li>• Suffered a knee injury during the Kentucky State Tournament as a senior</li> </ul>





# 2016-17 WVU PHOTO ROSTER



2

ALEXIS  
**BREWER**  
G | 5-9 | So.



4

NIA  
**STAPLES**  
G | 5-9 | Fr.



5

TYNICE  
**MARTIN**  
G | 5-10 | So.



11

TEANA  
**MULDROW**  
F | 6-1 | Jr.



12

CHANIA  
**RAY**  
G | 5-8 | Jr.



13

KRISTINA  
**KING**  
F | 6-3 | Jr.



14

BAILEY  
**THOMAS**  
G | 5-9 | Fr.



15

LANAY  
**MONTGOMERY**  
C | 6-5 | Sr.



20

DESIREE  
**RHODES**  
F | 6-1 | Sr.



22

KATRINA  
**PARDEE**  
G | 5-9 | So.



23

AISHA  
**EDWARDS**  
G | 5-8 | Jr.



24

ANJA  
**MARTIN**  
F/G | 5-11 | So.



34

THERESA  
**EKHELAR**  
C | 6-6 | So.



45

MARLENA  
**SCHMIDT**  
F | 6-6 | R-Fr.



55

KRYSTALINE  
**McCUNE**  
F | 6-4 | Fr.



MIKE  
**CAREY**  
HEAD COACH



CHESTER  
**NICHOLS**  
ASSOCIATE HEAD COACH



DIANE  
**RICHARDSON**  
ASSISTANT COACH



LESTER  
**ROWE**  
ASSISTANT COACH