



# FOOTBALL

WVU SPORTS COMMUNICATIONS • PO BOX 0877 • MORGANTOWN, WV 26507 • P: (304) 293-2821 • F: (304) 293-4105 • MSNsportsNET.cc

## 2009 Schedule/Results

Date	Opponent	Results
S5	Liberty	W/33-20
S12	East Carolina	W/35-20
S19	at Auburn	L/30-41
O1	Colorado	W/35-24
O10	at Syracuse	W/34-13
O17	Marshall	W/24-7
O24	Connecticut	W/28-24
O30	at USF	L/19-30
N7	Louisville	W/17-9
N13	at Cincinnati	L/21-24
N27	Pitt	W/19-16
D5	at Rutgers	W/24-21
J1	vs. Florida State	L/21-33

### Tale of the Tape

WVU Offense	Overall	BIG EAST
Points.....	340	162
Average.....	26.2	23.1
First Downs.....	243	123
Total Offense.....	4,907	2,405
Average.....	377.5	343.6
Net Rushing.....	2,423	1,221
Average.....	186.5	174.4
Net Passing.....	2,484	1,184
Average.....	191.1	169.1
Pass Attempts.....	347	188
Complete.....	220	116
Interceptions.....	10	3
Fumbles/Lost.....	25/15	9/5
3rd Down.....	73/173	39/100
FG/Att.....	13/15	7/8
Avg. TOP.....	30:15	31:28
Penalties.....	66/572	31/232
Average.....	44.0	33.1

WVU Defense	Overall	BIG EAST
Points.....	282	137
Average.....	21.7	19.6
First Downs.....	219	110
Total Defense.....	4,375	2,425
Average.....	336.5	346.4
Net Rushing.....	1,647	1,012
Average.....	126.7	144.6
Net Passing.....	2,728	1,413
Average.....	209.8	201.9
Pass Attempts.....	423	204
Complete.....	224	108
Interceptions.....	17	9
Avg. per return.....	13.8	19.3
Fumble/Rec.....	14/6	7/4
3rd Down.....	63/195	24/97
Sacks/Yds.....	29/185	17/106

## No. 22/25 West Virginia University

### Final 2009 Season Notes

9-4 Overall Record ♦ 5-2 BIG EAST (T-2)  
2010 Konica Minota Gator Bowl

### The 2009 Season

► West Virginia posted a 9-4 overall record for the 2009 season and finished with a 5-2 mark in BIG EAST Conference action. The Mountaineers have won nine or more games for five-straight years and 15 times in the program's history. WVU finished in a tie for second place in the conference, marking the 10th time in the history of the league that the Mountaineers have finished in first or second place.

The Mountaineers finished the season ranked No. 22 in the *USA Today* Coaches' Poll and No. 25 in the Associated Press Poll. That marked the fifth-straight year that WVU has been ranked in the final AP Poll and four of the last five years in the *USA Today* Coaches' Poll.

### BIG EAST Attendance

► West Virginia led the BIG EAST in attendance in 2009, marking the sixth-straight year that the Mountaineers have led the league in attendance.

The Mountaineers went undefeated at home in 2009 for the first time since 1993 and drew 401,216 fans to Milan Puskar Stadium for an average of 57,317. West Virginia has led the league in attendance every year since 2004 and for 11 of the league's 19 football seasons.

### BIG EAST Honors

► West Virginia had 10 selections to the all-BIG-EAST conference team in 2009. Leading the way on the first team was tailback Noel Devine, kicker Tyler Bitancurt, linebacker J.T. Thomas, safety Robert Sands and cornerback Brandon Hogan.

Second-team selections were offensive lineman Selvish Capers, quarterback Jarrett Brown, defensive lineman Chris Neild, linebacker Reed Williams and punter Scott Kozlowski.

Pitt led the all-conference voting by the league's coaches with 14 selections, followed by Cincinnati with 11 and West Virginia with 10.

### Mountaineer Quickies

- WVU is 51-13 over its last 64 games; 27-8 in the BIG EAST in that span.
- WVU has won 62 of its last 78 regular-season games/WVU has won 66 of 84 overall games.
- WVU has the 11th-best record in college football in the last four years.
- WVU has the eighth-best record in college football in the last five years.
- WVU has the ninth-best record in college football in the last six years.
- WVU is 83-47-1 all-time in BIG EAST play/43-12 since 2002/10-4 under Bill Stewart.
- WVU has not finished lower than second place in the BIG EAST since 2002.
- WVU has had at least a 5-2 record every year in the BIG EAST since 2002.
- Dating back to 2005, WVU has 163 rushing touchdowns in its last 58 games (2.8 per game).
- WVU is averaging 6.0 yards on first down, 5.6 on second and 5.7 yards on third down.
- WVU has outrushed its opponents in 52-of-58 games; WVU's record is 46-12 during that span.
- Since 2001, WVU has forced 261 turnovers, ranking No. 4 nationally/54-4 since 2002 when winning turnover battle.
- Senior quarterback Jarrett Brown was 11-4 as the Mountaineer starter.
- WVU is 12-3 when Noel Devine rushes for at least 100 yards in a game.
- Noel Devine has 3,381 rushing yards in his career, ranking No. 5 on WVU's career rushing chart.
- WVU is 13-16 all-time in bowl games/3-10 vs. the ACC.
- WVU made its eighth-straight bowl appearance.
- WVU is 15-2 in games played on turf under Stewart.
- WVU made its sixth New Year's Day bowl appearance of the decade.
- WVU scored 29 touchdowns rushing and 12 touchdowns passing in 2009.
- WVU is 79-79-1 all-time in nationally televised games/9-14 all-time on CBS.
- WVU is 23-19 all-time in pro stadiums.

## WVU Head Coach Bill Stewart • 2nd Season

### 1st Year Head Coaches Around the Nation

► Only four first year head coaches led their teams to bowls in 2008 and three of them won their games, including WVU's Bill Stewart, who led the Mountaineers to a 31-30 win over North Carolina in the Meineke Car Care Bowl.

Bo Pelini led Nebraska to a 26-21 win over Clemson in the Gator Bowl and Houston Nutt guided Ole Miss to a 47-34 victory over Texas Tech in the Cotton Bowl. Paul Johnson took Georgia Tech to the Chick-fil-A Bowl.

### WVU Head Coach First-Year Records

► With the win against North Carolina, Bill Stewart became the second West Virginia coach to lead his squad to nine wins in his first season. Stewart joined Dudley DeGroot (1948) as the only West Virginia coach to record nine wins in his first season.

### Stewart's Start

► Coach Bill Stewart posted the best first-season record as a WVU head coach since 1948, when Dudley DeGroot took over the reigns from William F. "Bill" Kern. That season, DeGroot finished with a 9-3 overall record. Last season in 2008, Stewart and the Mountaineers finished with a 9-4 record, including a 31-30 victory over North Carolina in Meineke Car Care Bowl, in Charlotte, N.C.

### WVU Coaches and Bowl Games

► For the Mountaineers, Dudley DeGroot made a trip to the Sun Bowl in his first season in 1948. Marshall "Little Sleepy" Glenn also made a Sun Bowl trip in his first season in 1937. Bill Stewart was the third WVU head coach to take his team to a bowl game in his first season when the Mountaineers defeated North Carolina, 31-30, in the Meineke Car Care Bowl on Dec. 27. All three coaches won their respective bowl games.



### About Coach Stewart

► Never lacking vim, vigor or an outgoing personality, Bill Stewart hit the ground running when he was named interim head coach three weeks prior to the 2008 Tostitos Fiesta Bowl, preparing and rallying a team, a coaching staff, a school and a state.

After guiding the Mountaineers to a remarkable 48-28 victory against Oklahoma, and arguably the most memorable win in the school's history, especially under the circumstances, Stewart was named West Virginia University's 32nd head football coach on January 3, 2008, a day after the impressive victory.

He followed that memorable victory up with a 9-4 season that saw the Mountaineers win their fourth straight bowl game (a school record) with a victory over North Carolina in the Meineke Car Care Bowl. Stewart's nine victories marked the most by a first year Mountaineer coach in school history.

Stewart coached 10 players to all-BIG EAST accolades last season and watched quarterback Pat White become the NCAA's all-time leading rushing quarterback and the first in college football history to win four straight bowl games as a starting quarterback.

A New Martinsville, W.Va., native, Stewart is no stranger to Morgantown, the state of West Virginia or to the college football world as his coaching experiences have been vast and varied.

Prior to being named head coach, he spent eight years on the West Virginia staff under WVU coaches Don Nehlen and Rich Rodriguez, working with the Mountaineer tight ends, and serving as Associate Head Coach in 2007 after spending the prior seven seasons coaching the quarterbacks. He also had the role of special teams coordinator under Rich Rodriguez.

His lengthy coaching resume began at Fairmont State, where he was a student assistant coach for a season before becoming an assistant coach at Sistersville (W.Va.) High School in 1975. In 1977, he moved to Salem College, where he was assistant football and head track coach for two seasons. In 1979, he moved to the University of North Carolina (1980); he was later an assistant at Marshall (1980), William & Mary (1981-83), Navy (1984), North Carolina (1985-87), Arizona State (1988-89) and Air Force (1990-93).

In 1994, Stewart became head football coach at VMI, where he spent three seasons. His 1995 team was the highest scoring (24.5 ppg) squad in VMI history, and Keydet running back Thomas Haskins set an NCAA I-AA rushing record with 5,349 yards.

Stewart came to WVU in January 2000, from the Canadian Football League, where he served as offensive coordinator of the Winnipeg Blue Bombers in 1999, tutoring two all-conference receivers and a 1,000-yard rusher. As offensive line coach for the CFL's Montreal Alouettes in 1998, Stewart's line blocked for Mike Pringle, the first 2,000-yard rusher in CFL history.

A 1975 education graduate from Fairmont State, where he was a three-year letterman and team captain for the WVIAC champions in 1974, Stewart earned his master's degree in health and physical education from WVU in 1977.

Highly regarded as one of the "good guys" in the profession, Stewart has had several personal and professional life influences starting with his mother, father, Blaine, Sr., and older brother, Ted.

Stewart and his wife Karen, also a native of New Martinsville, have one son, Blaine.

# WVU Head Coach Bill Stewart

## Stewart Year-by-Year History

Year	School	Status	Record
1977	Salem	Assistant Coach (DL/LB)	8-1-1
	WVIAC Champions		
1978	Salem	Assistant Coach (OL)	8-1-0
	WVIAC Champions		
1979	North Carolina	JV Team OL	8-3-1
	Gator Bowl Champions		
1980	Marshall	Assistant Coach (OL)	2-8-1
1981	William and Mary	Assistant Coach (OL)	5-6
1982	William and Mary	Assistant Coach (OL)	3-8
1983	William and Mary	Assistant Coach (OL)	6-5
1984	Navy	Assistant Coach (OL)	4-6-1
1985	North Carolina	Assistant Coach (OL)	5-6
1986	North Carolina	Assistant Coach (OL)	7-4-1
	Aloha Bowl		
1987	North Carolina	Assistant Coach (OL)	5-6-0
1988	Arizona State	Assistant Coach (OT/TE)	6-5-0
1989	Arizona State	Assistant Coach (OT/TE)	6-4-1
1990	Air Force	Assistant Coach (DL)	7-5-0
	Liberty Bowl Champions		
1991	Air Force	Assistant Coach (DL)	10-3-0
	Liberty Bowl Champions		
1992	Air Force	Assistant Coach (DL)	7-5-0
	Liberty Bowl		
1993	Air Force	Assistant Coach (DL)	4-8-0
1994	VMI	Head Coach	1-10-0
1995	VMI	Head Coach	4-7-0
1996	VMI	Head Coach	3-8-0
1998	Montreal Allouettes	Assistant Coach (OL)	12-5-1
	CFL Division Finals		
1999	Winnipeg Blue Bombers	Assistant Coach (OC/WR)	6-12
2000	West Virginia	Assistant Coach (QB)	7-5
	Music City Bowl Champions		
2001	West Virginia	Assistant Coach (QB/ST)	3-8
2002	West Virginia	Assistant Coach (QB/ST)	9-4
	Continental Tire Bowl		
2003	West Virginia	Assistant Coach (QB/ST)	8-5
	BIG EAST Champions/Gator Bowl		
2004	West Virginia	Assistant Coach (QB/ST)	8-4
	BIG EAST Champions/Gator Bowl		
2005	West Virginia	Assistant Coach (QB/ST)	11-1
	BIG EAST Champions/Sugar Bowl Champions		
2006	West Virginia	Assistant Coach (QB/ST)	11-2
	Gator Bowl Champions		
2007	West Virginia	Associate HC (TE/FB/ST)	10-2
	BIG EAST Champions		
2007	West Virginia	Interim Head Coach	1-0
	Fiesta Bowl Champions		
2008	West Virginia	Head Coach	9-4
	Meineke Car Care Bowl Champions		
2009	West Virginia	Head Coach	9-4
	Gator Bowl		

Stewart Totals - at West Virginia - 19-8; Overall - 27-33 (5th season)



### WVU Coaches' Record After First 27 Games

Name	Years	Record	Pct.
Clarence Spears	1921-23	20-4-3	.796
<b>Bill Stewart</b>	<b>2007-09</b>	<b>19-8</b>	<b>.704</b>
Bobby Bowden	1970-71	19-8	.704
Mont McIntire	1916-17, 19	17-7-3	.685
Don Nehlen	1980-81	18-9	.667
Ira Errett Rodgers	1925-27	16-9-2	.630
Marshall "Little Sleepy" Glenn	1937-38	14-10-3	.574
C.A. Leuder	1908-11	14-10-3	.574
Jim Carlen	1966-68	12-12-3	.500
Rich Rodriguez	2001-02	13-14	.481

### WVU Coaches' No. of Games to Earn 19 Wins

Name	Years	Games	Pct.
Clarence Spears	1921-23	25	.760
<b>Bill Stewart</b>	<b>2007-09</b>	<b>26</b>	<b>.731</b>
Bobby Bowden	1970-72	27	.704
Don Nehlen	1980-82	29	.655
Mont McIntire	1916-17, 19	29	.655
Ira Errett Rodgers	1925-28	32	.594
Art "Pappy" Lewis	1950-53	34	.559
Jim Carlen	1966-69	34	.559
Rich Rodriguez	2001-03	35	.543



**National Rankings**

**Associated Press Poll**

<b>(Final)</b>			
<b>School</b>	<b>Record</b>	<b>Points</b>	<b>Prev. Rank</b>
1. Alabama (60)	14-0	1,500	1
2. Texas	13-1	1,399	2
3. Florida	13-1	1,370	5
4. Boise State	14-0	1,366	6
5. Ohio State	11-2	1,224	8
6. TCU	12-1	1,163	3
7. Iowa	11-2	1,126	10
8. Cincinnati	12-1	1,060	4
9. Penn State	11-2	1,016	11
10. Virginia Tech	10-3	952	12
11. Oregon	10-3	886	7
12. BYU	11-2	806	15
13. Georgia Tech	11-3	768	9
14. Nebraska	10-4	724	20
15. Pitt	10-3	697	17
16. Wisconsin	10-3	571	24
17. LSU	9-4	501	13
18. Utah	10-3	491	23
19. Miami (FL)	9-4	310	14
20. Mississippi	9-4	296	NR
21. Texas Tech	9-4	224	NR
22. USC	9-4	216	NR
23. Central Michigan	12-2	166	25
24. Clemson	9-5	125	NR
<b>25. West Virginia</b>	<b>9-4</b>	<b>91</b>	<b>18</b>

ARV: Oklahoma 90, Oregon State 89, Navy 85, Stanford 67, Oklahoma State 40, Rutgers 37, Auburn 8, Georgia 7, Florida State 6, Connecticut 5, Arizona 5, Middle Tennessee 4, Air Force 3, Arkansas 3, Villanova 2

**USA Today Coaches Poll**

<b>(Final)</b>			
<b>School</b>	<b>Record</b>	<b>Points</b>	<b>Prev. Rank</b>
1. Alabama (58)	14-0	1,450	1
2. Texas	13-1	1,360	2
3. Florida	13-1	1,323	5
4. Boise State	14-0	1,312	6
5. Ohio State	11-2	1,190	8
6. TCU	12-1	1,104	3
7. Iowa	11-2	1,087	11
8. Penn State	11-2	1,071	9
9. Cincinnati	12-1	943	4
10. Virginia Tech	10-3	940	12
11. Oregon	10-3	846	7
12. BYU	11-2	814	14
13. Georgia Tech	11-3	741	10
14. Nebraska	10-4	671	19
15. Pitt	10-3	667	16
16. Wisconsin	10-3	587	22
17. LSU	9-4	530	13
18. Utah	10-3	466	24
19. Miami (FL)	9-4	336	15
20. USC	9-4	217	NR
21. Mississippi	9-4	192	NR
<b>22. West Virginia</b>	<b>9-4</b>	<b>159</b>	<b>17</b>
23. Texas Tech	9-4	152	NR
24. Central Michigan	12-2	123	NR
25. Oklahoma State	9-4	92	18

ARV: Navy 89, Oregon State 78, Clemson 75, Oklahoma 67, Stanford 49, Auburn 17, Georgia 13, Houston 12, Middle Tennessee 12, Arizona 11, Arkansas 10, Connecticut 10, Florida State 9, Rutgers 7, Air Force 7, Northwestern 6, East Carolina 4, Southern Methodist 1

**In New Year's Bowls**

▶ With its appearance in the 2010 Konica Minolta Gator Bowl, West Virginia has played in a New Year's bowl game in six of the past seven years.

Those games include the 2004, 2005, 2007 and 2010 Gator Bowls, 2006 Sugar Bowl and the 2008 Fiesta Bowl. The only year that WVU didn't play in a New Year's bowl game during that stretch was in 2009 when it played in the 2008 Meineke Car Care Bowl.

Only three other teams can make the same claim as WVU, and they include Florida, Ohio State and Southern California.

**Gator Bowl History**

▶ West Virginia has made seven trips all-time to the Gator Bowl, and the Mountaineers hold a 1-6 record in the Jacksonville, Fla., bowl game.

West Virginia lost to Florida State (31-12) in 1982, North Carolina (20-13) in 1997, Clemson (27-7) in 1989, Maryland (41-7) in 2004, Florida State (30-18) in 2005 and again to Florida State (33-21) in 2010. The Mountaineers did break through in 2007 with a come-from-behind 38-35 win over Georgia Tech.

**Setting the Gator Bowl Attendance Record Again**

▶ With the 84,129 in attendance at the 2010 Konica Minolta Gator Bowl, West Virginia was once again part of history as the game marked the highest-attended match-up in the bowl's history. That broke the 1989 number, that also involved WVU against Clemson, 82,911.

The Mountaineers own four of the top nine attendance marks, including the two highest-attended Gator Bowl match-ups. West Virginia also owns the sixth-best mark at the 1982 Gator Bowl against Florida State (80,913) and the ninth-most attended game versus Maryland in 2004 (78,892).

**Against The ACC**

▶ West Virginia is 95-96-5 against current members of the ACC.

WVU's is 21-11-1 against Boston College; 0-1 vs. Clemson; 1-3 vs. Duke; 0-3 against Florida State; 1-2 against Georgia Tech; 23-21-2 against Maryland; 3-16 vs. Miami, 1-1 against North Carolina, 5-4 vs. North Carolina State; 10-12-1 against Virginia; 28-22-1 vs. Virginia Tech and 2-0 all-time vs. Wake Forest.

With the 33-21 loss to Florida State in the Gator Bowl, West Virginia's four-game winning streak over the ACC was snapped.

**Against The ACC In Bowls**

▶ West Virginia is 3-10 in bowl games versus the ACC in 13 meetings. West Virginia has played Georgia Tech (1-2), North Carolina State (1-1), Florida State (0-3), Clemson (0-1), North Carolina (1-1), Virginia (0-1), and Maryland (0-1).

**In Bowls**

▶ West Virginia holds a 13-16 all-time record in bowl games, dating back to the 1922 East-West Game. The 2010 Konica Minolta Gator Bowl was WVU's 29th bowl appearance.

WVU has gone to a bowl game for eight-consecutive years for the first time in school history. The previous best stretch was seven in a row from 2002-08 when the Mountaineers made trips to the Continental Tire Bowl, three Gator Bowls, a Sugar Bowl, a Fiesta Bowl and the Meineke Care Care Bowl.

Before the loss to Florida State in the 2010 Gator Bowl, WVU had won four-straight bowl games with two of the four coming in the BCS, and three of the four coming on New Year's Day. From 2000 to 2009, West Virginia made nine bowl appearances, including six on New Year's Day.

**Bowling Once Again**

▶ West Virginia's appearance in the 2010 Konica Minolta Gator Bowl marked the eighth-consecutive season that Mountaineers reached the postseason, the longest streak by any team in the BIG EAST.

Beginning with its appearance against Virginia in the 2002 Continental Tire Bowl, the Mountaineers have represented their conference by going 4-4 in bowl games during that span. WVU has won four of its last five bowl games, including two BCS victories in 2006 & 2008.

The second-longest streak of bowl game appearances in the BIG EAST belongs to USF and Rutgers, with both teams making appearances, for the fifth-consecutive season in 2009. Cincinnati qualified this past season to mark its fourth-straight appearance.

**On Grass**

▶ Since 1980, West Virginia is 41-53 in games played on natural grass surfaces. WVU was 0-3 on grass surfaces in 2009 with a 41-30 loss at Auburn, a 30-19 defeat at USF and a 33-21 defeat to Florida State in the Gator Bowl. Since 2001, the Mountaineers are 17-17 on natural grass surfaces and 3-6 under Bill Stewart. Currently, the Mountaineers have a three-game losing streak on natural grass surfaces.

**Bowling x Seven**

▶ West Virginia's invitation to the Konica Minolta Gator Bowl marked the eighth-straight year that the Mountaineers went to a bowl, marking an all-time high in the school's history. Sixteen other schools have also been to eight-straight bowl games: Boise State, Boston College, Florida, Florida State, Fresno State, Georgia, Georgia Tech, LSU, Ohio State, Oklahoma, Southern Miss, Texas, Texas Tech, USC, Virginia Tech and Wisconsin.

### **Rolling After Bowling**

► In the 27 seasons after going to a bowl, the Mountaineers have compiled a 204-114-5 record. WVU has earned back-to-back bowl berths 15 times, including eight straight, currently a school record.

### **Bowling Record**

► WVU's loss to Florida State in the Konica Minolta Gator Bowl broke a four-game winning streak in bowl games from 2005-08.

That streak included two wins at BCS bowls in 2006 (Georgia) and 2008 (Oklahoma), and marks its greatest postseason win streak since winning three-consecutive bowls in 1922, 1938 and 1949.

In 1922, WVU won the East-West Bowl against Gonzaga, 21-13. The Mountaineers followed with a 7-6 victory against Texas Tech in the 1938 Sun Bowl, and capped their streak with a 21-12 win over Texas Western in the 1949 Sun Bowl.

### **Against The BIG EAST**

► WVU is 127-103-7 all-time against current members of the BIG EAST Conference.

WVU is 27-30 against Syracuse; 31-4-2 against Rutgers; 9-2 versus Louisville; 14-3-1 versus Cincinnati; 6-0 against Connecticut; 38-61-3 against Pitt; and 2-3 against USF.

Since the league started in 1991, WVU is 83-46-1 in all-time BIG EAST play and 44-20-1 in league home games, while 39-26 in league road games.

### **Mountaineers In Pro Stadiums**

► Since 1980, the Mountaineers hold a 23-19 mark in stadiums that also housed professional football teams at the time. West Virginia was 0-2 in professional stadiums in 2009 having dropped a 30-19 decision to USF at Raymond James Stadium back on October 30 and a 33-21 decision to Florida State in the 2010 Konica Minolta Gator Bowl in Jacksonville's Municipal Stadium.

The record includes games played at Atlanta's Georgia Dome, University of Phoenix Stadium in Glendale, Ariz., Raymond James Stadium in Tampa, Pittsburgh's Heinz Field, Giants Stadium, Veterans Stadium, Atlanta/Fulton County Stadium, the Houston Astrodome, Miami's Orange Bowl, then Riverfront Stadium in Cincinnati, Tempe's Sun Devil Stadium, the Louisiana Superdome, Jacksonville's Municipal Stadium, Dolphins Stadium in Fort Lauderdale, Adelphia Coliseum in Nashville, Charlotte's Bank of America Stadium, and then Three Rivers Stadium in Pittsburgh.

In the current Jacksonville Municipal Stadium, which used to be known as Alltel Stadium, West Virginia is 1-4, having dropped Gator Bowls to North Carolina (20-13) in 1997, Maryland (41-7) in 2004, Florida State (30-18) in 2005 and again to the Seminoles (33-21) in 2010. The lone victory came in 2007, when quarterback Pat White willed the Mountaineers to a 38-35 win over Georgia Tech.



### **Mountaineers in the BCS**

► West Virginia finished No. 16 in the final BCS standings released on Dec. 6, 2009. It was the fifth time since 2002 that WVU has been ranked in the final BCS standings. Its highest finish in the BCS standings was ninth in 2007.

2009 - 16  
2007 - 9  
2006 - 13  
2005 - 11  
2002 - 15

### **BIG EAST Bests**

► The Mountaineers posted another winning league record in 2009 with a 5-2 mark. West Virginia's undefeated 7-0 BIG EAST record in 2005 matched the best league record by the Mountaineers since entering the conference in 1991. In 1993, West Virginia also posted a perfect 7-0 mark in BIG EAST play. Next in line is a 6-1 record in 2002 and 2003. The Mountaineers have been crowned league champions in four of the last seven years and finished in second-place in 2006, 2008 and now 2009.

West Virginia's third-best league record is a 5-2 mark, posted in 2009, 2008, 2007, 2006 and also in 1998. WVU has now posted 14 winning conference seasons in 19 years of BIG EAST action starting in 1993 (7-0), 1994 (4-3), 1995 (4-3), 1996 (4-3), 1997 (4-3), 1998 (5-2), 2002 (6-1), 2003 (6-1), 2004 (4-2), 2005 (7-0), 2006 (5-2), 2007 (5-2), 2008 (5-2) and 2009 (5-2).

West Virginia is 83-47-1 in all-time BIG EAST play and is 44-20-1 in BIG EAST home games followed by a 39-27 mark in conference road games. Coach Bill Stewart is 10-4 overall in BIG EAST play with a 6-1 home record and a 4-3 road record in the conference. The Mountaineers are 43-12 in BIG EAST games since the start of the 2002 season, and 26-9 in their last 35 conference games. WVU has won league championships in 1993, 2003, 2004, 2005 and 2007 and finished in second place in 2006, 2008 and 2009.

### **Non-Conference Play**

► West Virginia finished the regular season with a 4-1 record in non-conference games in 2009, having defeated Liberty, East Carolina, Colorado and Marshall at home, while losing on the road at Auburn. With the postseason loss in the Gator Bowl to Florida State, West Virginia is 9-4 all-time under Bill Stewart in non-conference games and 7-0 under Stewart in non-conference home games. Currently, West Virginia is riding a 13-game non-conference home winning streak.

West Virginia's last non-conference loss at home was a 34-17 defeat to Virginia Tech back on Oct 1, 2005. On their way to the 13-game non-conference home winning streak, the Mountaineers have defeated Marshall, Eastern Washington and Maryland in 2006, Western Michigan, East Carolina and Mississippi State in 2007, Villanova, Marshall and Auburn in 2008 and Liberty, East Carolina, Colorado and Marshall in 2009.

Counting the Gator Bowl, West Virginia was 4-2 in non-conference games in 2009.

### **Against Ranked Teams**

▶ Beginning with a 27-0 loss to Fordham on Oct. 18, 1941, West Virginia has played 130 games against nationally ranked teams. Of those, 37 have been Mountaineer victories. Since 2001, WVU has posted 13 victories over ranked teams.

### **National Polls**

▶ The Mountaineers finished the 2009 season ranked No. 22 in the *USA Today* Coaches' Poll and No. 25 in the Associated Press Poll. That marked the fifth-straight year that WVU has been ranked in the final AP Poll and four of the last five years in the *USA Today* Coaches' Poll.

In 2009, WVU received a national ranking in the nation's Top 25 for six weeks, entering the polls at No. 22 on Oct. 18 in both the AP and the *USA Today* Coaches' Polls and moved up to No. 20 the week of Oct. 25. The Mountaineers dropped out in the Nov. 1 polls, and were receiving votes.

WVU re-entered the *USA Today* Coaches' Poll on Nov. 8 at No. 23 and received votes in the AP Poll. WVU dropped out of the *USA Today* Coaches' Poll on Nov. 15. The Mountaineers made a re-appearance in the Nov. 29 polls at No. 23 in the *USA Today* Coaches' Poll and No. 24 in the AP and moved to No. 17 in the *USA Today* Coaches' Poll and No. 18 in the AP Poll after the Rutgers win.

West Virginia spent 46-consecutive weeks in the national polls from Oct. 9, 2005 - Sept. 28, 2008. The Mountaineers were ranked in the Top 10 for 31 out of the 38 weeks. Since 2002, West Virginia has been ranked in the Top 25 for 64 weeks, including 33 weeks in the Top 10.

In the Nov. 25, 2007 poll, the No. 1 ranking in the *USA Today* Coaches Poll marked the first time in the school's history that the Mountaineers had received a No. 1 ranking. The highest ranking before that was No. 2 in the 1993 season.

### **The 2009 Mountaineer Roster**

▶ The 2009 roster consisted of 115 players from 17 different states and one foreign country. Leading the way is the Mountain State, represented by 30 players, Florida (22), Pennsylvania (16), Ohio (12), Maryland (10), Virginia (10), Alabama (3), Arizona (2), Washington (2) and one from California, Kentucky, Louisiana, Michigan, Mississippi, New Jersey, New York and South Carolina. Defensive lineman Curtis Feigt hails from Schönefeld, Germany.

### **Salute to the 2009 Seniors**

▶ West Virginia's appearance in the 2010 Konica Minolta Gator Bowl marked the final game for 23 Mountaineer seniors, who have been part of one of the greatest periods of success in the program's history. This Mountaineer class was an integral part of 40 wins, one BIG EAST championship, two 11-win seasons, three-straight bowl victories, including two-straight New Year's bowl wins, and four final Top 25 rankings, including two in the Top 10 during their career.

The 2009 class included: Franchot "Boogie" Allen (DB), Max Anderson (RB), Alric Arnett (WR), Payton Brooks (WR), Jarrett Brown (QB), Selvish Capers (OL), Carmen Connolly (WR), Zac Cooper (LB/DE), Jack Crow (WR), Guesly Dervil (DB), Zach Flynt (LB), Ovid Goulbourne (LB), Scott Kozlowski (P), Josh Lider (K), Scott Loving (TE), Wes Lyons (WR), Trevor Mathews (P), Michael Poitier (RB), Kent Richardson (DB), Nate Sowers (DB), Jon Walko (OL), Reed Williams (LB) and Anthony Wood (DB).

### **Fifth-Year Seniors**

▶ There were 17 fifth-year seniors on the 2009 Mountaineer football team: Alric Arnett (WR), Payton Brooks (WR), Jarrett Brown (QB), Selvish Capers (OL), Zac Cooper (LB), Jack Crow (WR), Zach Flynt (LB), Ovid Goulbourne (LB), Scott Kozlowski (P), Scott Loving (TE), Mike Poitier (RB), Kent Richardson (DB), Nate Sowers (DB), Jon Walko (OL), Citrine Warren (DL), Reed Williams (LB) and Anthony Wood (DB).

### **True Freshmen Players**

▶ Five true freshmen saw action for the Mountaineers in 2009. Those players were Shawne Alston (RB), Tavon Austin (RB), Terence Garvin (DB), Pat Miller (DB) and Geno Smith (QB).

### **First-Time Players**

▶ There were 17 Mountaineers who saw their first career action during the 2009 season, including Shawne Alston (RB), Tavon Austin (RB), John Bassler (OL), Tyler Bitancurt (K), Jeff Braun (OL), Ryan Clarke (RB), Terence Garvin (DB), Josh Lider (K), Matt Lindamood (FB/TE), Joe Madsen (OL), Donovan Miles (LB), Pat Miller (DB), Levi Pardee (OL), Jordan Roberts (RB), Chad Snodgrass (OL), Geno Smith (QB) and Jorge Wright (DL).

### **Eight Ball**

▶ The 2009 season marked the 33rd time West Virginia had won at least eight games in a season, and the 17th time it had happened since 1980.

WVU has gone to bowl games in 25 of the 33 seasons that it has recorded at least eight wins.

### **Seven Up**

▶ The Mountaineers posted their 45th season all-time with at least seven wins and eighth-consecutive season with seven wins or more.

When they win at least seven games in a season, the Mountaineers have gone to 14-straight bowl games.

### **Nine x Seven**

▶ West Virginia posted nine wins in 2009 for the fifth year in a row, marking one of seven schools to accomplish that feat. The Mountaineers posted nine wins for the past two years and 11 wins in each of the three seasons before that.

### **Eight x 11**

▶ West Virginia posted a 9-3 record in 2009, marking the eighth-straight year that the Mountaineers have won at least eight games in a season. Ten other schools have accomplished this feat: Boise State, Boston College, Georgia, LSU, Ohio State, Oklahoma, Texas, Texas Tech, USC and Virginia Tech.

### **Senior Class Records**

▶ After the win over North Carolina in the 2008 Meineke Car Care Bowl, the 2008 West Virginia senior class set the school record for the best four-year mark, 42-9 (2006-09). The 2009 senior class earned 40 wins over their four-year career, marking the third-best record by a senior class in Mountaineer history.

The former record was 41 games won from 2004-07, breaking the previous mark of 38-12 that was set from 2003-06. Prior to that, the 2002-05 teams held the best four-year win total in school history with 36 victories. Before 2002, West Virginia won 35 games from 1981-84, and 33 from 1969-72 and 1922-25.

### **For Starters**

▶ The Mountaineers had a total of 35 players during the 2009 season with at least one game of starting experience. Tops on that list were senior offensive lineman Selvish Capers (33), junior defensive lineman Scooter Berry (28), junior defensive lineman Chris Neild (27) and senior linebacker Reed Williams (27). Alric Arnett, Capers and J.T. Thomas led the Mountaineers with 26-consecutive starts.





### First-Time Starters

► Six Mountaineers received the first start of their career in 2009, including Tavon Austin (WR), Ryan Clarke (RB), Larry Ford (DL), Josh Jenkins (OL), Joe Madsen (OL) and Josh Taylor (DL).

### At Home

► The 2009 season marked the 30th season of competition for West Virginia at Mountaineer Field at Milan Puskar Stadium. WVU holds a 136-49-4 (.730) all-time record at the facility, which opened in 1980.

A 2009 season-opening crowd of 57,950 was in attendance for the Liberty game, 59,216 were in attendance for week two against East Carolina, a sell-out crowd of 60,055 was at the Colorado game, 54,432 for the Marshall game, 58,106 for the UConn game, 55,334 for the Louisville game and 56,123 for the home finale against Pitt. The Mountaineers averaged 57,317 per home game; a total of 10,168,483 fans have watched a game at Mountaineer Field.

### Perfect at Home

► The Mountaineers tallied a 7-0 home slate for the 2009 season. That marked the first undefeated home record since the 1993 season and the 11th-time overall that WVU had at least five home contests. West Virginia posted perfect slates in 1988, 1983, 1969, 1962, 1948, 1925, 1924, 1922, 1919 and 1905. The Mountaineers had undefeated home records but had ties in 1985 and 1957.

### The Numbers From Two, Three, Four, Five, Six, Seven

► The West Virginia Mountaineers have been one of the best teams in college football in the last seven years.

West Virginia's two-year record (2008-09) of 18-8 is tied for 21st-best in college football.

West Virginia's three-year record (2007-09) of 29-10 is 15th-best in college football.

West Virginia's four-year record of 40-12 is 11th-best in college football behind only Boise State (49-4), Florida (48-7), Texas (45-8), Ohio State (44-8), BYU (43-9), USC (43-9), TCU (42-10), Oklahoma (42-13), Cincinnati (41-12) and Virginia Tech (41-13).

West Virginia's five-year record of 51-13 is the eighth-best in college football behind only Texas (58-8), Boise State (58-8), Florida (57-10), USC (55-10), Ohio State (54-10), TCU (53-11) and Virginia Tech (52-15).

West Virginia's six-year record of 59-17 is ninth-best in college football behind Texas (69-9), Boise State (69-9), USC (68-10), Florida (64-15), Ohio State (62-14), Oklahoma (62-18), Virginia Tech (62-18) and LSU (60-18).

And finally, West Virginia has 66 wins over the last seven years, which is good enough for 12th-place in college football.

### On Network Television

► The CBS telecast of the WVU-Florida State game on Jan. 1 marked the 159th network television game for West Virginia. All-time, WVU is 79-79-1 in nationally televised games dating back to the 1954 Sugar Bowl and 9-14 all-time on CBS.

### Most Total Wins Over The Last Seven Years (2003-09)

Rk.	School	Wins
1.	Boise State	82
2.	USC	80
3.	Texas	77
4.	Ohio State	74
	Oklahoma	74
6.	LSU	73
7.	Florida	72
8.	Virginia Tech	70
9.	TCU	69
	Utah	69
	Georgia	69
12.	<b>West Virginia</b>	<b>67</b>
13.	Boston College	64
	Wisconsin	64
15.	Auburn	63
	Texas Tech	63

### Best Winning Percentage Away From Home (Road or Neutral) Over The Last Seven Years (2003-09)

Rk.	School	W-L	Winning %
1.	USC	41-8	.837
2.	Texas	39-8	.830
3.	Boise State	37-9	.804
4.	Georgia	34-12	.739
5.	LSU	31-11	.738
6.	Ohio State	29-11	.725
7.	TCU	32-14	.696
	Florida	32-14	.696
9.	<b>West Virginia</b>	<b>28-15</b>	<b>.651</b>
10.	Virginia Tech	29-17	.630
11.	Navy	32-19	.627
12.	Boston College	28-17	.622
	Auburn	23-14	.622
14.	Oklahoma	26-16	.605
15.	Georgia Tech	25-19	.568

### Best Home Winning Percentage Over The Last Seven Years (2003-09)

Rk.	School	W-L	Winning %
1.	Boise State	45-1	.978
2.	USC	39-3	.929
3.	Oklahoma	43-2	.955
4.	Texas	40-4	.909
5.	TCU	37-4	.902
6.	Ohio State	44-5	.898
7.	Florida	40-6	.870
8.	Virginia Tech	39-6	.867
9.	Texas Tech	38-6	.864
10.	Troy	29-4	.853
11.	Wisconsin	40-7	.851
12.	<b>West Virginia</b>	<b>39-7</b>	<b>.848</b>
13.	LSU	43-8	.843
14.	Iowa	34-7	.829



**WVU vs. 2009 Slate**

► WVU holds a 156-111-6 record (.582) against its 2009 opponents. The Mountaineers own winning records over seven schools: Cincinnati, Connecticut, East Carolina, Liberty, Louisville, Marshall and Rutgers. The Mountaineers have an even record against Auburn and Colorado.

The Mountaineers' 2009 opponents that have the upper hand in the series are Florida State, Pitt, Syracuse and USF, which have beaten the Mountaineers three times in three tries, 61 times in 102 tries, 30 times in 57 tries and three times in five tries, respectively.

**2009 Opponent                      Series Record**

Auburn.....	1-1
Cincinnati.....	14-3-1
Colorado.....	1-1
Connecticut.....	6-0
East Carolina.....	18-3
Florida State.....	0-3
Liberty.....	1-0
Louisville.....	9-2
Marshall.....	8-0
Pitt.....	38-61-3
Rutgers.....	31-4-2
Syracuse.....	27-30
USF.....	2-3
<b>Overall Record.....</b>	<b>156-111-6 (.582)</b>

**Over 200 yards passing the last eight years . . .**

► WVU threw for 243 yards against Liberty in the 2009 season opener, 334 against East Carolina in game two, 302 at Auburn, 258 at Syracuse and 205 at USF.

Last year against North Carolina in the Meineke Car Care Bowl on Dec. 27, the Mountaineers threw for 332 yards, the first time the Mountaineers had over 300 yards passing since Dec. 28, 2000, against Ole Miss in the Music City Bowl. In 2008, WVU threw for 200 or more three times, and four times during the 2007 season. Over the past nine years, WVU is 16-10 when passing for 200 yards or more in a contest.

**NFL Mountaineers**

► There are 13 former Mountaineers on NFL rosters, playing for 11 different teams.



Anthony Becht	Arizona Cardinals
Keilen Dykes	Arizona Cardinals
Ellis Lankster	Buffalo Bills
Corey McIntyre	Buffalo Bills
Mortty Ivy	Carolina Panthers
Chris Henry	Cincinnati Bengals
Steve Slaton	Houston Texans
Pat McAfee	Indianapolis Colts
Pat White	Miami Dolphins
Darius Reynaud	Minnesota Vikings
Ryan Mundy	Pittsburgh Steelers
Owen Schmitt	Seattle Seahawks
Marc Bulger	St. Louis Rams

<b>334</b>	<b>East Carolina (2009)</b>	<b>35-20/W</b>
332	North Carolina (2008)	31-30/W
<b>302</b>	<b>Auburn (2009)</b>	<b>30-41/L</b>
286	Kent State (2001)	34-14/W
279	at Maryland (2001)	20-32/L
271	at Syracuse (2003)	34-23/W
<b>258</b>	<b>at Syracuse (2009)</b>	<b>34-13/W</b>
249	at USF (2007)	13-21/L
244	Rutgers (2006)	41-39/W 3 OT
<b>243</b>	<b>Liberty (2009)</b>	<b>33-20/W</b>
240	at Boston College (2001)	10-34/L
235	at Syracuse (2007)	55-14/W
228	Tenn.-Chattanooga (2002)	56-7/W
226	Western Michigan (2007)	62-24/W
225	at UCF (2004)	45-20/W
224	Boston College (2004)	17-36/L
222	at Louisville (2006)	34-44/L
219	Cincinnati (2008)	23-36/L OT
216	at East Carolina (2006)	27-10/W
216	Pitt (2003)	52-31/W
215	vs. Virginia (2002)	22-48/L
205	Villanova (2008)	48-21/W
<b>205</b>	<b>at USF (2009)</b>	<b>30-19/L</b>
204	at Pitt (2006)	45-27/W
202	East Carolina (2007)	48-7/W
200	at Miami (2003)	20-22/L

**Troopers Assigned**

► Two West Virginia State Police troopers were assigned to the Mountaineer football detail for the 2009 season. They were Trooper Glenn Doyle of the Bridgeport detachment and Trooper Randy Schambach of the New Cumberland detachment. This marked the 17th year of troopers' assignments to Mountaineer football.

**AFCA Honors WVU Football**

► WVU was one of 39 institutions from across the country that was recognized for graduating 75 percent or more of its football student-athletes.

Notre Dame and Miami, which recorded a 100 percent graduation rate for members of its freshman football student-athlete class of 2002, will share the American Football Coaches Association's 2009 Academic Achievement Award.

This year's award marks the second time the NCAA's Graduation Success Rate (GSR) formula has been used to select the winner. From 1981 to 2007, the award was presented based on a formula used by the College Football Association and AFCA.



### December Graduates

► The WVU football program boasted 16 players who graduated with their bachelor's degree in December. The group includes Franchot "Boogie" Allen, Alric Arnett, Payton Brooks, Jarrett Brown, Selvish Capers, Eddie Davis, Ovid Goulbourne, Derek Hayes, Scott Loving, Wes Lyons, Trevor Mathews, Michael Poitier, Kent Richardson, Jon Walko, Reed Williams (second degree) and Anthony Wood.

### National Football Foundation National Scholar-Athlete

► WVU senior linebacker Reed Williams was named to the 2009 National Scholar-Athlete class as a finalist for the William V. Campbell Trophy. The National Football Foundation (NFF) & College Hall of Fame selected the best and the brightest from the college gridiron, from a nationwide pool of 154 semifinalists among all NCAA divisions and the NAIA. Williams joined the 15 other members of the 2009 class, including BCS members Jon Asamoah (Illinois), Eric Decker (Minnesota), Colt McCoy (Texas), Joe Pawelek (Baylor), Todd Reesing (Kansas) and Tim Tebow (Florida).

Williams, a Moorefield, W.Va., native, became the sixth Mountaineer to earn the honor and joined a list that includes Oliver Luck (1981), Jeff Hostetler (1983), Eric de Groh (1998), Jeff Berk (2004) and Jay Henry (2006).

### Rushing For 300

► When WVU rolls up 300 or more yards rushing in a contest like it has in the last eight years, good things happen for the Mountaineers. As proof, WVU is 30-3 since 2001 when reaching the 300-yard rushing mark, including 11 victories in the last 12 times when topping the plateau.

WVU has also rushed for 300 or more yards 32 times since 2001.

Year	Rush Yds	Result	Year	Rush Yds	Result
2008			2005		
at Louisville	376	35-21/W	vs. Georgia	382	38-35/W
at Colorado	311	17-14/L OT	at USF	305	28-13/W
Marshall	319	27-3/W	Pitt	451	45-13/W
			at Maryland	301	31-19/W
2007			Wofford	339	35-7/W
vs. Oklahoma	349	48-28/W			
Connecticut	517	66-21/W	2004		
East Carolina	397	48-7/W	at Connecticut	339	31-19/W
at Maryland	353	31-14/W	East Carolina	492	56-23/W
at Marshall	362	48-23/W			
Western Michigan	316	62-24/W	2003		
			Pitt	307	52-31/W
2006			UCF	303	36-18/W
vs. Georgia Tech	311	38-35/W	at East Carolina	361	48-7/W
at Pitt	437	25-27/W			
Cincinnati	313	42-24/W	2002		
at Louisville	318	34-44/L	Miami	363	40-23/L
Syracuse	457	41-17/W	East Carolina	536	37-17/W
at Miss. State	314	42-14/W	at Cincinnati	334	35-32/W
Maryland	340	45-24/W	UT-Chattanooga	332	56-7/W
E. Washington	394	52-3/W			
Marshall	312	42-10/W	2001		
			Rutgers	446	80-7/W

### WVU's Week-By-Week National Ranking

Week	AP	USA Today	Harris	BCS
Preseason	RV	RV	---	---
Sept. 8	RV	RV	---	---
Sept. 13	RV	RV	---	---
Sept. 20	NV	NV	---	---
Sept. 27	NV	NV	---	---
Oct. 4	RV	RV	---	---
Oct. 11	RV	RV	---	---
Oct. 18	22	22	24	23
Oct. 25	20	20	20	21
Nov. 1	RV	RV	--	--
Nov. 8	RV	23	24	25
Nov. 15	RV	RV	--	--
Nov. 22	RV	RV	--	--
Nov. 29	24	23	25	23
Dec. 6	18	17	16	16
Final	25	22	--	--

### 2009 National Rankings ...

	BIG EAST	NCAA
Scoring Offense	6	67
Rushing Offense	1	24
Scoring Defense	4	31
Rushing Defense	4	37
Passing Offense	8	90
Total Offense	4	61
Passes Had Intercepted	T-3	T-35
Pass Defense	4	46
Total Defense	4	36
Kickoff Returns	7	61
Punt Returns	4	44
Punting	1	11
Passing Efficiency	4	T-56
Turnover Margin	6	70
Interceptions	1	T-16
Pass Eff. Defense	2	29
Third Down Conv.	2	39
Opponent Third Down	2	16
Fourth Down Conv.	8	T-112
Opponent Fourth Down	4	T-43
Sacks By	6	45
Sacks Against	4	57
Tackles for Loss	6	T-41
Tackles for Loss Allowed	5	T-92
Penalties	2	20
Possession Time	4	54
Punt Return Defense	4	61
Kickoff Return Defense	7	104
Turnovers Gained	T-4	T-50
Fumbles Gained	7	T-108
Red Zone Offense	5	T-56
Red Zone Defense	3	T-64

### WVU's Record When Wearing ... (since 2001)

Blue Jersey - Gold Pants:	21-7
Blue Jersey - White Pants:	3-2
Blue Jersey - Blue Pants:	16-3
White Jersey - Gold Pants:	9-9
White Jersey - White Pants:	13-7
White Jersey - Blue Pants:	11-4
Gold Jersey - Blue Pants:	4-0
Gold Jersey - Gold Pants:	2-1
Gold Jersey - White Pants:	2-1



**twitter**

Follow Coach Stewart  
on Twitter  
[twitter.com/CoachStewart](http://twitter.com/CoachStewart)

## Career Starts

Selvish Capers, r-Sr., OL.....	33
Scooter Berry, r-Jr., DL.....	28
Chris Neild, r-Jr., DT.....	27
Reed Williams, r-Sr., LB.....	27
Alric Arnett, r-Sr., WR.....	26
J.T. Thomas, r-Jr., LB.....	26
Jock Sanders, Jr., WR.....	25
Brandon Hogan, Jr., WR/DB.....	24
Noel Devine, Jr., RB.....	23
Sidney Glover, Jr., DB.....	21
Robert Sands, So., DB.....	18
Eric Jobe, r-Jr., OL.....	18
Wes Lyons, Sr., WR.....	17
Pat Lazear, Jr., LB.....	16
Jarrett Brown, r-Sr., QB.....	15
Julian Miller, r-So., DL.....	15
Don Barclay, r-So., OL.....	14
Keith Tandy, r-So., DB.....	14
Joe Madsen, r-Fr., OL.....	13
Josh Jenkins, So., OL.....	13
Nate Sowers, r-Sr., DB.....	12
Tyler Urban, So., TE.....	10
Brad Starks, r-So., WR.....	9
Eain Smith, r-So., DB.....	8
Anthony Leonard, r-Jr., LB.....	7
Josh Taylor, r-So., DL.....	7
Will Johnson, Jr., FB/TE.....	6
Boogie Allen, Sr., DB.....	6
Kent Richardson, r-Sr., DB.....	4
Tavon Austin, Fr., WR/RB.....	4
Najee Goode, r-So., LB.....	2
Guesly Dervil, Sr., DB.....	1
Zac Cooper, r-Sr., DE.....	1
Ryan Clarke, r-Fr., FB.....	1
Larry Ford, r-Jr., DL.....	1

## Consecutive Starts (Current)

Alric Arnett, r-Sr., WR.....	26
J.T. Thomas, r-Jr., LB.....	26
Selvish Capers, r-Sr., OL.....	26
Eric Jobe, r-Jr., OL.....	17
Chris Neild, r-Jr., DL.....	15
Keith Tandy, r-So., DB.....	15
Don Barclay, r-So., OL.....	13
Josh Jenkins, So., OL.....	13
Joe Madsen, r-Fr., OL.....	13
Jarrett Brown, r-Sr., QB.....	13
Brandon Hogan, Jr., DB.....	13
Julian Miller, r-So., DL.....	13
Pat Lazear, Jr., LB.....	13
Robert Sands, So., DB.....	9
Noel Devine, Jr., RB.....	7
Reed Williams, Sr., LB.....	5
Sidney Glover, Jr., DB.....	4
Jock Sanders, Jr., WR.....	3
Wes Lyons, Sr., WR.....	3
Tyler Urban, So., TE.....	2
Boogie Allen, Sr., DB.....	1
Josh Taylor, So., DL.....	1

## West Virginia Football in the Decade (2000-2009)

- ▶ 88-39 overall record with just one losing season during the decade
- ▶ A streak of eight consecutive bowl appearances
- ▶ A streak of four consecutive bowl victories, including the first two BCS bowl wins in school history
- ▶ Triumphs over Ole Miss, Georgia, Oklahoma, Georgia Tech and North Carolina in bowl games
- ▶ A first- or second-place finish in the BIG EAST Conference each of the last eight years
- ▶ A 47-22 record in BIG EAST play with a total of 86 all-conference performers
- ▶ A 51-13 record since 2005
- ▶ A 62-2 record when West Virginia scores more than 30 points in a game
- ▶ 12th in total wins (67) over the last seven years
- ▶ Ninth-best road record (28-15) over the last eight years
- ▶ One of only seven schools with nine or more wins in a season for five-straight years
- ▶ One of just nine schools that have had at least eight wins for eight-straight years
- ▶ A streak of five consecutive AP Top 25 finishes
- ▶ 73 weeks in the AP poll, including 35 weeks in the Top 10
- ▶ The school's first-ever No. 1 ranking in the Coaches' Poll
- ▶ 13 victories over nationally ranked teams
- ▶ Top 15 ranking in rushing offense for seven-consecutive years from 2002-2008
- ▶ 75 network television appearances
- ▶ A Rimington Award winner and two Heisman Trophy finalists
- ▶ Three consensus All-Americans
- ▶ 76 wins since 2002
- ▶ Eclipsed the 10 million mark in total attendance at Milan Puskar Stadium on Oct. 24, 2009

## Average Per Down

▶ Here's a breakdown of how the 2009 West Virginia offense operated on first, second, third and fourth down.

On first down, the Mountaineers ran a total of 377 plays and gained 2,278 yards for a 6.0 average. On second down, the Mountaineers ran 287 plays for 1,605 yards and a 5.6 average. On third down, the Mountaineers ran 179 plays for 1,014 yards and a 5.7 average gain on third down. West Virginia tried 12 fourth-down plays in 2009, gaining 10 yards for a 1.2 average on fourth down.

WVU's touchdowns came 21 times on first down (13 rushing and eight passing), 14 times on second down (12 rushing and two passing) and six times on third down (five rushing, one passing).

## Offensive Analysis

▶ Breaking down the West Virginia offensive numbers for the 2009 season, the Mountaineers ran a total of 855 plays, 508 coming on the ground and 347 through the air. The rushing game totaled 2,423 yards, an average of 4.8 yards per carry and 29 touchdowns. The passing attack totaled 2,484 yards, 12 touchdowns and an average of 11.3 yards per completion.

Combine the two and the Mountaineers turned in 4,907 yards of total offense and 41 offensive touchdowns for an average of 5.7 yards per play, and an average of 26.2 points per game.

Deeper analysis shows that the Mountaineer offense gained 122 first downs by the run and 109 via the pass. On average, West Virginia totaled 186.4 yards per game on the ground, 191.1 per game passing and 377.5 yards of total offense.

## The Red Zone Report

▶ West Virginia has scored 37-of-43 times (86.0 percent) when inside its opponent's red zone, scoring 229 points: 23 points against Liberty, 21 against East Carolina, 23 at Auburn, 21 against Colorado, a season-high 34 points at Syracuse, 17 against Marshall, 14 against UConn, 17 at USF, 14 both against Louisville and at Cincinnati, three points against Pitt, 14 at Rutgers and against Florida State in the Gator Bowl.

The scoring consists of 22 rushing touchdowns and eight passing touchdowns for a total of 30 touchdowns and seven field goals. The six failed attempts were an interception by Auburn, a fumble and the end of a half against East Carolina, an interception against Louisville, loss of downs against Pitt and a missed field goal against Florida State.

WVU's opponents have scored 31-of-37 times (83.8 percent) they have reached the red zone, for a total of 161 points: 10 by Liberty, 17 by East Carolina, 21 by Auburn, zero points by Colorado and Syracuse, seven by Marshall, 17 by UConn, 20 by USF, six by Louisville, 24 by Cincinnati, nine against Pitt, three at Rutgers and 30 by Florida State.

Opponent's scoring consists of 17 touchdowns, eight rushing touchdowns, nine passing touchdowns and 14 field goals made. The six failed attempts are a missed field goal by ECU, two fumbles by Marshall and a missed field goal by UConn, Cincinnati and Florida State.

### Big Play Offense

► Throughout the 2009 season, the Mountaineer offense had 59 plays of 20 yards or more, including 25 on running plays and 34 on passing plays. Eight of the 25 runs went for touchdowns and four of the 34 pass plays went for touchdowns.

Since 2000, the 2007 squad posted the most 20-yard plays (76), 46 runs and 30 pass plays. Seventeen of the 46 runs went for touchdowns and six of the 30 pass plays went for touchdowns.

The 2000 squad had 62 20-yard plays for the year (12 games), 15 runs and 47 pass plays. Of the 15 run plays, two went for touchdowns and of the 47 pass plays, five went for touchdowns.

### Scoring 20 or more in a quarter

► West Virginia's 21 points in the first quarter at Auburn marked the only time in 2009 that the Mountaineers posted 20 or more points in a quarter.

Last year, WVU scored 20 or more points three times in a quarter. WVU has scored 20 or more points in a quarter 31 times since 2001 and done it in two quarters of a game six different times.

Game	Year	Points	Quarter
Auburn	2009	21	1st
North Carolina	2008	21	1st
Louisville	2008	21	3rd
UConn	2008	21	3rd
UConn	2007	21	4th
UConn	2007	21	3rd
Miss. State	2007	28	1st
at Marshall	2007	21	3rd
at Marshall	2007	21	4th
W. Michigan	2007	21	3rd
vs. Ga. Tech	2006	21	3rd
Cincinnati	2006	21	2nd
Cincinnati	2006	21	3rd
Syracuse	2006	21	3rd
at Miss. State	2006	21	4th
Maryland	2006	21	1st
vs. Georgia	2005	21	1st
Pitt	2005	21	4th
UConn	2005	21	2nd
at Maryland	2005	24	4th
James Madison	2004	21	2nd
East Carolina	2004	28	2nd
Temple	2003	21	1st
at East Carolina	2003	20	2nd
at East Carolina	2003	21	3rd
at Temple	2002	21	1st
UT-Chattanooga	2002	21	2nd
UT-Chattanooga	2002	21	4th
Rutgers	2001	28	1st
Rutgers	2001	31	2nd
Kent State	2001	21	3rd



### Air Arsenal

► The Mountaineers increased their passing numbers in 2009 with Jarrett Brown under center. The strong-armed quarterback connected with 10 different receivers this season for 2,144 yards. That marked the first offense to pass for 2,000 or more yards since 1998.

Seven Mountaineers turned 12 receptions into touchdowns, with senior Alric Arnett and junior Jock Sanders tops on the list with three. Sophomore Brad Starks had two, while juniors Noel Devine and Will Johnson, sophomore Tyler Urban and freshman Tavon Austin each had one.

The 2009 WVU offense out-produced the 2008 squad, averaging 191.1 passing yards per game (150.5, 2008).

The Mountaineers' air arsenal peaked in the squad's 34-13 win at Syracuse, when nine different receivers caught at least one pass; it had been four years since nine players caught at least one pass in a WVU contest.

Brown utilized seven different receivers in a defensive battle with Pitt. Arnett led the unit with seven catches for 71 yards. Brown ended the game 19-31-0 for 164 yards.

Eight Mountaineers caught a pass at Cincinnati, with Starks tops on the list with five receptions for 50 yards and one TD.

Brown threw for more than 200 yards in the USF loss, with Arnett leading the corps with 84 yards, including a team-long connection of 32 yards.

True freshman Geno Smith proved to be a respectable fill-in for an injured Brown against Marshall, connecting with five receivers for positive yardage after a slow start to lead the Mountaineers to victory. Smith's day was capped off by a 33-yard TD to Arnett at the opening of the fourth quarter that sealed the win for WVU. Smith played in four games this season and completed 70.6 percent of his passes (24-32-1) for 217 yards and one touchdown.

### Third-Down Conversions

► One of West Virginia offensive coordinator Jeff Mullen's primary goals for the 2009 season was to execute better in third-down situations. His offensive unit finished with the second-best third-down conversion mark in the BIG EAST, and ranked 39th nationally.

WVU converted 69-of-162 attempts (42.6 percent) on third down through 12 games. The Mountaineers converted 9-of-19 attempts two games ago against then-No. 8 Pitt, marking one of their best performances this season. The Mountaineers converted 7-of-14 third-down attempts at USF, and 8-of-16 third-down attempts against UConn, a key factor in their 28-24 victory over the Huskies. Against Auburn, WVU converted 10-of-15 third downs, its best single-game conversion rate of the season.

### Offensive Attack

► West Virginia ended the 2009 season averaging 377.5 yards of total offense the fourth-best mark in the BIG EAST. Two of their best performances came in back-to-back games against East Carolina and Auburn, when the Mountaineers posted an astounding 509 yards of total offense in each contest. The last time WVU posted 500 yards or more in consecutive games during one season was in 2007, when it defeated Western Michigan (542 yards) in the season-opener and topped Marshall (511 yards) in its second game.

West Virginia eclipsed the 400-yard mark twice, totaling 438 in its season-opening 33-20 win against Liberty, and 405 in a 35-24 win over Colorado on Oct. 1. The Mountaineers also posted respectable showings against nationally ranked Cincinnati and Pitt, compiling 390 and 369 yards, respectively.



**Brown Quickies**

- ▶ He is WVU's second-highest career completion percentage leader (min. 100 att.) at 63.7
- ▶ He is seventh in career passing efficiency (min. 100 att.) at 129.54
- ▶ His 334 yards passing against East Carolina were the most this decade by a Mountaineer (most since Marc Bulger threw for 346 vs. Miami in 1999)
- ▶ WVU is 11-4 with Brown as its starting quarterback

**Brown's Top Total Offense Games**

407 (334 pass/73 rush).....	E. Carolina (2009)
317 (244 pass/70 rush).....	Rutgers (2006)
312 (243 pass/69 rush).....	Liberty (2009)
287 (221 pass/66 rush).....	Auburn (2009)
244 (205 passing; 39 rushing).....	USF (2009)
237 (244 passing/-7 rush).....	Syracuse (2009)
222 (188 passing; 34 rushing).....	Cincinnati (2009)
210 (149 pass/61 rush).....	USF (2007)

**WVU Single Game Total Offense**

424 .....	Pat White vs. Pitt/2006
424 .....	Marc Bulger vs. Missouri/1998
407 .....	Jarrett Brown vs. East Carolina/2009
407 .....	Mike Sherwood vs. Pitt/1968

**Brown's Long Throws**

58/TD .....	Tavon Austin/East Carolina (2009)
58 .....	Brad Starks/Auburn (2009)
55 .....	Brad Starks/East Carolina (2009)
48/TD .....	Brad Starks/Colorado (2009)
48 .....	Dorrell Jalloh/Rutgers (2006)
46/TD .....	Alic Arnett/East Carolina (2009)
43 .....	Dorrell Jalloh/USF (2007)
41 .....	Tito Gonzales/Syracuse (2007)
38 .....	Jock Sanders/Liberty (2009)
35 .....	Alic Arnett/Pitt (2009)
33 .....	Will Johnson/Syracuse (2009)
33 .....	Tyler Urban/Liberty (2009)
32 .....	Alic Arnett/USF (2009)
32 .....	Tito Gonzales/USF (2007)
31 .....	Jock Sanders/Auburn (2009)
31 .....	Steve Slaton/Rutgers (2006)
30 .....	Alic Arnett/Rutgers (2009)
29 .....	Jock Sanders/Rutgers (2009)
29 .....	Alic Arnett/Louisville (2009)
28 .....	Jock Sanders/East Carolina (2009)
28 .....	Jock Sanders/Liberty (2009)
27 .....	Brad Starks/Syracuse (2009)
26 .....	Alic Arnett/Auburn (2009)
24 .....	Alic Arnett/Cincinnati (2009)
24 .....	Wes Lyons/Pitt (2009)
22 .....	Alic Arnett/Liberty (2009)
22 .....	Tyler Urban/Louisville (2009)
22/TD .....	Brandon Myles/Rutgers (2006)
21 .....	Brad Starks/Liberty (2009)
21 .....	Jock Sanders/Cincinnati (2009)
21 .....	Wes Lyons/Cincinnati (2009)

**Brown's Long Rushes**

51 .....	Connecticut (2007)
40/TD .....	Rutgers (2006)
36 .....	Rutgers (2009)
35 .....	Marshall (2008)
32/TD .....	Florida State (2009)
30 .....	East Carolina (2007)
27 .....	Florida State (2009)
26 .....	Colorado (2009)
25 .....	UConn (2009)
24 .....	Louisville (2009)
23 .....	Cincinnati (2009)
22 .....	East Carolina (2009)
22/TD .....	Liberty (2009)

**TD Passes at Mountaineer Field (Game)**

1. Pat White vs. Villanova/2008 .....	5
2. Jarrett Brown vs. East Carolina/2009 .....	4
Marc Bulger vs. Pitt/1999 .....	4
Chad Johnston vs. Rutgers/1995 .....	4
Major Harris vs. Pitt/1989 .....	4
Oliver Luck vs. Colorado State/1981 .....	4

Jarrett Brown



**The Curtain Call**

▶ Redshirt senior quarterback Jarrett Brown had a season to remember in 2009 in his only year as the Mountaineers' full-time starter.

With a 9-4 record as WVU's starter in 2009, and 11-4 overall, Brown amassed 2,610 yards of total offense in his senior campaign, including 2,144 yards on 187-of-296 attempts through the air, and 466 via the ground on 117 attempts.

The second-team all-BIG EAST performer passed for 11 touchdowns and ran for six more on the season. Against East Carolina, he was brilliant passing for a career-best 334 yards and tallying 407 yards of total offense, tying for the third-best performance in school history, and he also garnered BIG EAST Offensive Player of the Week honors for his efforts.

Against the Pirates, Brown completed 24-of-31 for 334 yards and four touchdowns, setting career marks in every category: completions, attempts, yards and TD passes.

In the season opener against Liberty he tallied 312 yards of total offense, including four touchdown passes and 243 yards through the air, which tied for the second-best performance in Mountaineer Field history. At Syracuse, he guided a Mountaineer offense that put up 385 yards of total offense in the contest and Brown passed for 244 yards on 22-30 with one touchdown.

After waiting in the wings behind Pat White, 2009 marked the year of Brown, and he did not disappoint.

**Brown's Career Completions**

▶ Jarrett Brown completed 24-of-31 for 334 yards and four touchdowns against East Carolina, setting career marks in every category: completions, attempts, yards and TD passes.

His previous best in completions came in game one against Liberty, when he completed 19-of-26. His most attempts and top yardage performance came in 2006 against Rutgers when he threw 29 times for 244 yards. Brown's previous career high in touchdown performances was one against five teams.

**A Talented Backup**

▶ True freshman Geno Smith was the Mountaineers' backup quarterback in 2009. The much-heralded thrower came to WVU after having an All-American high school career. For the season, Smith appeared in five total games, passed for 309 yards on 32-of-49 attempts with one touchdown.

He was pressed into duty for a second time against Florida State in the Konica Minolta Gator Bowl when starter Jarrett Brown went down with an ankle injury in the second quarter. He completed 8-of-15 passes for 92 yards with a long of 19 yards.

He made an appearance against Marshall, when Brown left the game in the first series. Smith answered the bell, completing 15-of-21 passes for 147 yards, a touchdown and a long pass of 33 yards that went for a touchdown. Those numbers are all career highs, including throwing his first collegiate touchdown pass. He completed 5-of-8 passes for 50 yards at Auburn with a long of 20. At Syracuse, he completed 3-of-4 for 14 yards with a long pass of nine yards.

### Devine in the Record Books

▶ With his 168 yards rushing against Florida State in the Konica Minolta Gator Bowl, Noel Devine continues his ascension in the WVU record book. He currently sits at No. 5 on the all-time WVU career rushing list.

1.	5,164	Avon Cobourne	1999-2002
2.	4,480	Pat White	2005-08
3.	4,086	Amos Zereoue	1996-98
4.	3,923	Steve Slaton	2005-07
5.	<b>3,381</b>	<b>Noel Devine</b>	<b>2007-09</b>

### Devine's Long Runs

92/TD.....	Syracuse (2008)
<b>88/TD.....</b>	<b>Pitt (2009)</b>
79.....	Louisville (2008)
<b>77/TD.....</b>	<b>Colorado (2009)</b>
76.....	Maryland (2007)
<b>71/TD.....</b>	<b>Auburn (2009)</b>
<b>70.....</b>	<b>Florida State (2009)</b>
65/TD.....	Oklahoma (2007)
<b>62.....</b>	<b>UConn (2009)</b>
<b>56/TD.....</b>	<b>UConn (2009)</b>
<b>56.....</b>	<b>Colorado (2009)</b>
37.....	USF (2007)
36.....	Auburn (2008)
36.....	Marshall (2008)
36.....	UConn (2007)
35.....	Auburn (2008)
34.....	East Carolina (2008)
<b>34.....</b>	<b>Florida State (2009)</b>
<b>32.....</b>	<b>Rutgers (2009)</b>
<b>31.....</b>	<b>East Carolina (2009)</b>
31.....	Maryland (2007)
31.....	UConn (2007)
30/TD.....	Auburn (2008)
<b>30.....</b>	<b>Marshall (2009)</b>
29.....	East Carolina (2008)
29.....	Auburn (2008)
26.....	Marshall (2008)
25/TD.....	UConn (2007)
25.....	Louisville (2008)
<b>24/TD.....</b>	<b>Liberty (2009)</b>
24.....	Villanova (2008)
23.....	Syracuse (2008)
23.....	W. Michigan (2007)
23.....	UConn (2007)

### Noel Devine's 2009 Season Rushing

Opponent	No.	Yds	Avg.	TD	Lg
LU	17	112	6.6	1	24
ECU	19	80	4.2	1	22
AU	15	128	8.5	3	71
CU	22	220	10.0	1	77
SU	22	91	4.1	1	15
MU	19	103	5.4	2	30
UCONN	23	178	7.7	1	62
USF	17	42	2.5	0	25
UL	13	56	4.3	0	24
UC	25	88	3.5	0	11
Pitt	17	134	7.9	1	88
RU	16	65	4.1	1	32
FSU	16	168	10.5	1	70
<b>Totals</b>	<b>241</b>	<b>1,465</b>	<b>6.1</b>	<b>13</b>	<b>88</b>

### Noel Devine's 2009 Season Receiving

Opponent	No.	Yds	Avg.	TD	Lg
LU	3	9	3.0	0	6
ECU	3	18	6.0	0	13
AU	2	26	13.0	0	17
CU	1	7	7.0	0	7
SU	2	12	6.0	1	11
MU	1	20	20.0	0	20
UCONN	1	13	13.0	0	13
USF	4	33	8.3	0	14
UL	1	0	0.0	0	0
UC	1	9	9.0	0	9
Pitt	1	2	2.0	0	2
RU	0	0	0.0	0	0
FSU	2	28	14.0	0	15
<b>Totals</b>	<b>22</b>	<b>177</b>	<b>8.0</b>	<b>1</b>	<b>20</b>



Noel Devine

### One of the Nation's Finest Runners

▶ Junior tailback Noel Devine was better than advertised during the 2009 season. When the game was on the line, no one stepped up more than Devine.

Devine, a unanimous first-team all-BIG EAST Conference selection, WVU's Co-Offensive MVP selected by the coaching staff and a semifinalist for the Maxwell Award, had one of the best seasons for a Mountaineer running back in school annals this year, rushing for a career-best 1,465 yards, the fourth-best single-season performance in school history, on 241 carries, with 13 touchdowns, a 6.1 yards-per-carry average and 112.7 per game, 17th-best nationally.

His numbers ranked him second in the BIG EAST, only behind Pitt's Dion Lewis. He posted seven 100-yard rushing efforts on the year and seven rushes of 50 yards or more, four of which went for touchdowns.

Against Florida State in the Konica Minolta Gator Bowl, he collected 168 yards on 16 carries, an average of 10.5 yards per run and had a touchdown. His 70 yard run in the first quarter set the WVU bowl record for longest run from scrimmage.

Against Connecticut he was brilliant in the second half, amassing 171 yards (after he was held to just seven in the first half) with runs of 62 and 56 (the seventh and eighth longest rushes of his career, respectively). He also tallied the game-winner on a beautiful tip-toeing effort down the sideline that went for 56 yards, marking his fifth career touchdown rush of at least 50 or more yards. His efforts garnered him BIG EAST Offensive Player of the Week honors.

Against Pitt, Devine had an outstanding performance even though he was hampered with an ankle injury, running for 134 yards on 17 carries, an average of 7.9 yards per carry, including a season-long touchdown run of 88 yards in the third quarter.

Against Colorado, he tallied a career-best 220 yards on 22 carries for a 10 yards per carry average. His yardage tied for the seventh-best single game performance in school history. He also posted two of his then top seven individual career rushes against the Buffaloes - a 77-yard touchdown rush on WVU's second play of the game and a 56-yard scamper in the third quarter.

At Auburn, he was lights out, rushing for a game-best 128 yards on just 15 carries, an 8.5 yards per carry average, and a career-best three touchdown rushes. He also scored on a 71-yard rush in the first quarter to give the Mountaineers a 14-0 lead. The run was then the fourth-longest of his career.

### Noel Notes

- ▶ Collected 1,465 yards in 2009, his second 1,000-yard rushing season
- ▶ Rushed for 1,289 yards in 2008 as a sophomore, his first 1,000 yard season
- ▶ Averaging 6.5 yards per carry during career
- ▶ Tallied 3,381 rushing yards in 38 games, No. 5 in school history
- ▶ Tallied 4,507 all-purpose yards in career, No. 4 in school history
- ▶ Averages 118.6 all-purpose yards per game in career
- ▶ WVU is 15-8 with Devine as a starting running back
- ▶ Fifteen career 100-yard rushing efforts; two 200-yard efforts
- ▶ WVU is 12-3 when he rushes for 100 yards or more
- ▶ Has scored at least one rushing touchdown in 11 of last 14 contests
- ▶ Longest non-touchdown run in school history (79 at Louisville/2008)
- ▶ Second-longest touchdown run in school history (92 vs. Syracuse/2008)
- ▶ Eleven career runs of 50 yards or more

### Among NCAA Active Career Leaders

- ▶ No. 4 in career yards per carry at 6.50
- ▶ No. 9 in career rushing with 3,381 yards
- ▶ No. 12 in career all-purpose yards per play
- ▶ No. 13 in yards per game at 89.0
- ▶ No. 15 in career all-purpose running yards at 4,507



Ryan Clarke



**Clarke Raised the Bar**

► Ryan Clarke gave WVU's offense the bruiser it needed and complimented the running of Noel Devine. Clarke served as the team's fullback to help answer short-yardage situations. He tallied 60 carries for the 2009 season and scored eight touchdowns and rushed for a score on every 7.5 carries.

At Rutgers, the ESPN.com all-freshman team member toted the ball 14 times for 48 yards with a touchdown and a long gain of 24. Against Pitt, he carried the ball 10 times for 29 yards and had a long run of eight yards. But none of his carries was more important than the last one, a two-yard run for the final first down for WVU, enabling them to hold the ball and run the clock down for the game-winning field goal.

At Cincinnati, he had a breakout game of 60 yards on five rushes, including a 37-yard touchdown run that put WVU up 14-7. Against Florida State in the Konica Minolta Gator Bowl, he finished with 12 yards on three carriers, an average of 4.0 yards per carry and a touchdown.

Clarke scored WVU's first touchdown of the season on his first career carry, a two-yard rush late in the first half of the Liberty win. He joins teammates Will Johnson, Alric Arnett and Tyler Urban, who also tallied a touchdown on their first career touches. Both Johnson and Arnett tallied those in last year's season-opening victory against Villanova and Urban against Rutgers.

**No Running Back Shortage**

► Known nationally for their ground-game prominence, the Mountaineers' stable of backs during the 2009 season was deep, talented and plentiful.

During the season, as a unit including QB Jarrett Brown, the Mountaineers toted the ball 508 times for 2,423 yards, averaging 4.8 yards per carry, 186.4 yards per game, with 29 touchdowns.

**Outgaining the Opposition**

► The Mountaineers finished with 4,907 yards of total offense during the 2009 season, improving by 222 yards from the 2008 season.

In eight of its 13 games, WVU finished with more total offense than its opposition. The Mountaineers amassed 438 yards to Liberty's 299, then totaled back-to-back 509-yard efforts against East Carolina and Auburn, which tallied 237 and 400 yards, respectively. Against Colorado, WVU had 405 yards of total offense. The Mountaineers were then held to 385 yards against Syracuse, but only allowed the Orange to gain 222 yards. Against Marshall, WVU finished with 313 yards and held the Herd to 207. The Mountaineers outgained Pitt in the Backyard Brawl, 369-325, and had 278 yards to Rutgers' 218 in their last regular-season game.

The Mountaineers were outgained against UConn, USF, Louisville, Cincinnati and Florida State.

**Double-Digit Wins**

► In WVU's nine victories in 2009, five came by a double-digit margin.

With the exception of four opponents (UConn, Louisville, Pitt and Rutgers), the Mountaineers have enjoyed double-digit victories.

In its nine wins, WVU held a 10.5 point margin of victory, and outscored its opponents by an average of 26.6 to 20.8.

**Devine's 100-Yard Rushing Games**

220	.....	Colorado (2009)
207	.....	Auburn (2008)
188	.....	Syracuse (2008)
178	.....	UConn (2009)
154	.....	Louisville (2008)
136	.....	at Maryland (2007)
134	.....	Pitt (2009)
133	.....	at Colorado (2008)
129	.....	at Auburn (2009)
125	.....	Marshall (2008)
118	.....	UConn (2007)
112	.....	Liberty (2009)
108	.....	Oklahoma (2007)
103	.....	Marshall (2009)

**Noel Devine's 2008 Season Rushing**

Opponent	No.	Yds	Avg.	TD	Lg
VU	9	47	5.2	0	24
ECU	12	94	7.8	0	34
CU	26	133	5.1	0	19
MU	14	125	8.9	1	36
RU	19	55	2.9	0	9
SU	18	188	10.4	1	92
AU	17	207	12.2	1	36
UConn	17	60	3.5	0	22
UC	19	58	3.1	0	9
UL	13	154	11.8	0	79
Pitt	12	17	1.4	0	9
USF	17	90	5.3	0	14
UNC	13	61	4.7	1	18
<b>Totals</b>	<b>206</b>	<b>1,289</b>	<b>6.3</b>	<b>4</b>	<b>92</b>

**Noel Devine's 2008 Season Receiving**

Opponent	No.	Yds	Avg.	TD	Lg
VU	6	37	6.2	0	17
ECU	3	9	3.0	0	9
CU	3	11	3.7	0	4
MU	1	0	0	0	0
RU	1	9	9.0	0	9
SU	6	6	1.0	0	5
AU	1	13	13.0	0	13
UConn	1	11	11.0	0	11
UC	6	48	8.0	0	9
UL	0	0	0.0	0	0
Pitt	3	6	2.0	0	7
USF	3	21	7.0	0	9
UNC	1	14	14.0	0	14
<b>Totals</b>	<b>35</b>	<b>185</b>	<b>5.3</b>	<b>0</b>	<b>17</b>

**Noel Devine's 2007 Season Rushing**

Opponent	No.	Yds	Avg.	TD	Lg
WMU	7	44	6.3	1	23
MU	5	76	15.2	2	39
MD	5	136	27.2	0	76
ECU	7	11	1.6	0	14
USF	4	36	9.0	0	37
SU	4	13	3.3	0	8
RU	6	40	6.7	0	18
UL	2	11	5.5	0	6
UC	2	23	11.5	0	17
UConn	11	118	10.7	1	36
Pitt	7	11	1.6	0	7
OK	13	108	8.3	2	65
<b>Totals</b>	<b>73</b>	<b>627</b>	<b>8.6</b>	<b>6</b>	<b>76</b>

**Noel Devine's 2007 Season Receiving**

Opponent	No.	Yds	Avg.	TD	Lg
WMU	1	19	9.0	0	19
MU	0	0	0	0	0
MD	1	1	1.0	0	1
ECU	1	7	7.0	0	7
USF	0	0	0	0	0
SU	1	12	12.0	0	12
RU	0	0	0	0	0
UL	1	4	4.0	0	4
UC	0	0	0	0	0
UConn	0	0	0.0	0	0
Pitt	0	0	0	0	0
OK	2	47	23.5	0	34
<b>Totals</b>	<b>7</b>	<b>90</b>	<b>12.9</b>	<b>0</b>	<b>34</b>



### Sanders in the Record Books

► With his five catches at Rutgers, Jock Sanders moved to No. 5 on the all-time WVU career receptions list.

1.	191	David Saunders	1995-98
2.	169	Shawn Foreman	1995-98
3.	160	Khori Ivy	1997-2000
4.	155	Antonio Brown	1998-20014
5.	<b>137</b>	<b>Jock Sanders</b>	<b>2007-09</b>
6.	133	Darius Reynaud	2005-07
7.	126	Rahsaan Vanterpool	1993-96
8.	119	Mark Raugh	1979-82
9.	111	Darrell Miller	1978-82
	111	Steve Lewis	1974-78

### The Streak Continues

► With two catches in the Gator Bowl, Jock Sanders, WVU's Co-Offensive MVP named by the coaching staff, stands alone at No. 11 on the BIG EAST's all-time consecutive games with a reception list, having hauled in a pass in 28-consecutive contests. The junior is only the third Mountaineer to make the list, and the first since Khori Ivy did so after catching a pass in 40-straight games.

Sanders' concluded the 2009 season with 72 catches for 688 yards and three touchdowns.

Sanders' streak began with WVU's 2007 loss to Pitt. Rutgers' Brian Leonard has the all-time BIG EAST Conference record at 47 games.

David Saunders (1995-96, 1998) was the last Mountaineer to go at least 28-straight games with one catch, as he opened his streak in the 1995 loss at Maryland and ended with a loss against Missouri in the 1998 Insight.com Bowl. Since the BIG EAST Conference's inception in 1991, six Mountaineers have caught at least one pass in 18-straight games.

### All-Time BIG EAST Consecutive Games with a Reception (includes bowl games)

1.	47	Brian Leonard, Rutgers, 2003-06
2.	40	Khori Ivy, West Virginia, 1997-00
3.	37	Reggie Wayne, Miami, 1997-00
4.	34	Dominick Goodman, Cincinnati, 2006-08
		Latef Grím, Pittsburgh, 1998-00
6.	33	David Saunders, West Virginia, 1995-96, 1998
7.	32	Tres Moses, Rutgers, 2002-05
8.	31	Kenny Britt, Rutgers, 2006-08
9.	30	Grant Adams, Boston College, 2002-04
10.	29	Johnnie Morant, Syracuse, 2000-03
11.	<b>28</b>	<b>Jock Sanders, West Virginia, 2007-09</b>
12.	27	Ernest Wilford, Virginia Tech, 2000-03
13.	26	Dietrich Jells, Pittsburgh, 1991-94
		Harry Douglas, Louisville, 2005-07

### WVU Consecutive Games with a Reception (since 1991) (includes bowl games)

1.	40	Khori Ivy, 1997-00
2.	33	David Saunders, 1995-96, 1998
3.	<b>28</b>	<b>Jock Sanders, 2007-09</b>
4.	25	Brandon Myles, 2004-06
5.	23	Anthony Becht, 1996-99
		Steve Slaton, 2005-07
7.	20	Chris Henry, 2003-04
8.	18	Darius Reynaud, 2005-07



Jock Sanders

### You Can Count on Us!

► Prolific players usually travel in pairs, and juniors Noel Devine and Jock Sanders are no different. A vital part of the Mountaineer offense, the duo combined for 18 of WVU's 43 touchdowns in 2009, with at least one of the two scoring in almost every game this year.

Through 38 games as teammates, WVU is 5-1 when both Devine and Sanders score a touchdown. The Mountaineers are 17-1 when just one produces points. WVU is 1-8 when neither Devine nor Sanders registers points; the duo was held out of the end zone this season in the USF and Cincinnati losses.

Despite Devine's one-yard TD run in the 2010 Gator Bowl, the Mountaineers could not hold on for the win. The loss is the first for WVU when either Devine or Sanders records a score.

Devine's bowl TD was his 14th of the season, 10 more scores than he recorded as a sophomore. He gained 168 yards on 16 rushing attempts against the Seminoles, including a signature long-run of 70 yards that set-up his first-quarter score.

Devine and Sanders tallied a score at Syracuse, the third time this season both scored in one game after accounting for four touchdowns at Auburn, the first time the pair each scored in a game this season. The pair also teamed up to push the Mountaineers toward a win against Colorado, as each scored in the first half.

### Favorite Target

► Though quarterback Jarrett Brown passed the ball around this season, one receiver emerged as his favorite – slot Jock Sanders. The St. Petersburg, Fla., native put together a solid junior campaign and upped his offensive production. He caught a team-best 72 passes for 688 yards – 29 more passes and 102 more yards than any other Mountaineer.

With a 52.92 yards-per-game average, the Phil Steele second-team all-BIG EAST Conference honoree ranked ninth in the league. Additionally, his 5.54 receptions-per-game average was the second-best in the conference and 36th-best the nation.

Through 39 career games, Sanders has 137 catches, ranking him fifth all-time in the WVU annals, for 1,252 yards.

Held to only two receptions in the Gator Bowl, Sanders still ended the season strong and led the Mountaineers to victory at Rutgers, as he caught a team-best five passes for 62 yards. In the team's opening drive, Brown connected with him twice for 36 yards, including a 29-yard reception.

Though held to just three catches in the Louisville win, Sanders made sure they counted, as he turned an eight-yard Brown pass in the waning minute of the first half into the Mountaineers' go-ahead TD.

Against UConn, Sanders grabbed a game-high eight passes for 81 yards. Additionally, Sanders' downfield blocking was on full display against the Huskies. Sanders was the receiving corps leader at Syracuse, catching nine passes for 67 yards, including a long of 17-yards that came in the middle of the Mountaineers' second scoring drive. Though he did not catch a TD, he still crashed the goal line with a nine-yard rushing score in the second quarter. The six points were the only ground points for Sanders on the season.

Sanders was Brown's go-to guy at Auburn, catching 12 passes for 115 yards, including a six-yard TD reception near the end of the first quarter that put the Mountaineers ahead 21-10. Sanders' final numbers were career- and game-highs. Additionally, his 12 receptions tied a program-best mark that hadn't been achieved since David Saunders hauled in 12 receptions against Miami in 1998. Finally, his 100-yard effort was the first for a Mountaineer since Darius Reynaud burned Marshall for 134 yards in 2007.

Alic Arnett



### Arnett Goes Long

► Although he only had two years to give to the Mountaineers, senior wide receiver Alic Arnett proved he was worth the wait, as he solidified his importance in 2009 and connected with teammate Jarrett Brown for some of the most-prolific plays of the season.

Arnett and Brown connected for three touchdowns this season. Arnett ended the year ranked 11th in the BIG EAST in receiving yards per game (47.08) and 12th in receptions per game (3.31).

Arnett concluded his Mountaineer career with 78 receptions for 1,052 yards and nine touchdowns.

A downfield threat all year, Arnett and Brown connected on a 30-yard pass early in the Rutgers win, moving the chains for the Mountaineers and setting up Ryan Clarke's one-yard rushing touchdown.

Arnett left little doubt in his dependability in the Pitt win, as he pulled down an 11-yard Brown pass to sustain WVU's winning drive. He finished with seven catches for 71 yards, including a team-best 35-yard reception.

Held to just two catches at Cincinnati, Arnett still turned in a clutch performance, catching a team-best 24-yard pass from Brown on third-and-12 that set up Clarke's 37-yard scoring run. Arnett made the most of a low-passing game in the win over Louisville, catching three passes for a game-high 46 yards. His game-best 29-yard reception late in the second quarter extended the Mountaineers' 72-yard drive and set up the team's first score, an eight-yard Jock Sanders touchdown.

Arnett and Brown, both Floridians, were the most productive pair in their homecoming game at USF, connecting on six passes for 84 yards, including a 32-yard zinger on the team's first play. That pass completion jump-started an 80-yard scoring drive. His leadership skills were on full display in the Marshall win, as he laid out in the end zone and caught freshman Geno Smith's lone TD pass of the day, a 33-yard strike two minutes into the fourth quarter. He finished with three catches for 55 yards.

### Austin's Power

► One of the season's newcomers who made a big impact, true freshman Tavon Austin emerged as another Mountaineer weapon. A true dual-threat, Austin, who saw time in each game this year, introduced himself to the Mountaineer faithful against ECU in his first-career start, blazing down the field, splitting three defenders, pulling down a 58-yard Jarrett Brown pass and streaking into the end zone for his first career touchdown.

Austin caught one pass for 19 yards in the Gator Bowl, pushing his season totals to 15 receptions for 151 yards, giving him sole possession of sixth place on the all-time freshman receiving list.

Austin tallied three catches in the Pitt win for 12 yards. He proved his versatility in his first season, not only scoring through receptions, but also on a kick return and on a run. Austin's last six points came via his feet, as he helped replace an injured Noel Devine in the second half of the Louisville win and steamrolled into the end zone from nine yards out in the third quarter to put the Mountaineers ahead, 14-6. In total, he had six rush attempts for 47 yards on the season.

Austin's breakout game was against UConn, as his speed and running abilities were on full display against the Huskies. He not only tallied one five-yard rush, but also opened the contest with a 98-yard kickoff return for a touchdown, the first of his career.

### Sanders Phones Home

► Jock Sanders was a consistent threat to score on his home turf, as the speedy Mountaineer caught a six-yard TD pass with 1:21 remaining in the first half in the Colorado win.

The shifty slot receiver was back at it against Louisville, crossing the plane with 36 seconds left in the first half on an eight-yard pass from Jarrett Brown to put the Mountaineers ahead for good, 7-3.

The score was Sanders' fourth of the season, and 15th of his career. Additionally, it was his seventh TD within the friendly confines of Milan Puskar Stadium; he nabbed five in 2008 for a team-best 30 points.

### Hot Potato

► Ten different Mountaineers caught at least one pass in 2009, totaling 2,484 yards through the air. Five Mountaineers hauled in passes from Jarrett Brown and Geno Smith in the Gator Bowl, with sophomore Brad Starks leading the corps with three catches for 30 yards. The team used an average of 6.46 receivers per game this season.

The Mountaineers have steadily increased receiver participation over the past four seasons, with an average of 5.08 receivers per game in 2006, 5.92 in 2007 and 6.0 in 2008.

Brown connected with a season-high nine receivers in the win at Syracuse; the mark had not been achieved since the 52-3 win over Eastern Washington on Sept. 9, 2006.

Brown threw to eight receivers at Cincinnati, seven in the team's season-opening win over Liberty, at home vs. Colorado and Marshall and Pitt and at USF, six in the ECU victory and at Auburn and five in wins over UConn, Louisville and at Rutgers.

### Double the Fun

► Redshirt senior wide receiver Alic Arnett scored at least two touchdowns in three different games in his career.

Arnett nabbed his first two-touchdown performance of the 2009 season against ECU, connecting with Jarrett Brown for scores of 46 yards and 11 yards; the 46-yard touchdown, the team's first passing score of the season, was a career-long touchdown reception for Arnett.

Arnett bookended the 2008 season with matching two-touchdown performances. The Belle Glade, Fla., native had two TDs against Villanova; the first score, a 24-yard reception, was Arnett's first-career catch. The speedy wide-out also had two scores in the bowl win over UNC; Arnett's second TD, a 20-yard reception, was a game winner.

Former WVU receiver Chris Henry was the previous Mountaineer to make his first career reception his first touchdown, as he took a 37-yard pass from quarterback Rasheed Marshall in for six in WVU's 48-7 victory over ECU on Sept. 6, 2003.





### Lyons Saves His Best For Last

► Strong down the end stretch, senior West Lyons closed out his WVU career with a solid final season. In his first three years combined, Lyons totaled 254 yards on 22 catches. In 13 games in 2009, Lyons grabbed 20 catches for 263 yards; for his career, he finished with 42 catches in 49 games for 517 yards.

Lyons' leaping abilities were on display in his final game at Milan Puskar Stadium against Pitt, as he took to the air and pulled down two Jarrett Brown passes for 44 yards. Both receptions came on third down; the first, a 20-yard catch on 3rd-and-9 in the second quarter, and the second, a 24-yard catch on 3rd-and-5 in the third quarter that sustained the Mountaineers' second scoring drive.

Lyons turned in a solid performance at UC, catching two passes for 34 yards, including a 21-yard reception on the Mountaineers' final scoring drive. He caught four passes for 39 yards at USF, and even though he was held without a catch against UConn, he made his presence known with his blocking. He finished with a career-best 53 yards against Marshall, including a career-best 29-yard catch on WVU's opening fourth-quarter scoring drive.

### Dual-Threat Team

► The Mountaineers have built a solid reputation as a run-first team over the last decade, but Jarrett Brown's year as the WVU QB will be remembered for its balance. The Mountaineers were an equal threat on the ground and in the air in 2009 and notched 2,484 passing yards and 2,423 rushing yards against their opponents.

WVU's passing offense (191.1 yards per game) was eighth in the BIG EAST; Noel Devine's rushing yards per game (112.69) were second in the conference, 17th in the nation; Brown's total offense (200.77) was third in the BIG EAST, 70th in the NCAA; and Jock Sanders' receptions per game (5.54) was second in the conference and 36th in the NCAA.

The Mountaineers pushed out early over Florida State in the Gator Bowl, thanks in part to a strong performance from Devine, who paced WVU to 176 yards on the ground through two quarters. Rookie Geno Smith was then forced into action in the second half once Brown went down with an injury, and the Mountaineers' offense stalled. Smith ended the game 8-15 for 92 yards, and the team only gained 45 additional yards on the ground.

Devine and Ryan Clarke each rushed into the end zone for scores at Rutgers and combined with Brown for 159 yards. Brown's last run was easily the most-impressive of the day, as he stiff-armed RU's George Johnson on a 3rd-and-6 situation for a 12-yard gain.

WVU's run attack proved to be the difference in a tough defensive battle with Pitt, as the unit racked up 205 yards in the 19-16 win. Devine paced the squad with 134 yards, including an 88-yard touchdown dash. Brown also was efficient, going 19-for-31 and gaining 164 yards through the air.

The Mountaineers charged at Cincinnati with a balanced offensive attack, rushing for 202 yards and passing for 188. Brown and Clarke both entered the end zone on a rush, while sophomore Brad Starks caught a three-yard Brown pass to bring the Mountaineers within three points.

The Mountaineers' rushing game took over against an inspired UConn defense, with Devine earning the bulk of the carries and rushing for 178 yards and the game-winning 56-yard TD. WVU netted 234 rushing yards against the Huskies, and 153 yards through the air.

The Mountaineers gained more yards on the rush (257) than with the pass (148) in the Colorado win. At Syracuse, Brown and Smith combined for 258 yards, and the offense ran for 127 yards. Prior to that, WVU hadn't outgained its passing game since Pitt on Nov. 28, 2008, a streak of five games.

### No Myth With Urban

► A tight end with soft hands, sophomore Tyler Urban's second season was highlighted by his powerful blocking skills. The North Huntingdon, Pa., native has contributed though in more ways than one in his two years with the Mountaineers. Through 26 career games, Urban has caught 14 passes for 196 yards and three touchdowns.

Urban was clutch in the Mountaineers' 17-9 win over Louisville, catching two passes for 28 yards, including a 22-yard reception that jump-started WVU's first-half ending scoring drive. In consecutive games at Cincinnati and against Pitt, Urban caught one four-yard pass, though his blocking skills continued to help the Mountaineers move the ball.

He made a solid contribution at USF, catching an eight-yard pass in the first half. He earned six points against UConn, his first score of the 2009 season, in the third quarter on a one-yard reception. He also had a solid game at Syracuse, catching one pass for 14 yards. Against Liberty, Urban caught two passes for 49 yards, the second-best offensive output. He also had a 33-yard reception, the game's second-longest reception.

### Spreading the Wealth

► Through the 2009 season, 10 different Mountaineers caught at least one pass for 2,484 total yards.

Seven Mountaineers caught a pass in the 19-16 win over Pitt, with senior Alric Arnett in front with seven catches for 71 yards. The team used an average of 6.38 receivers per game this season.

The Mountaineers have steadily increased receiver participation over the past four seasons, with an average of 5.08 receivers per game in 2006, 5.92 in 2007 and 6.0 in 2008.

Quarterback Jarrett Brown connected with a season-high nine receivers in the win at Syracuse; the mark had not been achieved since the 52-3 win over Eastern Washington on Sept. 9, 2006.

Brown threw to eight receivers at Cincinnati, seven in the team's season-opening win over Liberty, at home vs. Colorado and Marshall and at USF, six in the ECU victory and at Auburn, five in wins over UConn and Louisville and against Florida State in the Konica Minolta Gator Bowl and four in the win at Rutgers.

### Quarterback's Dream

► Nine Mountaineers caught a pass from quarterbacks Jarrett Brown and Geno Smith in WVU's 34-13 win at Syracuse, highlighting the squad's emphasis on the pass and total team involvement.

Though junior Noel Devine was the only Mountaineer to turn a reception into a score, the first receiving touchdown of his career, six receivers caught more than one pass, with Devine's classmate, Jock Sanders, tops on the list with nine catches for 67 yards. The last time WVU completed passes to nine different receivers was a 52-3 win over Eastern Washington in Morgantown on Sept. 9, 2006.



## Selvish Capers

**Making Each Catch Count**

► Sophomore Brad Starks emerged in 2009 as one of the Mountaineers' most-efficient receivers, pulling in 29 throws for 405 yards, and a team-best 14 yards-per-catch average.

The Unionville, Va., native ranked No. 15 in the BIG EAST with a 33.75 receiving yards per game average. He also ranked No. 16 in the conference in receptions per game (2.42).

Through 22 games as a wide-out, Starks has 46 catches for 573 yards and three touchdowns.

Starks led the corps in the 2010 Gator Bowl, hauling in three passes for 30 yards. He finished with two catches for 16 yards in the Pitt win, including a long of 11 yards.

He was the Mountaineers' most productive receiver at Cincinnati, catching five passes for 50 yards. He kept the Mountaineers' hopes alive late in the game, as he cradled a three-yard Jarrett Brown pass deep in the end zone with 39 seconds left.

He scored his first touchdown of the season in the win over Colorado on a 48-yard Brown pass. The touchdown reception was the longest of the game and Starks' longest of his career.

He turned in two catches for 53 yards at Syracuse, and two at Auburn, including a 58-yard Brown pass to set-up the Mountaineers' first score of the night. Starks' reception was a career-long; additionally, Starks showed his quarterbacking skills that night as well, as he also threw a 31-yard pass to Jock Sanders in the third quarter that eventually led to Noel Devine's third score of the game.

Gaining a solid repertoire with Brown, Starks had a career day against ECU, finishing second on the team with five catches for 76 yards, including a 55-yard reception that eventually led to the team's second score of the game.

**Soft Hands, Big Presence**

► The tight ends have come back at WVU. Dependable pass-catchers, junior Will Johnson and sophomore Tyler Urban combined for 16 receptions, 195 yards and two touchdowns in 2009. Both played vital roles in the Mountaineers' win over Pitt, as their downfield blocking helped WVU gain tough yards against the Panther defense.

Johnson was heavily utilized at Cincinnati. He not only caught a 10-yard pass, but also blocked for the Mountaineer playmakers. Urban pulled down two passes for 28 yards against Louisville. He got on the scoreboard on a one-yard Jarrett Brown pass in the UConn win. Johnson may have only had one catch against Marshall, but it was crucial, as his five-yard gain pushed the Mountaineers through a third-and-four situation and set-up quarterback Geno Smith's fourth quarter, 33-yard touchdown pass to Alric Arnett.

Both Johnson and Urban caught passes at Syracuse, the first time the Mountaineers had two tight ends record receptions since the 2008 bowl win against North Carolina. Johnson finished with two catches for 42 yards, including a team and personal-best 33-yard reception on a wheel route that eventually set-up Ryan Clarke's second rushing TD of the game.

Against ECU, Johnson caught two passes for 21 yards and converted a four-yard catch into a touchdown. Johnson was wide open on his scoring play and made the most of his availability; the score was the second of his career. Sophomore Ricky Kovatch has also seen action in all 13 of WVU's contests after gaining experience in 2008 and playing in 12 games.

**We Must Protect**

► A young offensive line gained playing experience in 2009, and proved that it is capable of helping the Mountaineers excel on the ground and in the air.

Redshirt senior Selvish Capers was named an all-BIG EAST Conference second-team selection by the league's coaches and Phil Steele. Sophomore Josh Jenkins was named a third-team honoree by Phil Steele and redshirt freshman Joe Madsen was selected a third-team all-freshman nationally by collegefootballnews.com and a BIG EAST all-Freshman by ESPN.com.

The line was tested in the Gator Bowl and forced to protect a freshman quarterback in the second half. Despite the tall orders, the Mountaineers still managed to gain 221 yards and three scores on the ground. The unit proved again that it is capable of creating the big plays for swift back Noel Devine, as he ran for 168 yards, including a long of 70, and one TD.

Despite blistering conditions, the line helped the Mountaineers outrush Rutgers, 162-65, in the 24-21 win. Always dependable in goal-line situations, Devine and Ryan Clarke provided the necessary protection to run in for respective six- and one-yard touchdowns.

The big five were also crucial in WVU's win over Pitt, counter-attacking the Panthers' defensive line, especially in the Mountaineers' winning drive at the end of the game; WVU's total offensive effort was effective and balanced, with 205 yards rushing and 164 yards passing.

The unit led a balanced attack at UC, as the Mountaineers gained 202 yards on the ground and 188 yards through the air. The offensive line aided WVU in pulling out the win over UConn, paving a path for Devine as he rushed for 171 yards in the second half and the game-winning TD. The line was the steadying force in the Marshall win, protecting Smith and allowing him to throw for 147 yards and a touchdown. In that game, Devine ran for 103 yards and two scores.

The five big guys were exceptionally strong in short-yardage goal-line situations at Syracuse, as all four of the Mountaineers' rushing TDs were from nine yards out or less. The line saw success against Colorado, as Devine gained a career-best 220 yards, including a 77-yard touchdown. The Mountaineers ended the game with 257 rushing yards, their best output since gaining 376 at Louisville on Nov. 22, 2008.

The unit provided Brown both the time and protection necessary to make the big plays, as he threw for 2,144 yards and rushed for 466. WVU ranked No. 3 in the conference and No. 70 in the nation with a 200.77 total offense average. In addition to supporting the Mountaineers' scoring chances, a young O-line proved it could adapt to change, as Eric Jobe and Madsen rotated between the center and right guard positions.

Capers totaled a team-best 33 starts over his career. Jobe has 18 starts to his name, and left tackle Don Barclay has 14. Jenkins and Madsen started all 13 games in 2009.

**The Hawg Herald: Offensive Line Stats**

Player	Snaps	Sacks	T-Bolt Blocks	Knockdowns
Selvish Capers	853	4	6	47
Josh Jenkins	853	5.5	10	46
Eric Jobe	852	1	1	18
Don Barclay	839	3	15	64
Joe Madsen	840	1.5	7	43
Matt Timmerman	51	0	0	2
Jeff Braun	27	0	1	2
John Bassler	13	0	0	1
Jon Walko	13	0	0	0
Chad Snodgrass	13	0	0	0



### ***The Nose Against His Foes***

► Redshirt junior Chris Neild had yet another tremendous year in the trenches for the Mountaineers. The Stroudsburg, Pa., native started all 13 games.

Despite being double-teamed almost every play, the all-BIG EAST Conference second-team selection by the league coaches and ESPN.com, and a Phil Steele third-team honoree, managed to finish the year with 35 tackles, including 13 solo, and two for loss.

He also had one pass deflection and had his first career interception. The interception came on the final drive against UConn in West Virginia's 28-24 victory. During that game, Neild also recorded two solo and three assisted tackles.

At Auburn, he recorded three solo and two assisted tackles, while also providing the Mountaineers a spark at home against Colorado with two solo and four assisted tackles.

Neild was named the WVU Defensive Champion after his performances against Auburn, Colorado, Syracuse, Marshall, UConn and Rutgers.

### ***Two of a Kind***

► Chris Neild (UConn) joined fellow defensive lineman Josh Taylor (Syracuse) on the interception list this season. The last time two defensive linemen had interceptions in the same season was 1997.

In a 31-24 loss at Boston College on Sept. 13, 1997, defensive end Bob Baum and defensive tackle John Thornton each picked off a Matt Hasselbeck pass in Hasselbeck's only two interceptions thrown.

### ***Thriller Miller***

► The biggest success story on the defensive line was the play of redshirt sophomore Julian Miller. Miller, an all-BIG EAST Conference third-team selection by Phil Steele, had an unbelievable season as he racked up 53 tackles, including 30 solo stops, most among West Virginia defensive linemen and second most among defensive linemen in the BIG EAST.

He finished the season with a team-high nine sacks and team-high 14 tackles for loss. The last WVU player to have nine sacks in a season was Johnny Dingle in 2007 and Miller's 18-game streak with at least one tackle is the four-longest among the defense and the longest among West Virginia defensive linemen.

He recorded the fourth-most sacks in the BIG EAST and tied for sixth in tackles for loss in the conference. His 14 tackles for loss tied for fifth on the WVU single-season tackle for loss list, tying him with Grant Wiley (2000, 2003), James Davis (2001) and David Upchurch (2001).

Nationally, the Columbus, Ohio, native tied for 30th in sacks per game and tied for 51st in tackles for loss per game.

Miller's best game came against Louisville when he recorded five solo and one assisted tackle, along with three sacks for a loss of 19 yards. Two of his sacks came in the Cardinals' last drive of the game.

He also had a standout game in the season-opener against Liberty by recording three solo and four assisted tackles, including two sacks. This season, Miller recorded at least two solo tackles in 11 of the 13 games he played.

He was named the WVU Defensive Champion after his performances against Liberty, Marshall, Louisville and Rutgers. Miller also was named BIG EAST Defensive Player of the Week against the Cardinals.

### ***A Very, Scary Berry***

► Junior Scooter Berry once again proved to be a dominate and energetic force on the defensive line during the 2009 season.

Despite missing five games and being limited in others with injury, the North Babylon, N.Y., native finished the campaign with 15 tackles, including eight solo stops, one sack and two tackles for loss.

His best performance came in the national spotlight when West Virginia traveled to Cincinnati. Berry finished the game with one solo tackle and three assisted.

He also had a good performance against Louisville, when he recorded two solo and one assisted tackle.

### ***Everyday Takeaway***

► In its 24-21 loss to Cincinnati, the Mountaineer defense did two things that only one other opponent has done to the Bearcats this season.

WVU became the first team to recover a fumble against Cincinnati, as Sidney Glover forced a fumble by tight end Adrien Robinson that was recovered by Keith Tandy at the Cincinnati 49. The turnover turned into a touchdown seven plays later when Jarrett Brown scrambled into the endzone from eight yards out.

The Mountaineers also became the first team to force multiple turnovers against Cincinnati, courtesy of Robert Sands' downfield interception with 47 seconds left before halftime.

For the season, West Virginia has forced 23 turnovers, including 17 interceptions and six fumble recoveries. The Mountaineers finished with as many interceptions as the 2005 and 2008 seasons, marking the the most interceptions by a WVU team since the 2003 squad tallied 21.

West Virginia finished the 2009 season tied for 16th in the nation in passes intercepted.

### ***A Second String With Sting***

► With the injury bug biting the Mountaineers on the defensive line in some games during the 2009 season, Larry Ford, Jorge Wright and J.B. Lageman all did an adequate job filling in.

Wright, a native of Miami, Fla., saw action in nine games and finished the year with 10 tackles, including seven unassisted tackles, one sack and two tackles for loss.

In extensive time against Louisville, the redshirt freshman had his best game of the season, recording three solo tackles, including one for a loss of two yards. Wright's other standout game was at Syracuse where he recorded his first career sack and two solo tackles.

A Georgetown, S.C., native, Ford played in nine games and started at home against Louisville. In that game, he recorded his season total with three assisted tackles in the 17-9 victory.

An in-state talent from Huntington, W.Va., Lageman only saw action in one game at Syracuse. The redshirt freshman made his presence felt however, recording his first career tackle and sack after coming around the outside and drilling Syracuse quarterback Ryan Nassib for a seven-yard sack.

## Young Star

► Redshirt sophomore Josh Taylor used the 2009 season to emerge as one of the top young stars on the defense.

After earning a scholarship prior to the season, the Miramar, Fla., native played in 12 games and recorded 23 tackles, including 11 unassisted tackles, two sacks and 3.5 tackles for loss. He also had an interception. Against Florida State in the Konica Minolta Gator Bowl, he collected three tackles, including two solo stops and had a tackle for loss.

At Syracuse, not only did he make two tackles in the win and bolster the defensive line, but he also snatched his first career interception on a screen pass thrown by Orange quarterback Greg Paulus. He returned the pick eight yards before losing the ball to teammate Pat Lazear. The play set up the Mountaineers' first of four-consecutive touchdowns. It marked the second-straight game at Syracuse that a defensive lineman recorded a pick.

Taylor also had a great game against UConn, recording two solo and two assisted tackles.

In his first career start against Auburn, he made an immediate impact as he had his first career sack for a loss of three yards.

## Ceasing The Ground Attack

► WVU's linebacking corps was vital to the Mountaineers' success in stopping the rush this season. Opponents averaged 3.7 yards per carry and a total of 126.7 yards per game. The defense yielded nine rushing touchdowns, marking the fewest amount of rushing touchdowns given up since only giving up eight during the 2004 season. Nationally, WVU ranked 37th in rushing defense and fourth in the BIG EAST.

The defense held opponents to 100 yards or less in seven of the team's 13 games.

WVU held Marshall to 58 net rushing yards for the game, and the Thundering Herd actually had -7 yards net rushing in the second half. For the game, Marshall was held to 1.7 yards per rush.

One of the most difficult challenges for the rush defense came against Auburn, which entered the contest with the second-best rushing offense in the nation. The Tigers were held to their lowest rushing total of the season, only amassing 100 yards on the ground.

The Mountaineers also held Colorado to just 100 yards of offense on the ground, but the Buffaloes needed 30 attempts to accomplish the feat. Liberty, East Carolina, Syracuse and Rutgers were the other opponents who did not reach 100 yards rushing.

## Below 300

► West Virginia's defense posted four sub-300 yardage efforts in what has been another good season under defensive coordinator Jeff Casteel.

During its two-game stretch against Syracuse and Marshall, WVU's defense posted back-to-back season-bests in opponents' offensive yardage. At Syracuse, the Mountaineers held the Orange to 222 yards, including 72 yards rushing. In its next game, WVU held Marshall to 207 yards.

WVU's standout performance against Marshall was the least amount of yards it has given up to an opponent since holding the Thundering Herd to 158 total yards on Sept. 27, 2008, a span of 15 games.

The Mountaineers also shut down two-time Conference USA champion East Carolina on Sept. 12, holding the Pirates to 237 yards of total offense. To finish the regular season, West Virginia had its second-best defensive performance of the season, holding Rutgers to 218 yards of offense in a snow-filled game in Piscataway.

## Reeding the Offense

► An all-BIG EAST Conference second-team selection and the WVU Defensive Player of the Year as selected by the coaching staff, Reed Williams was a stalwart at the middle linebacker position for the Mountaineers.

Williams finished fourth on the team in total tackles (68), third in assisted tackles (38) and pass breakups (7) and tied for fourth in tackles for loss (6). In the BIG EAST, he finished 23rd in total tackles and tied for 12th in pass breakups.

The Moorefield, W.Va., native was named the defensive champion for the Colorado, Marshall, Louisville and Rutgers games. Arguably his best performances of the season came against WVU's last two games.

Against Florida State in the Konica Minolta Gator Bowl, he finished with 11 tackles for the game, his only double-figure tackle performance of the season. He collected eight solo stops and a tackle for loss. At Rutgers, he recorded nine tackles, six of which were solo, had a pass breakup and notched two sacks for 17 yards. Against Colorado, Williams recorded nine tackles and three pass breakups. He had another outstanding performance against Marshall, registering eight tackles, forcing a fumble and breaking up two passes.

For his career, he finished with 253 tackles, 7.5 sacks, 19 tackles for loss, 12 pass breakups, seven forced fumbles, three fumble recoveries and two interceptions.



## A Lineman's Dream

► Josh Taylor's first quarter interception was not the first time Syracuse saw a WVU defensive lineman pick off a pass.

Former Mountaineer Keilen Dykes was the last Mountaineer defensive lineman to record an interception, also against the Orange in 2007. Dykes returned the ball 19 yards for his only career touchdown.

## Quiet Impact

► He surely was not the biggest name among WVU's linebacking corps, but redshirt senior Ovid Goulbourne made quite the impact on the defense during the 2009 season.

The Easton, Pa., native totaled 20 tackles, but more importantly, Goulbourne registered 5.5 sacks - the mark ranked him 12th in the conference. He also has one interception - the first of his career, which came against Auburn - and three pass breakups this year.

Against East Carolina, he registered a season-high two sacks. Against Pitt, he combined with defensive lineman Julian Miller to record a sack on quarterback Bill Stull. Goulbourne also notched a sack in WVU's win over Colorado and at Rutgers.

## A Season of Lows

► West Virginia's rushing defense has been one of the team's strongest units in the 2009 season. Through 13 games, two opponents were held to their season-low in total rushing against WVU.

Auburn mustered 100-yards rushing against WVU, a season-low for the Tigers, on Sept. 19. One month later, the Mountaineers held Marshall to 58 yards on the ground, which was the Thundering Herd's then-lowest rushing output in 2009.





### **The Tackle Monster**

► Redshirt junior J.T. Thomas' impact this season was as loud as his hits on opponents. An all-BIG EAST Conference first-team selection by the league coaches, he finished second on the team in tackles (76), tied for second in tackles for loss (7), tied for third in interceptions (2) and had five pass breakups.

Among BIG EAST competition, Thomas tied for No. 14 in passes defended and tied for 20th in total tackles. The weak-side linebacker was named co-defensive champion by the WVU coaching staff for the Liberty game after finishing with seven tackles, including four solo stops, assisting on a sack and having 2.5 tackles-for-loss. Against a high-powered offense in Auburn, Thomas stepped up his game and recorded nine tackles – five solo – and had one tackle for a loss. The total put him over 100 tackles for his career. Pitted against another tough offense, Thomas again was at the forefront of the Mountaineers' defense, making seven stops at Cincinnati, four of which were unassisted. He matched that total at USF.

Thomas finished with six or more tackles in eight games. He is a second generation linebacker as his father, J.T., Sr., played at WVU in 1994 and 1995 and was an all-BIG EAST selection as a senior.

### **A Lazeer to the Ball**

► Junior Pat Lazeer was a force on the Mountaineers' defense this year. The all-BIG EAST Conference second-team selection by Phil Steele led the team in total tackles (78) and tied for No. 17 in the BIG EAST. He tied for fourth on the team in tackles for loss (6), fourth in solo tackles (34) and was one of eight Mountaineers to force a fumble.

The Bethesda, Md., native recorded a career high in tackles against Connecticut, making 11 stops. Lazeer recorded eight tackles in three different games this year – Colorado, USF and Louisville.

His lone fumble recovery came against Syracuse. After teammate Josh Taylor intercepted Syracuse quarterback Greg Paulus, Taylor fumbled the ball to Lazeer, who carried it 53 yards and set up WVU's first score of the game.

### **Sands Saves Best Performance for Bowl Game**

► Sophomore Robert Sands' team-leading five interceptions during the 2009 season was crucial in the turnover game. He was named first-team all-BIG EAST Conference by the league coaches and Phil Steele.

His five picks tied for the most in the BIG EAST and tied him for 32nd nationally. Sands had eight pass breakups and five interceptions, tying him for No. 1 in the conference and No. 34 nationally in passes defended. He was second on the team in pass breakups and 28th nationally.

The Carol City, Fla., native made his last performance of the 2009 season his best as he collected a game-high and personal-best 13 tackles against Florida State in the Konica Minolta Gator Bowl, including nine solo stops and two tackles for loss.

Sands posted back-to-back games with seven-tackle performances, accomplishing the feat against eighth-ranked Pitt and Rutgers. He tied a career high against Pitt with five solo stops. He has recorded interceptions against Pitt, Cincinnati, Marshall, Colorado and Liberty. His pick at home versus Liberty was the first of his career.

Sands, a safety, is a three-time defensive champion and was the BIG EAST Defensive Player of the Week following his performance against Pitt.

### **Hovering Hogan**

► An all-BIG EAST Conference first-team selection by the league coaches and second-team honoree by Phil Steele, cornerback Brandon Hogan increased his role and made more of an impact on the Mountaineers' defense during the 2009 season. The junior led the team in pass breakups (11) and solo tackles (46) and was third in total tackles (74).

In the BIG EAST, Hogan tied for third in passes defended and was 22nd in total tackles. Nationally, he tied for 52nd in passes defended.

His top performance of the season came against East Carolina, as he made a team-high 11 tackles to become the first Mountaineer defender to crack the double-digit mark in tackles in 2009. Hogan became the first secondary player to record double-digit tackles since former Mountaineer Ellis Lankster had 12 in WVU's 35-13 victory over Connecticut in 2008.

Hogan also recorded a double-digit tackle effort at Cincinnati, totaling 11, eight of which were solo stops.

He has earned or shared the defensive champion title four different times this season.

### **Undercover Glover**

► Defensive back Sidney Glover was one of many defensive playmakers this season for the Mountaineers. He tied for second on the team in tackles for a loss (7), seventh in total tackles (60) and was one of nine Mountaineers to have an interception in 2009. Glover, who had four PBU, tied for 17th in the conference with that mark and tied for 28th in the BIG EAST in total tackles.

The Warren, Ohio, native was also another valuable piece on WVU's defense in the turnover game. Against Rutgers, he returned a 21-yard interception for a touchdown. Before that, he forced a fumble at Cincinnati, marking the Bearcats first lost fumble of the season.

Against Marshall, Glover fell one tackle shy of matching a career high, as he totaled nine stops in the win. Outside of that performance, Glover has racked up at least five tackles in six different games this season.

### **A Stop for the Ages**

► In its contest at Syracuse on Oct. 10, the WVU defense seemed to have a knack for shutting down the Orange from converting on third down. The Mountaineers held the Orange to 0-for-11 on third-down conversions.

Ironically, the last time that WVU accomplished that feat was on Sept. 4, 2005, against the Orange. The game was the first of the season for the Mountaineers that year, and Syracuse was 0-for-15 on third-downs.

**Charting Mountaineer Players of the Week**

Game Liberty	O-Champ	D-Champ	ST-Champ	O-Scout	D-Scout	BIG EAST
	Jarrett Brown Don Barclay	J.T. Thomas Julian Miller	Tyler Bitancourt	Peyton Brooks	Zach Flynt	Tyler Bitancourt
<b>East Carolina</b>	Jarrett Brown Jock Sanders Noel Devine Alic Arnett	Keith Tandy Brandon Hogan	Scott Kozlowski	Nick Kinder	Joe Rhein	Jarrett Brown
<b>at Auburn</b>	Jock Sanders	Chris Neild	Mark Rodgers	Pat Eger	Citrine Warren	
<b>Colorado</b>	Noel Devine	Chris Neild Reed Williams	Scott Kozlowski	Terrell Morning	Tyler Anders	S. Kozlowski
<b>at Syracuse</b>	Jarrett Brown Will Johnson Tyler Urban Brad Starks Joe Madsen	Entire Defense	Brandon Hogan Scott Kozlowski	Mike Poitier	Taige Redman	Noel Devine
<b>Marshall</b>	Alic Arnett Wes Lyons	Chris Neild Reed Williams Sidney Glover Julian Miller Brandon Hogan	Scott Kozlowski Sidney Glover Jordan Roberts Matt Lindamood	Jordan Roberts	Benji Powers	
<b>Connecticut</b>	Noel Devine Jock Sanders	Sidney Glover	Tavon Austin	Peyton Brooks	Darwin Cook	Noel Devine Tavon Austin
<b>at USF</b>	None	Robert Sands	Cody Nutter	Terrell Morning	Donovan Pearson	
<b>Louisville</b>	Jock Sanders	Reed Williams Julian Miller	Scott Kozlowski	Nick Kinder	Hunter Bitner	Julian Miller
<b>at Cincinnati</b>	Jarrett Brown Brad Starks Ryan Clarke	None	Scott Kozlowski	Chris Snook	Bobby Weston	
<b>Pitt</b>	Wes Lyons Alic Arnett	Robert Sands Brandon Hogan	Tyler Bitancourt	Ian Loy Courtney Stuart	Jamal Nelson	Robert Sands Tyler Bitancourt
<b>at Rutgers</b>	Jock Sanders	Entire Defense	Scott Kozlowski	Andy Goldbaugh	Nick Cadwell	Reed Williams

**Tootin' Tandy**

► Defensive back Keith Tandy, who started each game this season, was second on the team in solo stops (43), ranked sixth in total tackles (61) and picked off three passes. Tandy tied for 14th in the BIG EAST in passes defended (7) and was 37th in tackles.

He played one of the best games of his career against Pitt, recording a career-high 10 tackles - seven solo - and one interception. His pick led to WVU's first points of the game.

At fifth-ranked Cincinnati, he recorded his first fumble recovery of the season and career.

Tandy's performance against Connecticut was the start of a streak in which he recorded 22 tackles in three games - eight against Connecticut, seven at USF and seven against Louisville.

Tandy finished with five or more tackles in six games this season. He recorded his first career interception against East Carolina, when he picked off quarterback Patrick Pinkney with 4:14 left in the fourth quarter to seal WVU's 35-20 victory.

**Sower Hour**

► Nate Sowers had a good senior year, as he surpassed each of his marks from 2008. Sowers, who started 11 games in 2009, tied for sixth on the team in tackles-for-loss (5.5), was ninth in total tackles (43) and had two pass breakups.

The Martinsburg, W.Va., native recorded at least one tackle in 11 of the Mountaineers' 13 games this season, including a career-high six at Auburn. He followed that performance with five tackles in WVU's win over Colorado.

**Third-Down Stoppers**

► West Virginia's third-down defense is one of the reasons it finished with at least nine wins for the fifth-straight year. The Mountaineers held their opponents to a 32.3-percent clip on third down conversions, 16th nationally and second in the BIG EAST.

West Virginia held Rutgers to 1-of-15 (0.067 percent) on third downs, its second-best performance of the season. The Mountaineers limited Pitt to just 2-of-13 (15 percent), and held Cincinnati to 3-of-8 (38 percent) on third-down conversions in their previous game. WVU held Louisville to just 5-of-17 on third downs (29 percent). The Mountaineers contained USF for most of the game on third down, holding the Bulls to 6-of-15. WVU's defense held Connecticut to 7-of-18 on third-down attempts.

In the second half, the Huskies converted just 3-of-9 attempts. WVU held Marshall to 4-for-15 on third-down conversions (27 percent).

The Mountaineers held Syracuse to 0-for-11 on third downs. The WVU defense held Colorado to 10-of-21 on third-down conversions (47.6 percent). WVU allowed Auburn to go 9-of-18 on third-down conversions, a shade below the Tigers' 53.8 (14-of-26) percentage entering the game and Florida State to go 7-14 in the Konica Minolta Gator Bowl. Against ECU, the Pirates were 6-of-17, and vs. Liberty, the WVU defense made 10-of-13 stops on third down.

**Special Teams/Defensive Touchdowns Since 2001**

**2009**  
Glover 24 INT Return at Rutgers  
Austin 98 kickoff return vs. UConn

**2008**  
Ivy 29 INT return vs. Villanova

**2007**  
Williams 0 fumble recovery vs. UConn  
Wicks 44 fumble recovery vs. Louisville  
Dykes 19 INT return vs. Syracuse

**2006**  
Rivers 50 punt return vs. Mississippi State  
Reynaud 96 kickoff return vs. Maryland

**2005**  
Addae 40 INT return vs. Pitt  
Smith 1 punt return vs. Rutgers  
Lewis 77 punt return vs. East Carolina  
Wicks 31 INT return vs. Syracuse

**2004**  
Lorello 21 INT return vs. Connecticut  
Wicks 34 INT return vs. Virginia Tech  
Lehnort 21 fumble return vs. James Madison  
Jones 76 punt return vs. East Carolina

**2003**  
Frazier 64 punt return vs. Temple  
Jones 47 fumble return vs. Temple  
Jones 49 INT return vs. Boston College  
Jones 87 kickoff return vs. Boston College  
Hunter 0 punt return vs. UCF

**2002**  
Harrison 0 punt return vs. East Carolina  
Estrada 43 INT return vs. Rutgers

**2001**  
Terry 100 kickoff return vs. Maryland  
Hackett 10 fumble return vs. Rutgers

**A Downward Trend**

► The Mountaineer defense held Rutgers to 218 yards of total offense for a season-low, marking the fifth opponent that WVU held under 300 yards of total offense.

During its two-game stretch against Syracuse and Marshall, WVU's defense posted back-to-back then season-bests in opponents' offensive yardage. At Syracuse, the Mountaineers held the Orange to 222 yards, including 72 yards rushing. In its next game, WVU held Marshall to 207 yards.

WVU's standout performance against Marshall was the least amount of yards it has given up to an opponent since holding the Thundering Herd to 158 total yards on Sept. 27, 2008, a span of 15 games.

**No End Zone**

► WVU did not allow a touchdown in its 17-9 victory over Louisville on Nov. 7 in Morgantown. Louisville's points were all accounted for by field goals, marking the first time since WVU's 17-6 win over Syracuse in 2008 that the Mountaineers did not allow a touchdown - a span of 15 games.

Tyler Bitancurt



### Turnover Margin

► West Virginia won the turnover battle in the Liberty, Syracuse, Marshall, UConn, Cincinnati and Pitt games. Since 2002, the Mountaineers are 54-4 when winning the turnover battle.

### Turnovers Gained

	2001	2002	2003	2004	2005	2006	2007	2008	2009	Total
Southern Cal	33	36	42	38	38	22	28	29	22	288
Oklahoma	33	36	34	22	23	32	28	34	30	272
Virginia Tech	34	37	26	32	27	27	31	34	24	272
<b>West Virginia</b>	<b>24</b>	<b>34</b>	<b>36</b>	<b>25</b>	<b>31</b>	<b>24</b>	<b>34</b>	<b>28</b>	<b>23</b>	<b>259</b>
Southern Miss	28	27	33	23	34	25	28	29	27	254

### Kicking For The Records

► Redshirt freshman placekicker Tyler Bitancurt came through big for the Mountaineers during the 2009 season, connecting on 13-of-15 field goals throughout the year, after the graduation of All-American Pat McAfee.

The 13 field goals ties him for No. 10 on the West Virginia single-season list with five others.

The Springfield, Va., native ended his debut campaign tied for No. 5 in field goals in the BIG EAST Conference, No. 5 in kick scoring and No. 10 in total scoring. The all-BIG EAST Conference first-team selection by the league head coaches, ESPN.com and second-team honoree by Phil Steele, saved the day and the game against BIG EAST rival Pitt as he recorded four field goals, including a 43-yarder in the final second of the game for the win.

The ESPN.com all-freshman's standout performance against Liberty tied him for third on the school's single-game list for kick scoring with 15 points as he connected on field goals from 38, 35, 36 and a career-best 45 yards. His performance tied former Mountaineer Ken Juskowich, who made all five field goals in a 15-0 victory over Pitt in 1967.

### Field Goals at Milan Puskar Stadium

► Tyler Bitancurt's game-winning 43-yard field goal against Pitt gave him four on the day, which tied the record for most field goals made at Milan Puskar Stadium. The last time a kicker made four field goals in one contest was Bitancurt against Liberty. Before that, Pat McAfee hit four against Rutgers in 2006.

### Point After - It's Good

► On point after attempts, redshirt freshman placekicker Tyler Bitancurt was almost perfect, making 41-of-42 attempts throughout the season. The 41 extra points ranks him No. 11 on WVU's single-season extra point made list.

### Freshman Memories

► Redshirt freshman placekicker Tyler Bitancurt leaves his name in the WVU record books this season after scoring 80 total points (39 on field goals and 41 PAT). He finished in third place on the school's freshman scoring chart and No. 10 on the school's single-season kick scoring list.

### 42 And Counting

► The West Virginia punt team had another outstanding year, allowing only 8.8 yards a return on 28 returns.

The Mountaineers held their opponents to 25 yards or less in punt return yardage 10 times during the season and under 20 yards four times.

West Virginia finished the season No. 1 in the BIG EAST and No. 11 nationally in net punting.

WVU also stretched its streak of not allowing a punt return for a touchdown to 42 games.

The last time a punt returner got loose for a score against WVU was on Nov. 16, 2006, when Pitt's Darrelle Revis sprung for a 73-yard score.

### Rodgers' Returns

► Sophomore running back Mark Rodgers ended the 2009 season ranked No. 7 in the BIG EAST in kickoff returns with 27 for 619 yards, averaging 22.9 yards per game.

Throughout the season, the speedy back proved he could be counted on as a return man with more than 40 return yards in eight matchups this year.

In the Konica Minolta Gator Bowl against Florida State, Rodgers finished with his second-best return performance of the season with three returns for 84 yards, with a season-long return of 51 yards.

The Lawndale, Calif., native posted a season-best game against SEC opponent Auburn, as he recorded five returns for 139 yards, including a return of 44 yards in the first quarter.

Rodgers also helped save the game in the Backyard Brawl, posting two returns for 53 yards, including a long of 29 yards in the Mountaineers final drive of the game that ended in a 43-yard game-winning field goal by Tyler Bitancurt.

### Kickoff Duties

► Senior Josh Lider and redshirt freshman Tyler Bitancurt shared the kickoff duties during the 2009 season.

For the season, Bitancurt averaged 59.5 yards on 19 kickoffs for a total of 1,131 yards, and finished with three touchbacks. Lider finished with 48 kickoffs for 2,668 yards, an average of 55.6 yards per kick and had one touchback.

Bitancurt averaged 66.2 yards per kick against Louisville, when he finished with four kickoffs for 265 yards and landed two in the end zone. He averaged 61.0 yards per kickoff in his first full-time duties at USF, collecting 183 yards on three kicks and putting one in the end zone. He also averaged 58.6 yards per kickoff against Pitt, collecting 293 yards on five kicks.

Lider averaged 63.2 yards per kickoff at Syracuse, when he posted 379 yards on six kickoffs. He also collected 356 yards on six kicks at Auburn, averaging 59.3 yards per kickoff.



### Tough as Tavon

► Freshman Tavon Austin was a force on kickoff returns this season with 426 yards on 17 returns, with an average of 25.1 yards.

The ESPN.com's all-freshman team selection ended his debut campaign ranked No. 44 in the country and No. 4 in the BIG EAST in kickoff returns.

The highlight of the Baltimore, Md., native's season came in the opening drive in the Mountaineers' win over UConn, as he took a kickoff return for 98 yards to the end zone. The touchdown marked the first time WVU has returned a kickoff for a touchdown since Darius Reynaud had a 96-yard return against Maryland in 2006.

The kickoff return was the seventh-longest return for a touchdown in school history. It marked the 24th time since 2001 that the Mountaineers have scored a special teams or defensive touchdown, and the first this season.

### WVU's Opening Kickoff Returns For Touchdowns (Since 1970)

100/TD - Kerry Marbury vs. Penn St., 10/28/72 (H)

100/TD - Nate Terry vs. Temple, 11/15/97 (H)

98/TD - Tavon Austin vs. UConn, 10/24/09 (H)

94/TD - Eugene Napoleon vs. Md., 9/19/87 (A)

### Powerful Punting

► As the team's punter in 2009, Scott Kozlowski finished as the No. 1 punter in the BIG EAST and No. 9 nationally in punt average per game. He was named third-team All-American by Phil Steele and was an honorable-mention selection by *SI.com*.

The first-team all-BIG EAST selection by Phil Steele and ESPN.com and second-team by the league coaches produced a 44.4-yard average from 64 punts with a season long of 63 yards against East Carolina. He placed 17 inside the 20-yard line and had 17 punts of 50 or more yards. He also had seven touchbacks and 12 which resulted in a fair catch.

The West Palm Beach, Fla., native was named BIG EAST Special Teams Player of the Week after he averaged 43 yards on five punts for 215 yards in the conference win over Syracuse, while booting one for 51 yards. In the Mountaineers' win over Colorado, Kozlowski recorded four punts for 192 yards, averaging 48 yards. He also recorded a long of 56 yards.

Also throughout the season, he was awarded as special teams champ by the coaching staff on six different occasions.

His first honor came after the ECU game in which he averaged 48.2 yards per punt against ECU with a long of 63 yards and placed one inside the opponent's 20-yard line.

For his career, Kozlowski finished with 81 punts for 3,515 yards, an average of 43.4 yards per kick with a long kick of 63 yards. He didn't have any blocked during his career. He finished third on WVU's career chart for highest punt average.

### 2X Academic All-American

► WVU senior linebacker Reed Williams was named an *ESPN The Magazine* Academic All-American second-team selection as announced by the College Sports Information Directors of America.

This marks the second time that Williams has been honored on this prestigious team, as he was a first-team selection as a junior in 2007.

It is the 23rd time that a West Virginia football player has been named to the team and the fifth time that a Mountaineer has been named to the team more than once, including Fred Wyant, (1953-54-55), Oliver Luck (1980-81), Eric de Groh (1996-97-98) and Jay Henry (2005-06).

### Lider, Jobe and Williams Go Academic

► West Virginia kicker Josh Lider, offensive lineman Eric Jobe and linebacker Reed Williams were named to the *ESPN The Magazine* District Two Academic All-District first team.

### 10 Million Fans

► West Virginia eclipsed the 10-million attendance mark in its 28-24 victory over Connecticut on Oct. 24, setting the mark with 58,106 in attendance. There were 56,123 in attendance for the Backyard Brawl against Pitt, giving WVU a home average of 57,317 for the 2009 season.

### 30 Is Enough

► Dating back to 1980, the Mountaineers hold a 144-8-1 record when scoring 30 or more points in a game. During the 1990s, the Mountaineers were 42-4 when scoring 30 or more points in a contest and were 40-2-1 in the '80s when reaching that mark.

WVU is 62-2 since 2000 when scoring 30 points or more in a contest.



Scott Kozlowski

### Recognizing Reed

► Senior linebacker Reed Williams was named one of 12 finalists for the Wuerffel Trophy by the All Sports Association, Inc., the national award that honors the college football player who best combines exemplary community service with outstanding academic and athletic achievement.

The award is named after former Heisman Trophy winner Danny Wuerffel, who led the Florida Gators to the 1996 national championship, played six years in the NFL and has received national recognition for his humanitarian and community service efforts with Desire Street Ministries in New Orleans and around the country.

Finalists include Mike Nixon (LB/Arizona State); Dan LeFevour (QB/Central Michigan); Christian Ponder (QB/Florida State); Zoltan Mesko (P/Michigan); Blair White (WR/Michigan State); Andrew Brewer (WR/Northwestern); Andrew Sendejo (DB/Rice); Dominique Harris (DB/Temple); Jordan Shipley (WR/Texas); Zane Beadles (OL/Utah); Reed Williams (LB/West Virginia) and Tim Hiller (QB/Western Michigan).

Williams also was named a finalist for the Awards and Recognition Association's Sportsmanship Award.

### All-Time AP Poll Finishes in Northeast

► West Virginia finished the 2009 season ranked No. 25 in the Associated Press Poll, marking the fifth-straight year that the Mountaineers finished the season in the Top 25.

Only Army (1954-50), Maryland (1951-55), Penn State (1967-75, 1977-82) and Pitt (1979-83) were the only Northeastern schools who put together five-straight Top 25 AP finishes.

#### Northeastern Football All-Time Weeks in AP Poll

Penn State (578)

Pitt (291)

West Virginia (237)

Syracuse (197)

Maryland (190)

**2009 Postseason Honors****Tyler Anderson**

WVU Scout Team Defensive Player of the Year (Coaching Staff)

**Alric Arnett**

WVU Whitey Gwynne Award (Coaching Staff)

**Tavon Austin**

All-BIG EAST Freshman (ESPN.com)

**Don Barclay**

WVU Gridiron Gladiator Award (Coaching Staff)

**Tyler Bitancurt**

First Team All-BIG EAST (Coaches)  
 First Team All-BIG EAST (ESPN.com)  
 First Team All-BIG EAST (rivals.com)  
 Second Team All-BIG EAST (Phil Steele)  
 All-BIG EAST Team (Sporting News)  
 All-Freshman Team (Sporting News)  
 All-Freshman Team (ESPN.com)  
 All-Freshman Team (rivals.com)

**Payton Brooks**

WVU Scout Team Offensive Player of the Year (Coaching Staff)

**Jarrett Brown**

Second Team All-BIG EAST (Coaches)  
 Third Team All-BIG EAST (Phil Steele)  
 WVU Ideal Mountaineer Man (Coaching Staff)  
 WVU Permanent Captain (Team)

**Selvish Capers**

Second Team All-BIG EAST (Coaches)  
 Second Team All-BIG EAST (Phil Steele)  
 All-BIG EAST Team (Sporting News)  
 WVU Gridiron Gladiator Award (Coaching Staff)

**Ryan Clarke**

All-BIG EAST Freshman (ESPN.com)  
 WVU Danny Van Etten Rookie of the Year (Coaching Staff)

**Noel Devine**

Konica Minolta Gator Bowl WVU MVP  
 ESPN.com BIG EAST all-bowl team  
 First Team All-BIG EAST (Coaches)  
 First Team All-BIG EAST (Phil Steele)  
 First Team All-BIG EAST (ESPN.com)  
 First Team All-BIG EAST (rivals.com)  
 All-BIG EAST Team (Sporting News)  
 Maxwell Award Semifinalist  
 WVU Co-Offensive Player of the Year (Coaching Staff)

**Brandon Hogan**

Honorable-Mention All-American (SI.Com)  
 First Team All-BIG EAST (Coaches)  
 First Team All-BIG EAST (rivals.com)  
 Second Team All-BIG EAST (Phil Steele)  
 WVU Gridiron Gladiator Award (Coaching Staff)

**Josh Jenkins**

Third Team All-BIG EAST (Phil Steele)  
 WVU Gridiron Gladiator Award (Coaching Staff)

**Eric Jobe**

ESPN The Magazine Academic All-District  
 WVU Gridiron Gladiator Award (Coaching Staff)

**Scott Kozlowski**

Third Team All-American (Phil Steele)  
 Honorable-Mention All-American (SI.Com)  
 Honorable-Mention All-American (CollegeFootballNews.com)  
 First Team All-BIG EAST (ESPN.com)  
 First Team All-BIG EAST (Phil Steele)  
 First Team All-BIG EAST (rivals.com)  
 Second Team All-BIG EAST (Coaches)  
 All-BIG EAST Team (Sporting News)  
 WVU Scott Shirley Award (Coaching Staff)

**Pat Lazear**

Second Team All-BIG EAST (Phil Steele)

**Josh Lider**

ESPN The Magazine Academic All-District

**Joe Madsen**

All-Freshman Team (Sporting News)  
 All-Freshman Team (rivals.com)  
 All-Freshman Team (ESPN.com)  
 WVU Gridiron Gladiator Award (Coaching Staff)

**Julian Miller**

Second Team All-BIG EAST (rivals.com)  
 Third Team All-BIG EAST (Phil Steele)  
 Third Team All-Sophomore Team (collegefootballnews.com)  
 WVU Gridiron Gladiator Award (Coaching Staff)

**Chris Neild**

First Team All-BIG EAST (ESPN.com)  
 Second Team All-BIG EAST (Coaches)  
 First Team All-BIG EAST (rivals.com)  
 All-BIG EAST Team (Sporting News)  
 WVU John Russell Award (Coaching Staff)

**Robert Sands**

ESPN.com BIG EAST all-bowl team  
 First Team All-BIG EAST (Coaches)  
 First Team All-BIG EAST (Phil Steele)  
 Second Team All-BIG EAST (rivals.com)  
 WVU Gridiron Gladiator Award (Coaching Staff)

**Jock Sanders**

Second Team All-BIG EAST (Phil Steele)  
 WVU Co-Offensive Player of the Year (Coaching Staff)

**JT Thomas**

First Team All-BIG EAST (Coaches)  
 First Team All-BIG EAST (rivals.com)  
 WVU Gridiron Gladiator Award (Coaching Staff)

**Tyler Urban**

WVU Whitey Gwynne Award (Coaching Staff)

**Reed Williams**

CBS Konica Minolta Gator Bowl Scholar Athlete  
 Konica Minolta Gator Bowl Scholar Athlete  
 Second Team All-BIG EAST (Coaches)  
 Third Team All-BIG EAST (Phil Steele)  
 ESPN The Magazine Academic All-American (Second Team)  
 National Football Foundation National Scholar Athlete  
 Wuerffel Trophy (Finalist)  
 Award and Recognition Association (Finalist)  
 ESPN The Magazine Academic All-District  
 WVU Ira Rodgers Award (Coaching Staff)  
 WVU Defensive Player of the Year (Coaching Staff)  
 WVU Permanent Captain (Team)

**2009 WVU Scoring Drives**

Opponent	Plays	Yds	Time	Result
Liberty	7	39	3:07	Bitancurt 38 FG
Liberty	10	76	3:42	Clarke 2 rush
Liberty	8	65	4:04	Brown 22 rush
Liberty	9	66	4:04	Bitancurt 35 FG
Liberty	6	52	0:43	Bitancurt 45 FG
Liberty	11	44	4:59	Bitancurt 36 FG
Liberty	2	62	0:30	Devine 24 rush
East Carolina	6	80	2:45	Brown 46 pass to Arnett
East Carolina	7	80	2:57	Brown 4 pass to W. Johnson
East Carolina	6	66	2:01	Brown 11 pass to Arnett
East Carolina	4	80	1:38	Brown 58 pass to Austin
East Carolina	4	19	1:39	Devine 4 run
Auburn	5	60	2:08	Devine 1 rush
Auburn	2	79	0:44	Devine 71 rush
Auburn	8	74	3:15	Sanders 6 pass from Brown
Auburn	8	76	3:08	Devine 12 rush
Auburn	14	52	6:55	Bitancurt 28 FG
Colorado	2	77	0:18	Devine 77 rush
Colorado	5	80	2:24	Sanders 6 pass from Brown
Colorado	5	75	1:50	Starks 48 pass from Brown
Colorado	14	69	6:48	Clarke 1 rush
Colorado	2	15	0:47	Clarke 8 rush
Syracuse	1	11	0:08	Devine 11 pass from Brown
Syracuse	14	80	9:12	Clarke 1 rush
Syracuse	7	93	3:48	Clarke 3 rush
Syracuse	1	9	0:06	Sanders 9 rush
Syracuse	9	60	4:15	Devine 4 rush
Marshall	5	20	1:55	Bitancurt 32 FG
Marshall	7	46	3:00	Devine 14 rush
Marshall	5	73	2:20	Arnett 33 pass from G. Smith
Marshall	9	52	4:33	Devine 9 rush
Connecticut	0	98	0:14	Austin 98 kickoff return
Connecticut	10	81	1:56	Brown 5 rush
Connecticut	4	66	1:31	Urban 1 pass from Brown
Connecticut	6	80	1:40	Devine 56 rush
USF	11	80	5:18	Brown 3 rush
USF	0	0	0:00	Julian Miller safety
USF	10	44	3:23	Bitancurt 33 FG
USF	9	63	4:10	Brown 11 rush
UL	8	72	3:34	Sanders 8 pass from Brown
UL	6	56	2:30	Austin 9 rush
UL	4	18	0:55	Bitancurt 42 FG
Cincinnati	7	49	3:40	Brown 8 run
Cincinnati	8	80	3:23	Clarke 37 run
Cincinnati	7	64	1:24	Starks 3 pass from Brown
Pitt	10	37	0:58	Bitancurt 20 FG
Pitt	10	48	3:57	Bitancurt 43 FG
Pitt	1	88	0:12	Devine 88 rush
Pitt	5	39	1:08	Bitancurt 39 FG
Pitt	10	42	2:48	Bitancurt 43 FG
Rutgers	5	86	1:52	Devine 6 rush
Rutgers	9	80	4:01	Clark 1 rush
Rutgers	0	24	0:00	Glover interception return
Rutgers	6	37	3:00	Bitancurt 41 FG
Florida State	8	72	3:15	Brown 32 rush
Florida State	4	71	1:43	Devine 1 rush
Florida State	9	80	3:48	Clarke 5 rush

**2009 Opponent Scoring Drives**

Opponent	Plays	Yds	Time	Result
Liberty	7	34	3:42	Bevins 32 FG
Liberty	9	74	4:57	Brown 20 pass from Beecher
Liberty	8	49	3:39	Bevins 49 FG
Liberty	11	70	6:00	Brown 9 rush
East Carolina	7	31	3:03	Hartman 37 field goal
East Carolina	7	26	2:56	Lindsay 2 run
East Carolina	4	0	0:56	Hartman 23 field goal
East Carolina	5	18	0:40	Pinkney 4 pass to Bryant
Auburn	9	38	2:55	Byrum 46 FG
Auburn	6	45	1:50	Adams 16 pass from Todd
Auburn	6	43	2:30	Byrum 42 FG
Auburn	11	68	3:24	Adams 4 pass from Todd
Auburn	2	86	0:49	Fannin 82 pass from Todd
Auburn	3	19	0:54	Adams 17 pass from Todd
Auburn	0	0	0:00	Stevens 15 interception return
Colorado	6	59	1:44	Stewart 36 rush
Colorado	10	32	4:16	Goodman 39 FG
Colorado	7	43	2:56	McKnight 29 pass from Hawkins
Colorado	9	73	1:51	Simas 20 pass from Hawkins
Syracuse	1	50	0:09	Williams 50 pass from Nassib
Syracuse	6	66	2:10	Sales 24 pass from Nassib
Marshall	16	64	8:14	Anderson 12 rush
Connecticut	9	67	3:32	Todman 5 rush
Connecticut	8	51	3:38	Teggart 38 FG
Connecticut	3	42	0:20	Moore 17 pass from Endres
Connecticut	3	90	1:12	Easley 88 pass from Endres
USF	5	60	2:01	Mitchell 49 pass from Daniels
USF	7	46	2:26	Schwartz 30 FG
USF	5	80	2:26	Love 11 pass from Daniels
USF	10	71	3:11	Schwartz 26 FG
USF	8	69	3:52	Griffin 6 pass from Daniels
USF	13	53	5:13	Schwartz 44 FG
UL	5	48	1:58	Philpott 37 FG
UL	5	28	0:29	Philpott 44 FG
UL	11	30	5:36	Philpott 29 FG
Cincinnati	9	73	2:57	Binns 10 pass from Pike
Cincinnati	6	42	2:30	Pead 2 run
Cincinnati	10	64	3:48	Woods 6 pass from Pike
Cincinnati	7	56	3:15	Rogers 38 field goal
Pitt	11	54	4:16	Hutchins 37 FG
Pitt	8	46	4:18	Hutchins 30 FG
Pitt	7	33	2:19	Hutchins 36 FG
Pitt	3	75	1:14	Baldwin 50 pass from Stull
Rutgers	9	47	3:40	Te 38 FG
Rutgers	0	91	0:00	Lefeged 91 kickoff return
Rutgers	10	56	4:46	Te 27 FG
Rutgers	1	62	0:13	Sanu 62 pass from Savage
Florida State	10	51	4:36	Hopkins 26 FG
Florida State	7	61	2:37	Thomas 12 rush
Florida State	13	51	7:32	Hopkins 42 FG
Florida State	4	4	2:34	Hopkins 22 FG
Florida State	3	55	1:06	Thomas 19 rush
Florida State	12	81	5:57	Manuel 2 rush
Florida State	11	43	5:16	Hopkins 37 FG



## WVU's 20-yard plays in 2009

98/TD	Austin kickoff return (UConn)
88/TD	Devine rush (Pitt)
77/TD	Devine rush (CU)
71/TD	Devine rush (AU)
70	Devine rush (Florida State)
62	Devine rush (UConn)
58/TD	Austin pass from Brown (ECU)
58	Starks pass from Brown (AU)
56	Devine rush (CU)
56/TD	Devine rush (UConn)
55	Starks pass from Brown (ECU)
53	Lazear fumble return (SU)
51	Rodgers kickoff return (Florida State)
48	Hogan punt return (SU)
48/TD	Starks pass from Brown (CU)
46/TD	Arnett pass from Brown (ECU)
46	Richardson interception return (UConn)
45/FG	Bitancurt field goal (LU)
44	Rodgers kickoff return (AU)
43	Austin kickoff return (Marshall)
43/FG	Bitancurt field goal (Pitt)
43/FG	Bitancurt field goal (Pitt)
42/FG	Bitancurt field goal (UL)
41/FG	Bitancurt field goal (Rutgers)
39/FG	Bitancurt field goal (Pitt)
38	Sanders pass from Brown (LU)
38/FG	Bitancurt field goal (LU)
37/TD	Clark rush (Cincy)
36/FG	Bitancurt field goal (LU)
36	Brown rush (Rutgers)
35/FG	Bitancurt field goal (LU)
34	Devine rush (Florida State)
35	Sanders punt return (ECU)
35	Arnett pass from Brown (Pitt)
33	Urban pass from Brown (LU)
33	Johnson pass from Brown (SU)
33/TD	Arnett pass from Smith (Marshall)
33/FG	Bitancurt field goal (USF)
32	Arnett pass from Brown (USF)
32	Devine rush (Rutgers)
32/TD	Brown rush (Florida State)
31	Sanders pass from Starks (AU)
31	Rodgers kickoff return (ECU)
31	Devine rush (ECU)
31	Sanders pass from Brown (UConn)
31	Austin kickoff return (USF)
30	Devine rush (Marshall)
30	Arnett pass from Brown (Rutgers)
29	Sanders pass from Brown (AU)
29	Lyons pass from Smith (Marshall)
29	Arnett pass from Brown (UL)
29	Rodgers kickoff return (Pitt)
29	Sanders pass from Brown (Rutgers)
28	Sanders pass from Brown (LU)
28	Sanders pass from Brown (ECU)
28/FG	Bitancurt field goal (AU)

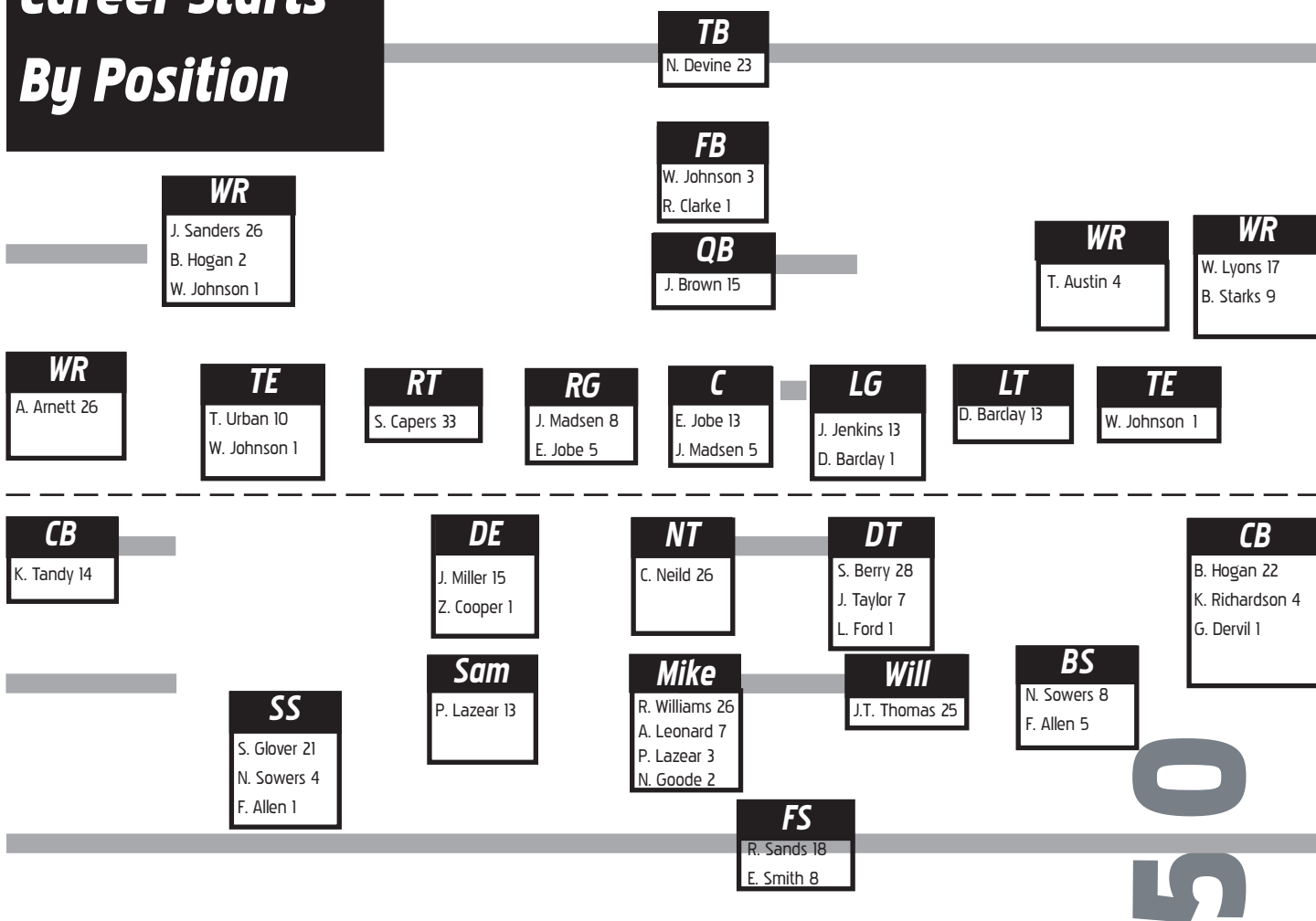
28	Sanders kickoff return (USF)
27	Starks pass from Brown (SU)
27	Rodgers kickoff return (UL)
27	Brown rush (Florida State)
26	Arnett pass from Brown (AU)
26	Brown rush (CU)
26	Starks pass from Brown (SU)
26	Austin kickoff return (Rutgers)
26	Devine kickoff return (Florida State)
25	Devine kickoff return (AU)
25	Rodgers kickoff return (AU)
25	Brown rush (UConn)
25	Rodgers kickoff return (USF)
24/TD	Devine run (LU)
24	Austin kickoff return (Marshall)
24	Brown rush (UL)
24	Arnett pass from Brown (Cincy)
24	Lyons pass from Brown (Pitt)
24	Rodgers kickoff return (Pitt)
24/TD	Glover interception return (Rutgers)
24	Clarke rush (Rutgers)
23	Devine kickoff return (ECU)
23	Rodgers kickoff return (ECU)
23	Arnett pass from Brown (UConn)
23	Brown rush (Cincy)
22	Brown rush (ECU)
22/TD	Brown run (LU)
22	Arnett pass from Brown (LU)
22	Urban pass from Brown (UL)
21	Starks pass from Brown (LU)
21	Rodgers kickoff return (AU)
21	Devine kickoff return (UL)
21	Austin kickoff return (Cincy)
21	Lyons pass from Brown (Cincy)
21	Sanders pass from Brown (Cincy)
21	Austin kickoff return (Pitt)
20	Rodgers kickoff return (AU)
20	Arnett pass from Smith (AU)
20	Glover interception return (AU)
20	Devine pass from Smith (Marshall)
20	Austin kickoff return (UConn)
20	Rodgers kickoff return (USF)
20	Devine rush (UL)
20	Lyons pass from Brown (Pitt)
20/FG	Bitancurt field goal (Pitt)
20	Devine rush (Florida State)

## Opponent 20-yard plays in 2009

91/TD	.....Lefeged kickoff return (Rutgers)
88/TD	.....Easley pass from Endres (UConn)
82/TD	.....Fannin pass from Todd (AU)
69	.....Mitchell pass from Daniels (USF)
69	.....Reid kickoff return (Florida State)
62/TD	.....Sanu pass from Savage (Rutgers)
53	.....Guy rush (UL)
52	.....Pead rush (Cincy)
50/TD	.....Williams pass from Nassib (SU)
50/TD	.....Baldwin pass from Stull (Pitt)
49/FG	.....Bevins field goal (LU)
49/TD	.....Mitchell pass from Daniels (USF)
48	.....Gilyard kickoff return (Cincy)
46/FG	.....Byrum field goal (AU)
45	.....Brown kickoff return (LU)
45	.....Love pass from Daniels (USF)
44	.....Collier kickoff return (SU)
44	.....Vaughn interception (UConn)
44/FG	.....Schwartz field goal (USF)
44/FG	.....Philpott field goal (UL)
43	.....Lockridge kickoff return (CU)
43	.....Pead rush (Cincy)
42/FG	.....Byrum field goal (AU)
42/FG	.....Hopkins field goal (Florida State)
42	.....Saddler kickoff return (Pitt)
39	.....Brown kickoff return (LU)
39	.....Saddler kickoff return (Pitt)
38	.....Simmons punt return (ECU)
38	.....Frey kickoff return (UConn)
38/FG	.....Teggart field goal (UConn)
38/FG	.....Rogers field goal (Cincy)
38/FG	.....Te field goal (Rutgers)
37/FG	.....Hartman field goal (ECU)
37	.....Smith pass from Todd (AU)
37/FG	.....Philpott field goal (UL)
37/FG	.....Hutchins field goal (Pitt)
37/FG	.....Hopkins field goal (Florida State)
36	.....Stewart rush (CU)
36/FG	.....Hutchins field goal (Pitt)
35	.....Ashley rush (LU)
34	.....K. Moore pass from Endres (UConn)
33	.....Brown pass from Beecher (LU)
33	.....Guy kickoff return (UL)
32/FG	.....Bevins field goal (LU)
32	.....Frey kickoff return (UConn)
30	.....Allen kickoff return (LU)
30	.....Williams kickoff return (ECU)
30/FG	.....Schwartz field goal (USF)
30	.....Gilyard kickoff return (Cincy)
30	.....Lewis rush (Pitt)
30/FG	.....Hutchins field goal (Pitt)
29	.....Harris kickoff return (ECU)
29	.....McKnight pass from Hawkins (CU)
29	.....Marshall kickoff return (Marshall)
29	.....I. Moore pass from Endres (UConn)
29/FG	.....Philpott field goal (UL)

29	.....Graham kickoff return (Pitt)
29	.....Fortson pass from Manuel (Florida State)
28	.....Smith pass from Todd (AU)
28	.....Jones kickoff return (SU)
28	.....Slate pass from Anderson (Marshall)
28	.....Plancher rush (USF)
27	.....Brown pass from Beecher (LU)
27	.....Lindsay pass from Pinkney (ECU)
27	.....Geer pass from Hawkins (CU)
27	.....Jones kickoff return (SU)
27	.....Daniels rush (USF)
27	.....Robinson pass from Collaros (Cincy)
27/FG	.....Te field goal (Rutgers)
26/FG	.....Schwartz field goal (USF)
26/FG	.....Hopkins field goal (Florida State)
26	.....Lewis rush (Pitt)
25	.....Geer pass from Hawkins (CU)
25	.....Wilson pass from Anderson (Marshall)
25	.....Daniels rush (USF)
24	.....Jackson pass from Pinkney (ECU)
24	.....Lockridge kickoff return (CU)
24	.....McKnight pass from Hawkins (CU)
24	.....Collier kickoff return (SU)
24/TD	.....Sales pass from Nassib (SU)
24	.....Easley pass from Endres (UConn)
23	.....Brown kickoff return (LU)
23/FG	.....Hartman field goal (ECU)
23	.....Williams pass from Nassib (SU)
23	.....Daniels rush (USF)
23	.....Graves pass from Savage (Rutgers)
22	.....Harris pass from Pinkney (ECU)
22	.....Smith interception return (AU)
22	.....Thorpe interception return (AU)
22	.....Vaughn interception return (UConn)
22	.....Woods pass from Collaros (Cincy)
22/FG	.....Hopkins field goal (Florida State)
21	.....Brown pass from Beecher (LU)
21	.....Fannin kickoff return (AU)
21	.....Ricks interception return (AU)
21	.....Ashley pass from Stein (UL)
20/TD	.....Brown pass from Beecher (LU)
20	.....Gidrey pass from Pinkney (ECU)
20	.....Harris kickoff return (ECU)
20	.....Simas pass from Hawkins (CU)
20	.....Todman rush (UConn)
20	.....Easley pass from Endres (UConn)
20	.....Robinson pass from Collaros (Cincy)
20	.....Gilyard kickoff return (Cincy)
20	.....Reid punt return (Florida State)
20	.....Thompson rush (Florida State)

# Career Starts By Position



## 2009 Offense Game-By-Game Starters

Game	WR	WR	WR	WR	WR/TE	TE	RT	RG	C	LG	LT	FB	TB	TB	QB
Liberty	Arnett	Sanders	Lyons	Starks	--	--	Capers	Jobe	Madsen	Jenkins	Barclay	--	--	Devine	Brown
East Carolina	Arnett	Sanders	Lyons	Starks	Austin	--	Capers	Madsen	Jobe	Jenkins	Barclay	--	--	--	Brown
Auburn	Arnett	Sanders	Lyons	Starks	Austin	--	Capers	Madsen	Jobe	Jenkins	Barclay	--	--	--	Brown
Colorado	Arnett	Sanders	Lyons	--	--	Urban	Capers	Jobe	Madsen	Jenkins	Barclay	--	--	Devine	Brown
Syracuse	Arnett	Sanders	Starks	--	--	Urban	Capers	Jobe	Madsen	Jenkins	Barclay	--	--	Devine	Brown
Marshall	Arnett	Sanders	Lyons	Starks	--	Urban	Capers	Jobe	Madsen	Jenkins	Barclay	--	--	--	Brown
UConn	Arnett	Sanders	Starks	--	--	Urban	Capers	Madsen	Jobe	Jenkins	Barclay	--	--	Devine	Brown
USF	Arnett	Lyons	--	--	--	Urban	Capers	Jobe	Madsen	Jenkins	Barclay	Clarke	--	Devine	Brown
Louisville	Arnett	Sanders	Austin	Lyons	--	--	Capers	Jobe	Madsen	Jenkins	Barclay	--	--	Devine	Brown
Cincinnati	Arnett	--	--	Starks	Johnson	Urban	Capers	Madsen	Jobe	Jenkins	Barclay	--	--	Devine	Brown
Pitt	Arnett	Sanders	Austin	Lyons	--	--	Capers	Madsen	Jobe	Jenkins	Barclay	--	--	Devine	Brown
Rutgers	Arnett	Sanders	--	Lyons	--	Urban	Capers	Madsen	Jobe	Jenkins	Barclay	--	--	Devine	Brown
Florida State	Arnett	Sanders	Lyons	Starks	--	--	Capers	Madsen	Jobe	Jenkins	Barclay	--	--	Devine	Brown

## 2009 Defense Game-By-Game Starters

Game	DE	NT	DT	Sam	Mike	Will	CB	SS	FS	BS	CB
Liberty	Miller	Neild	Berry	Lazear	Williams	Thomas	Hogan	Sowers	Smith	Allen	Tandy
East Carolina	Miller	Neild	Berry	Lazear	Williams	Thomas	Hogan	Sowers	Smith	Allen	Tandy
Auburn	Miller	Neild	Taylor	Lazear	Goode	Thomas	Hogan	Glover	Smith	Sowers	Tandy
Colorado	Miller	Neild	Taylor	Lazear	Goode	Thomas	Hogan	Glover	Smith	Sowers	Tandy
Syracuse	Miller	Neild	Taylor	Lazear	Williams	Thomas	Hogan	Glover	Sands	Sowers	Tandy
Marshall	Miller	Neild	Taylor	Lazear	Williams	Thomas	Hogan	Glover	Sands	Sowers	Tandy
UConn	Miller	Neild	Taylor	Lazear	Williams	Thomas	Hogan	Glover	Sands	Sowers	Tandy
USF	Miller	Neild	Taylor	Lazear	Leonard	Thomas	Hogan	Glover	Sands	Allen	Tandy
Louisville	Miller	Neild	Ford	Lazear	Williams	Thomas	Hogan	Sowers	Sands	Allen	Tandy
Cincinnati	Miller	Neild	Berry	Lazear	Williams	Thomas	Hogan	Glover	Sands	Sowers	Tandy
Pitt	Miller	Neild	Berry	Lazear	Williams	Thomas	Hogan	Glover	Sands	Sowers	Tandy
Rutgers	Miller	Neild	Berry	Lazear	Williams	Thomas	Hogan	Glover	Sands	Sowers	Tandy
Florida State	Miller	Neild	Taylor	Lazear	Williams	Thomas	Hogan	Glover	Sands	Allen	Tandy



Mark Rodgers



**Career Single-Game Bests**

**Rushing Yards**

Shawne Alston.....	18 vs. Syracuse '09
Maxwell Anderson.....	9 vs. E. Washington '06
Tavon Austin.....	19 vs. USF '09
Jarrett Brown.....	82 vs. East Carolina '07
Ryan Clarke.....	60 vs. Cincinnati '09
Eddie Davis.....	65 vs. E. Washington '06
Noel Devine.....	220 vs. Colorado '08
Mark Rodgers.....	42 vs. Marshall '08
Jock Sanders.....	66 vs. Louisville '08
Geno Smith.....	17 vs. Marshall '09
Nate Sowers.....	15 vs. E. Washington '06
Brad Starks.....	13 vs. Pitt '09
Coley White.....	7 vs. Marshall '09

**Rushing Attempts**

Shawne Alston.....	6 vs. Syracuse '09
Maxwell Anderson.....	2 vs. E. Washington '06
Tavon Austin.....	1 vs. 5 teams latest UL '09
Jarrett Brown.....	19 vs. Auburn '09
Ryan Clarke.....	14 vs. Rutgers '09
Eddie Davis.....	15 vs. E. Washington '06
Noel Devine.....	26 vs. Colorado '08
Mark Rodgers.....	6 vs. Marshall '08
Jock Sanders.....	12 vs. Louisville '09
Geno Smith.....	6 vs. Marshall '09
Nate Sowers.....	2 vs. E. Washington '06
Brad Starks.....	2 vs. Pitt '09
Coley White.....	3 vs. Marshall '09

**Rushing Touchdowns**

Tavon Austin.....	1 vs. Louisville '09
Jarrett Brown.....	2 vs. USF '09
Ryan Clarke.....	2 vs. Colorado, Syracuse '09
Noel Devine.....	3 vs. Auburn '09
Jock Sanders.....	2 vs. Connecticut '08

**Completions**

Jarrett Brown.....	24 vs. East Carolina '09
Geno Smith.....	15 vs. Marshall '09

**Pass Attempts**

Jarrett Brown.....	32 vs. Auburn, USF '09
Geno Smith.....	21 vs. Marshall '09
Nate Sowers.....	1 vs. E. Washington '06

**Passing Yards**

Jarrett Brown.....	334 vs. East Carolina '09
Geno Smith.....	147 vs. Marshall '09

**Passing Touchdowns**

Jarrett Brown.....	4 vs. East Carolina '09
Geno Smith.....	1 vs. Marshall '09

**Receptions**

MMaxwell Anderson.....	1 vs. Marshall '06
Alic Arnett.....	7 vs. NC '08, Pitt '09
Tavon Austin.....	3 vs. Syracuse '09, Pitt '09
Ryan Clarke.....	1 vs. Colorado, Syracuse '09
Carmen Connolly.....	1 vs. E. Washington '06
Eddie Davis.....	1 vs. WMU '07

Noel Devine.....	6 vs. three teams latest Cincy '08
Brandon Hogan.....	6 vs. East Carolina '07
Will Johnson.....	3 vs. Villanova '08
Ricky Kovatch.....	1 vs. Pitt '08
Wes Lyons.....	4 vs. Rutgers '08, USF '09
Mark Rodgers.....	1 vs. Villanova '08, Cincy '09
Jock Sanders.....	12 vs. Auburn '09
Nate Sowers.....	1 vs. Syracuse '06
Bradley Starks.....	5 vs. ECU, Cincy '09
Tyler Urban.....	2 vs. UNC '08, LU '09, UL '09

**Receiving Yards**

Maxwell Anderson.....	5 vs. Marshall '06
Alic Arnett.....	93 vs. North Carolina '08
Tavon Austin.....	59 vs. East Carolina '09
Ryan Clarke.....	9 vs. Colorado '09
Carmen Connolly.....	3 vs. E. Washington '06
Eddie Davis.....	2 vs. WMU '07
Noel Devine.....	48 vs. Cincinnati '08
Brandon Hogan.....	44 vs. East Carolina '07
Will Johnson.....	42 vs. Syracuse '09
Ricky Kovatch.....	19 vs. Pitt '08
Wes Lyons.....	53 vs. Marshall '09
Mark Rodgers.....	4 vs. Cincinnati '09
Jock Sanders.....	115 vs. Auburn '09
Nate Sowers.....	6 vs. Syracuse '06
Bradley Starks.....	76 vs. East Carolina '09
Tyler Urban.....	49 vs. Liberty '09

**Receiving Touchdowns**

Alic Arnett.....	2 vs. 3 teams latest ECU '09
Tavon Austin.....	1 vs. East Carolina '09
Noel Devine.....	1 vs. Syracuse '09
Will Johnson.....	1 vs. 2 teams latest ECU '09
Jock Sanders.....	2 vs. Villanova '08
Bradley Starks.....	1 vs. UNC '08, Colorado, Cincy '09
Tyler Urban.....	1 vs. 3 teams latest UConn '09

**Tackles**

Boogie Allen.....	9 vs. Villanova '08
Scotter Berry.....	6 vs. Louisville '07
Zac Cooper.....	5 vs. Villanova '08
Eddie Davis.....	2 vs. Colorado '09
Guesly Dervil.....	5 vs. Cincinnati '06
Larry Ford.....	3 vs. Louisville '09
Terrence Garvin.....	2 vs. Pitt '09
Sidney Glover.....	10 vs. Colorado '08
Najee Goode.....	4 vs. Villanova '08
Ovid Goulbourne.....	6 vs. Colorado '08, Lville '08
Trippie Hale.....	5 vs. Connecticut '07
Brandon Hogan.....	11 vs. ECU, Cincy '09
Pat Lazear.....	11 vs. Connecticut '09
Anthony Leonard.....	16 vs. Auburn '08
Julian Miller.....	7 vs. Liberty '09
Pat Miller.....	1 vs. Colorado '09, Pitt '09
Chris Neild.....	8 vs. Auburn '08
Kent Richardson.....	8 vs. ECU '08
Robert Sands.....	13 vs. Florida State '09
Eain Smith.....	6 vs. ECU '08
Lawrence Smith.....	3 vs. Liberty '09
Courtney Stuart.....	2 vs. Pitt '08
Nate Sowers.....	6 vs. Auburn '09
Keith Tandy.....	10 vs. Pitt '09
Josh Taylor.....	4 vs. Connecticut '09
J.T. Thomas.....	11 vs. Cincinnati '07
Reed Williams.....	15 vs. Marshall '08
Anthony Wood.....	3 vs. Liberty, UConn '09
Jorge Wright.....	3 vs. Louisville '09


**West Virginia Bests**

Rushing Yards.....	536 vs. East Carolina '02
Passing Yards.....	343 vs. Pitt '00
Total Yards.....	641 vs. Pitt '06
Total First Downs.....	32 vs. E. Washington '06
First Downs Rushing.....	22 vs. East Carolina '02
First Downs Passing.....	15 vs. Maryland '01
Low Rushing Yards All.....	1 vs. Pitt '06
Low Passing Yards All.....	27 vs. Rutgers '01
Low Total Yards Allowed.....	90 vs. Rutgers '02
Fewest First Downs All.....	6 vs. Rutgers '02
Fewest 1st Downs Rushing All.....	1, Pitt, '03
Fewest 1st Downs Passing All.....	1 vs. Rutgers '01
Longest TD run.....	92 vs. Syracuse '08
Longest Non-TD Run.....	79 vs. Louisville '08
Longest TD Reception.....	93 vs. Va. Tech '03
Longest Non-TD Reception.....	84 vs. Miami '03
Points (Game).....	80 vs. Rutgers '01
Points (Half).....	59 vs. Rutgers '01 (First)
Points (Qtr).....	31 vs. Rutgers '01 (Second)
Victory Margin.....	73 vs. Rutgers '01

**West Virginia Bests - 2000 Decade**

Rushing Yards.....	536 vs. East Carolina '02
Passing Yards.....	343 vs. Pitt '00
Total Yards.....	641 vs. Pitt '06
Total First Downs.....	32 vs. E. Washington '06
First Downs Rushing.....	22 vs. East Carolina '02
First Downs Passing.....	15 vs. Maryland '01
Low Rushing Yards All.....	1 vs. Pitt '06
Low Passing Yards All.....	27 vs. Rutgers '01
Low Total Yards Allowed.....	90 vs. Rutgers '02
Fewest First Downs All.....	6 vs. Rutgers '02
Fewest 1st Downs Rushing All.....	1, Pitt, '03
Fewest 1st Downs Passing All.....	1 vs. Rutgers '01
Longest TD run.....	92 vs. Syracuse '08
Longest Non-TD Run.....	79 vs. Louisville '08
Longest TD Reception.....	93 vs. Va. Tech '03
Longest Non-TD Reception.....	84 vs. Miami '03
Points (Game).....	80 vs. Rutgers '01
Points (Half).....	59 vs. Rutgers '01 (First)
Points (Qtr).....	31 vs. Rutgers '01 (Second)
Victory Margin.....	73 vs. Rutgers '01

Pat Lazear



**West Virginia Bests - Stewart Era**

Rushing Yards.....	376 vs. Louisville '08
Passing Yards.....	334 vs. East Carolina '09
Total Yards.....	525 vs. Oklahoma '07
Total First Downs.....	26 vs. Marshall '08
First Downs Rushing.....	16 vs. Marshall '08
First Downs Passing.....	14 vs. East Carolina '09
Low Rushing Allowed.....	39 vs. Marshall '08
Low Passing Yards Allowed.....	119 vs. Marshall '08
Low Total Yards Allowed.....	158 vs. Marshall '08
Fewest 1st Downs Allowed.....	10 vs. Syracuse '09
Fewest 1st Downs Rushing All.....	2 vs. Syracuse '09
Fewest 1st Downs Passing All.....	4 vs. Louisville '09
Longest TD run.....	92 vs. Syracuse '08
Longest Non-TD Run.....	79 vs. Louisville '08
Longest TD Reception.....	79 vs. Oklahoma '07
Longest Non-TD Reception.....	58 vs. Auburn '09
Points (Game).....	48 vs. Okla. '07, Villanova '08
Points (Half).....	28 vs. Oklahoma '07 (Second), 28 vs. UConn '08 (Second)
Points (Qtr).....	21 vs. UConn '08 (Third), 21 vs. Louisville '08 (Third)
.....	21 vs. North Carolina '08 (First)
.....	21 vs. Auburn '09 (First)
Victory Margin.....	27 vs. Villanova '08

**2009 Single-Game Bests**

**Rushing Yards**

Shawne Alston.....18 vs. Syracuse  
 Tavon Austin.....19 vs. USF  
 Jarrett Brown.....73 vs. East Carolina  
 Ryan Clarke.....60 vs. Cincinnati  
 Noel Devine.....220 vs. Colorado  
 Mark Rodgers.....4 vs. Colorado  
 Jock Sanders.....66 vs. Louisville  
 Geno Smith.....17 vs. Marshall  
 Brad Starks.....13 vs. Pitt  
 Coley White.....7 vs. Marshall

**Rushing Attempts**

Shawne Alston.....6 vs. Syracuse  
 Tavon Austin.....1 vs. 6 teams latest Cincinnati  
 Jarrett Brown.....19 vs. Auburn  
 Ryan Clarke.....10 vs. Pitt  
 Noel Devine.....25 vs. Cincinnati  
 Mark Rodgers.....2 vs. Louisville  
 Jock Sanders.....12 vs. Louisville  
 Geno Smith.....6 vs. Marshall  
 Brad Starks.....2 vs. Pitt  
 Coley White.....3 vs. Marshall

**Rushing Touchdowns**

Tavon Austin.....1 vs. Louisville  
 Jarrett Brown.....2 vs. USF  
 Ryan Clarke.....2 vs. Colorado, Syracuse  
 Noel Devine.....3 vs. Auburn

**Completions**

Jarrett Brown.....24 vs. East Carolina  
 Geno Smith.....15 vs. Marshall  
 Brad Starks.....1 vs. Auburn

**Pass Attempts**

Jarrett Brown.....32 vs. Auburn, USF  
 Geno Smith.....21 vs. Marshall  
 Brad Starks.....1 vs. Auburn

**Passing Yards**

Jarrett Brown.....334 vs. East Carolina  
 Geno Smith.....147 vs. Marshall  
 Brad Starks.....31 vs. Auburn

**Passing Touchdowns**

Jarrett Brown.....4 vs. East Carolina  
 Geno Smith.....1 vs. Marshall

**Receptions**

Alic Arnett.....7 vs. Pitt  
 Tavon Austin.....3 vs. Syracuse, Pitt  
 Ryan Clarke.....1 vs. Colorado, Syracuse  
 Noel Devine.....4 vs. USF  
 Will Johnson.....2 vs. East Carolina, Syracuse  
 Wes Lyons.....4 vs. USF  
 Mark Rodgers.....1 vs. Cincinnati  
 Jock Sanders.....12 vs. Auburn  
 Bradley Starks.....5 vs. East Carolina  
 Tyler Urban.....2 vs. Liberty, Louisville

**Receiving Yards**

Alic Arnett.....84 vs. USF  
 Tavon Austin.....58 vs. East Carolina  
 Noel Devine.....33 vs. USF  
 Ryan Clarke.....9 vs. Colorado  
 Will Johnson.....42 vs. Syracuse

Tavon Austin



Wes Lyons.....53 vs. Marshall  
 Mark Rodgers.....4 vs. Cincinnati  
 Jock Sanders.....115 vs. Auburn  
 Brad Starks.....76 vs. East Carolina  
 Tyler Urban.....49 vs. Liberty

**Receiving Touchdowns**

Alic Arnett.....2 vs. East Carolina  
 Tavon Austin.....1 vs. East Carolina  
 Noel Devine.....1 vs. Syracuse  
 Will Johnson.....1 vs. East Carolina  
 Jock Sanders.....1 vs. Auburn, Colorado, Louisville  
 Bradley Starks.....1 vs. Colorado, Cincinnati  
 Tyler Urban.....1 vs. Connecticut

**Tackles**

Boogie Allen.....4 vs. Liberty, USF, Louisville, FSU  
 Scooter Berry.....4 vs. Cincinnati  
 Zac Cooper.....3 vs. Louisville  
 Eddie Davis.....2 vs. Colorado  
 Guesly Dervil.....1 vs. ECU, LU, Cincy  
 Larry Ford.....3 vs. Louisville  
 Terence Garvin.....2 vs. Pitt  
 Najee Goode.....2 vs. LU, ECU, Auburn, UConn  
 Ovid Goulbourne.....5 vs. East Carolina  
 Sidney Glover.....9 vs. Marshall  
 Trippe Hale.....2 vs. Florida State  
 Brandon Hogan.....11 vs. ECU, Cincy  
 Pat Lazear.....11 vs. Connecticut  
 Anthony Leonard.....7 vs. Connecticut, USF  
 Julian Miller.....7 vs. Liberty  
 Pat Miller.....1 vs. Colorado, Pitt  
 Chris Neild.....6 vs. Colorado  
 Kent Richardson.....3 vs. LU, UConn, UL, Cincy  
 Robert Sands.....13 vs. Florida State  
 Eain Smith.....5 vs. Liberty  
 Lawrence Smith.....3 vs. Liberty  
 Nate Sowers.....6 vs. Auburn  
 Keith Tandy.....10 vs. Pitt  
 Josh Taylor.....4 vs. Connecticut  
 J.T. Thomas.....9 vs. Auburn  
 Reed Williams.....11 vs. Florida State  
 Anthony Wood.....3 vs. Liberty, UConn  
 Jorge Wright.....3 vs. Louisville

**2009 Home and Away**

Rushing	Att-Yds-Avg	Avg/Gm
Home (7-0).....	266-1,386-5.2	198.0
Away (2-4).....	242-1,037-4.3	172.8
Passing	Att-Comp-Yds-TD-Int	Avg/Gm
Home (7-0).....	176-116-1,308-9-3	186.9
Away (2-4).....	171-104-1,176-3-7	196.0
Total Offense	Rush-Pass-Total	Avg/Gm
Home (7-0).....	1,386-1,308-2,694	384.9
Away (2-4).....	1,037-1,176-2,213	368.8
Rush Defense	Att-Yds-Avg	Avg/Gm
Home (7-0).....	195-779-3.4	111.3
Away (2-4).....	216-868-4.0	144.7
Pass Defense	Att-Comp-Yds-TD-Int	Avg/Gm
Home (7-0).....	259-137-1,483-7-12	211.9
Away (2-4).....	164-87-1,245-12-5	207.5
Total Defense	Rush-Pass-Total	Avg/Gm
Home (7-0).....	779-1,483-2,262	323.1
Away (2-4).....	868-1,245-2,113	352.2

# Current Mountaineers in the Record Book

## WVU Career Rushing Yards

1. Avon Cobourne/1999-2002.....	1,050/5,164
2. Pat White/2005-08.....	684/4,480
3. Amos Zereoue/1996-98.....	786/4,086
4. Steve Slaton/2005-07.....	664/3,923
<b>5. Noel Devine/2007-09.....</b>	<b>520/3,381</b>

## WVU Career 200-Yard Rushing Games

1. Pat White (2005-08).....	4
2. Steve Slaton (2005-07).....	3
Amos Zereoue (1996-98).....	3
<b>4. Noel Devine (2007-09).....</b>	<b>2</b>
Avon Cobourne (1999-2002).....	2

## WVU Career 100-Yard Rushing Games

1. Avon Cobourne (1999-2002).....	28
2. Steve Slaton (2005-07).....	21
Amos Zereoue (1996-98).....	21
4. Pat White (2005-09).....	18
<b>5. Noel Devine (2007-09).....</b>	<b>15</b>
6. Arthur Owens (1972-75).....	13

## WVU Career Rushing Touchdowns

1. Steve Slaton/2005-07.....	50
2. Pat White/2005-08.....	47
3. Avon Cobourne/1999-2002.....	42
4. Ira Errett Rodgers/1915-19.....	42
5. Amos Zereoue/1996-98.....	40
6. Rasheed Marshall/2001-04.....	24
<b>7. Noel Devine/2007-09.....</b>	<b>23</b>
8. Kerry Marbury/1971-72.....	22
9. Undra Johnson/1985-88.....	21
10. Quincy Wilson/1999-2003.....	20
Fred Wyant/1952-55.....	20

## WVU Career All-Purpose Running Yards

### Rushing/Receiving/PR/KOR/Total

1. Avon Cobourne/1999-2002.....	5,164/459/0/0/5,623
2. Steve Slaton /2005-07.....	3,923/805/0/47/4,775
3. Amos Zereoue/1996-98.....	4,086/374/0/168/4,628
<b>4. Noel Devine/2007-09.....</b>	<b>3,381/452/0/674/4,507</b>
5. Pat White/2005-08.....	4,480/0/0/0/4,480
6. Arthur Owens/1972-75.....	2,648/149/52/1,122/3,971
7. Rahsaan Vanterpool/1993-96.....	144/2,022/521/1,163/3,850

## WVU Career Completions Percentage

(min. 100 att.)

1. Pat White/2005-08.....	648
<b>2. Jarrett Brown/2006-09.....</b>	<b>637</b>

## Career QB Rushing Yards

1. Pat White/2005-08.....	4,480
2. Major Harris/1987-89.....	2,161
3. Rasheed Marshall/2001-04.....	2,040
<b>4. Jarrett Brown/2006-09.....</b>	<b>1,138</b>

## WVU Career Passing Efficiency

(min. 100 att.)

1. Jake Kelchner/1992-93.....	148.42
2. Pat White/2005-08.....	147.37
3. Major Harris/1987-89.....	143.37
4. Marc Bulger/1996-99.....	140.93
5. Mike Sherwood/1968-70.....	131.61
6. Allen McCune/1964-65.....	129.88
<b>7. Jarrett Brown/2006-08.....</b>	<b>129.54</b>

## WVU Single Game Total Offense

1. 424.....	Pat White vs. Pitt/2006
424.....	Marc Bulger vs. Missouri/1998
<b>3. 407.....</b>	<b>Jarrett Brown vs. East Carolina/2009</b>
407.....	Mike Sherwood vs. Pitt/1968

## WVU Single-Game Receptions

<b>1. Jock Sanders vs. Auburn/2009.....</b>	<b>12/115</b>
David Saunders vs. Miami/1998.....	12/110
Pat Greene vs. Pitt/1997.....	12/205
Mickey Walczak vs. Syracuse/1981.....	12/84

## Single-Season Receptions

1. David Saunders/1998.....	77/883
2. Shawn Foreman/1997.....	77/928
3. David Saunders/1996.....	76/1,043
<b>4. Jock Sanders/2009.....</b>	<b>72/688</b>
5. Darius Reynaud/2007.....	64/733
6. Mark Raugh/1981.....	64/601
7. Shawn Foreman/1998.....	63/948
8. Jock Sanders/2008.....	53/462
9. Khorl Ivy/1999.....	53/666
10. Chris Henry/2004.....	52/872

## Career Receptions

1. David Saunders/1995-98.....	191/2,608
2. Shawn Foreman/1995-98.....	169/2,347
3. Khorl Ivy/1997-2000.....	160/2,402
4. Antonio Brown/1998-2001.....	155/1,905
<b>5. Jock Sanders/2007-09.....</b>	<b>137/1,252</b>
6. Darius Reynaud/2005-07.....	133/1,550
7. Rahsaan Vanterpool/1993-96.....	126/2,022
8. Mark Raugh/1979-82.....	119/1,328

## Career RB Receiving Yards

1. Jim Braxton/1968-70.....	54/906
2. Steve Slaton/2005-07.....	65/805
3. Tom Gray/1982-84.....	73/622
4. Robert Alexander/1977-80.....	61/551
5. Mickey Walczak/1978-82.....	69/469
6. Avon Cobourne/1999-2002.....	59/459
<b>7. Noel Devine/2007-09.....</b>	<b>64/452</b>
8. Amos Zereoue/1996-98.....	55/374

## Career RB Receptions

1. Tom Gray/1982-84.....	73/622
2. Mickey Walczak/1978-82.....	69/469
3. Steve Slaton/2005-07.....	65/805
<b>4. Noel Devine/2007-09.....</b>	<b>64/452</b>
5. Robert Alexander/1977-80.....	61/551
6. Avon Cobourne/1999-2002.....	59/459
7. Amos Zereoue/1996-98.....	55/374

## Career Rushing Attempts

1. Avon Cobourne/1999-2002.....	1,050
2. Amos Zereoue/1996-98.....	786
3. Pat White/2005-08.....	684
4. Steve Slaton/2005-06.....	664
5. Robert Walker/1992-95.....	529
<b>6. Noel Devine/2007-09.....</b>	<b>520</b>
7. Rasheed Marshall/2001-04.....	491
Robert Alexander/1977-80.....	491
9. Quincy Wilson/1999-2003.....	474
10. Garrett Ford Sr./1965-67.....	453
11. Undra Johnson/1985-88.....	442

## Highest Punt Average (min. 30 punts)

1. Todd Sauerbrun/1994.....	48.6
<b>2. Scott Kozlowski/2009.....</b>	<b>44.4</b>
3. Pat McAfee/2008.....	44.7
4. Todd Sauerbrun/1993.....	44.6
5. Todd Sauerbrun/1992.....	44.3

## Kickoff Returns/Single Game

1. Shawn Terry vs. Maryland/2001.....	100
2. Shawn Terry vs. Syracuse/2000.....	100
3. Nate Terry vs. Temple/1997.....	100
4. Nate Terry vs. East Carolina/1997.....	100
5. Kerry Marbury vs. Penn State/1972.....	100
6. Shawn Terry vs. Mississippi/2000.....	99
<b>7. Tavon Austin vs. Connecticut/2009.....</b>	<b>98</b>
8. Darius Reynaud vs. Maryland/2006.....	96
9. Arthur Owens vs. Penn State/1973.....	95
10. Eugene Napoleon vs. Maryland/1987.....	94



# The Last Time ...

## By The Mountaineers ...

**30 Rushing Attempts:** 33 by Steve Slaton vs. Marshall/Sept. 2, 2006  
**40 Rushing Attempts:** 40 by Quincy Wilson vs. Rutgers/Oct. 11, 2003  
**100 Rushing Yards:** 168 by Noel Devine vs. Florida State/Jan. 1, 2010  
**200 Rushing Yards:** 220 by Noel Devine vs. Colorado/Oct. 1, 2009  
**75-Yard Run (no touchdown):** 79 by Noel Devine at Louisville/Nov. 22, 2008  
**75-Yard Touchdown Run:** 88 by Noel Devine vs. Pitt/Nov. 27, 2009  
**50-Yard Run (no touchdown):** 70 by Noel Devine vs. Florida State/Jan. 1, 2010  
**50-Yard Touchdown Run:** 88 by Noel Devine vs. Pitt/Nov. 27, 2009  
**2 Rushing Touchdowns:** 2 by Jarret Brown at USF/Oct. 30, 2009  
**3 Rushing Touchdowns:** 3 by Noel Devine at Auburn, Sept. 19, 2009  
**Double 100-Yard Rushers:** by Pat White (200) and Noel Devine (154) at Louisville/Nov. 22, 2008  
**Double 200-Yard Rushers:** by Pat White (220) and Steve Slaton (215) at Pitt/Nov. 16, 2006  
**30 Pass Completions:** 31 by Brad Lewis at Maryland/Sept. 29, 2001  
**20 Pass Completions:** 22 by Jarrett Brown at Syracuse/Oct. 10, 2009  
**15 Pass Completions:** 19 by Jarrett Brown vs. Pitt/Nov. 27, 2009  
**35 Pass Attempts:** 38 by Pat White vs. Cincinnati/Nov. 8, 2009  
**30 Pass Attempts:** 31 by Jarrett Brown vs. Pitt/Nov. 27, 2009  
**3 Touchdown Passes:** 4 by Jarrett Brown vs. East Carolina/Sept. 12, 2009  
**4 Touchdown Passes:** 4 by Jarrett Brown vs. East Carolina/Sept. 12, 2009  
**5 or more Touchdown Passes:** 5 by Pat White vs. Villanova, Aug. 30, 2008  
**300 Yards Passing:** 334 by Jarrett Brown vs. East Carolina/Sept. 12, 2009  
**400 Yards Passing:** 429 by Marc Bulger vs. Missouri/Dec. 26, 1998  
**100 Yards Rushing and Passing:** by Pat White (200/122) at Louisville/Nov. 22, 2008  
**200 Yards Rushing and Passing:** by Pat White (220/204) at Pitt/Nov. 16, 2006  
**100 Yards Rushing and Receiving:** by Steve Slaton (215/130) at Pitt/Nov. 16, 2006  
**300 Yards Total Offense:** 407 by Jarrett Brown vs. East Carolina/Sept. 12, 2009  
**400 Yards Total Offense:** 407 by Jarrett Brown vs. East Carolina/Sept. 12, 2009  
**10 Receptions:** 12 by Jock Sanders at Auburn/Sept. 19, 2009  
**9 Receptions:** 9 by Jock Sanders at Syracuse/Oct. 10, 2009  
**2 Touchdown Receptions:** 2 by Alric Arnett vs. East Carolina/Sept. 12, 2009  
**Double 100-Yard Receivers:** Shawn Foreman (115) and Khori Ivy (113) at Pitt/Nov. 27, 1998  
**100 Yards Receiving:** 115 by Jock Sanders at Auburn/Sept. 19, 2009  
**150 Yards Receiving:** 209 by Chris Henry at Syracuse/Nov. 22, 2003  
**200 Yards Receiving:** 209 by Chris Henry at Syracuse/Nov. 22, 2003  
**75-Yard Touchdown Reception:** 79 by Tito Gonzales from Pat White vs. Oklahoma/Jan. 2, 2008  
**50-Yard Touchdown Reception:** 58 by Tavon Austin from Jarrett Brown vs. East Carolina/Sept. 12, 2009  
**50-Yard Reception (no touchdown):** 58 by Brad Starks from Jarrett Brown at Auburn/Sept. 19, 2009  
**Rushing and Receiving Touchdown:** by Jock Sanders at UConn/Nov. 1, 2008  
**2 Rushing and 2 Receiving Touchdowns:** by Steve Slaton at Pitt/Nov. 16, 2006  
**Kickoff Return For Touchdown:** 98 yards by Tavon Austin vs. UConn/Oct. 24, 2009  
**Returned Opening Kick for a Touchdown:** 98 yards by Tavon Austin vs. UConn/Oct. 24, 2009  
**Punt Return For Touchdown:** 50 yards by Vaughn Rivers at Mississippi State/Oct. 7, 2006  
**Punt Blocked and Returned For Touchdown:** 1 yard by Thandi Smith (blocked, picked up and returned at Rutgers/Oct. 8, 2005)  
**Punt Blocked:** by Kent Richardson at Rutgers/Dec. 5, 2009  
**Punt Blocked For Touchdown:** Blocked by Jerry White and recovered by Joe Hunter vs. UCF/Nov. 1, 2003  
**Interception Return For Touchdown:** 24 yards by Sidney Glover at Rutgers/Dec. 5, 2009  
**Interception Return For Touchdown by a Defensive Lineman:** 19 yards by Keilen Dykes at Syracuse/Oct. 6, 2007  
**Two Interceptions Returned for Touchdown:** by Shawn Hackett (41) and Grant Wiley (22) vs. Boston College/Sept. 2, 2000  
**50-Yard Field Goal:** 52 yards by Pat McAfee vs. Cincinnati/Nov. 8, 2008  
**Field Goal Blocked:** by Mike Lorello vs. Syracuse/Oct. 21, 2004  
**Missed an Extra Point:** by Tyler Bitancurt at Auburn/Sept. 19, 2009  
**Intercepted Fumble Returned For Touchdown:** no instance yet found  
**Fumble Recovered/Returned For Touchdown:** 44 yards by Eric Wicks vs. Louisville/Nov. 8, 2007  
**Fumble Recovered For Touchdown:** 0 yards by Reed Williams vs. Connecticut/Nov. 24, 2007  
**Two-Point Conversion By Rush:** Pat White vs. Cincinnati/Nov. 8, 2008  
**Two-Point Conversion By Pass:** Dorrell Jalloh from Jarrett Brown vs. Rutgers/Dec. 2, 2006  
**Defensive Extra Point:** Matt Taffoni interception return at Pitt/Oct. 15, 1994  
**Extra Point Blocked:** by Rick Sherrod at Maryland/Sept. 29, 2001  
**Punt Blocked For Safety:** by Phil Braxton at Temple/Sept. 29, 2000  
**Team Gained 300 Yards Rushing:** 376 at Louisville/Nov. 22, 2008  
**Team Gained 400 Yards Rushing:** 437 at Pitt/Nov. 16, 2006  
**Team Gained 500 Yards Rushing:** 517 vs. Connecticut/Nov. 24, 2007  
**Team Failed To Gain 100 Yards Rushing:** 33 vs. Virginia Tech/Oct. 6, 2001  
**Team Failed To Gain 50 Yards Rushing:** 33 vs. Virginia Tech/Oct. 6, 2001  
**Team Gained 300 Yards Passing:** 302 at Auburn/Sept. 19, 2009  
**Team Gained 400 Yards Passing:** 452 vs. Missouri/Dec. 26, 1998  
**Team Failed To Gain 100 Yards Passing:** 98 vs. Cincinnati/Nov. 8, 2008  
**Team Gained 500 Yards Total Offense:** 509 at Auburn/Sept. 19, 2009  
**Team Gained 600 Yards Total Offense:** 624 against Connecticut/Nov. 24, 2007  
**Team Failed To Gain 200 Yards Total Offense:** 183 vs. Pitt/Dec. 1, 2007  
**Team Failed To Get A First Down:** no instance yet found  
**Team Failed To Get A Rushing First Down:** vs. Texas Western/Nov. 25, 1950  
**Team Failed To Get A Passing First Down:** vs. South Carolina/Dec. 30, 1969  
**Team Had Six Turnovers:** five interceptions, one fumble at Auburn/Sept. 19, 2009  
**Successful Fake Punt:** 18-yard run by Zac Cooper vs. Rutgers/Oct. 4, 2008  
**Scored 60+ Points:** 66 vs. Connecticut/Nov. 24, 2007  
**Scored 50+ Points:** 55 at Syracuse/Oct. 6, 2007  
**Scored 40+ Points:** 48 vs. Villanova/Aug. 30, 2008



Ryan Clarke



Selvish Capers



**Scored 30+ Points:** 34 at Syracuse/Oct. 10, 2009  
**Shutout Recorded:** 38-0 at Cincinnati/Nov. 9, 2005  
**Safety Scored:** when Julian Miller tackled USF's Jamar Taylor in End Zone/Oct. 30, 2009  
**Two Safeties Scored:** at Syracuse/Sept. 25, 2000  
**Played An Overtime Game:** 26-23/L-IOT against Cincinnati/Nov. 8, 2008  
**Won Game Without An Offensive TD:** at Syracuse/Sept. 5, 2005

**Versus West Virginia ...**

**30 Rushing Attempts:** 33 by Darius Ashley of Louisville/Nov 7, 2009  
**100 Rushing Yards:** 121 by Jermaine Thomas of Florida State/Jan. 1, 2010  
**200 Rushing Yards:** 204 by William Green of Boston College/Sept. 1, 2001  
**75-Yard Run:** 84 by Joshua Cribbs of Kent State/Sept. 22, 2001  
**50-Yard Touchdown Run:** 52 by Thomas Brown of Georgia/Jan. 2, 2006  
**50-Yard Non-Touchdown Run:** 52 by Isaiah Pead of Cincinnati/Nov. 13, 2009  
**3 Rushing Touchdowns:** 4 by Michael Bush of Louisville/Oct. 15, 2005  
**2 Players Rushing for 100 Yards:** by Leon Washington (195) and Lorenzo Booker (101) of Florida State/Jan. 1, 2005  
**20 Pass Completions:** 25 by Cody Endres of UConn/Oct. 24, 2009  
**30 Pass Completions:** 31 by Brian Brohm of Louisville/Oct. 15, 2005  
**50 Pass Attempts:** 52 by Cody Hawkins of Colorado/Oct. 1, 2009  
**40 Pass Attempts:** 41 by Cody Endres of UConn/Oct. 24, 2009  
**30 Pass Attempts:** 30 by Bill Stull of Pitt/Nov. 27, 2009  
**3 Touchdown Passes:** 3 by B.J. Daniels of USF/Oct. 30, 2009  
**4 Touchdown Passes:** 4 by Chris Todd of Auburn/Sept. 19, 2009  
**300 Yards Passing:** 378 by Cody Endres of UConn/Oct. 24, 2009  
**400 Yards Passing:** 419 by Rod Rutherford of Pitt/Nov. 15, 2003  
**100 Yards Rushing & 200 Yards Passing:** by B.J. Daniels of USF (104/232)/Oct. 30, 2009  
**100 Yards Rushing & 100 Yards Passing:** by B.J. Daniels of USF (104/232)/Oct. 30, 2009  
**300 Yards Total Offense:** 336 by B.J. Daniels of USF/Oct. 30, 2009  
**10 Receptions:** 11 by Cody Slate of Marshall/Oct. 17, 2009  
**2 Touchdown Receptions:** 3 by Darvin Adams of Auburn/Sept. 19, 2009  
**3 Touchdown Receptions:** 3 by Darvin Adams of Auburn/Sept. 19, 2009  
**100 Yards Receiving:** 105 by Mohamed Sanu of Rutgers/Dec. 6, 2009  
**150 Yards Receiving:** 157 by Marcus Easley of UConn/Oct. 24, 2009  
**200-Yards Receiving:** 217 by Hakeem Nicks of North Carolina/Dec. 27, 2008  
**Double 100-Yard Receivers:** Harry Douglas (116) and Mario Urrutia (113) of Louisville /Nov. 2, 2006  
**50-Yard Reception (no touchdown):** 69 by Carlton Mitchell from B.J. Daniels of USF /Oct. 30, 2009  
**50-Yard Touchdown Reception:** 62 by Mohamed Sanu from Tom Savage of Rutgers/ Dec. 5, 2009  
**75-Yard Touchdown Reception:** 88 by Marcus Easley from Cody Endres of UConn/ Oct. 24, 2009  
**Rushing and Receiving Touchdown:** by Mike Brown of Liberty/Sept. 5, 2009  
**Kickoff Return For Touchdown:** 91 yards by Joe Lefeged of Rutgers/Dec. 5, 2009  
**Opening Kickoff Return for Touchdown:** 100 yards by Mardy Gilyard of Cincinnati/ Nov. 8, 2008  
**Punt Return For Touchdown:** 73 yards by Darrelle Revis of Pitt/Nov. 16, 2006  
**2 Players Return Punt For Touchdown:** by DeJuan Tribble (41) and Will Blackmon (71) of Boston College/Nov. 13, 2004  
**Punt Blocked and Returned For Touchdown:** Alex Lewis of Wisconsin/Aug. 30, 2003  
**Punt Blocked For Touchdown:** blocked by Marcus Gildersleve and returned by Ricky Hall of Virginia Tech/Oct. 31, 1998  
**Interception Return For Touchdown:** 15 by Craig Stevens of Auburn/Sept. 19, 2009  
**50-Yard Field Goal:** 53 by Patrick Shadle of Syracuse/Oct. 11, 2008  
**Field Goal Blocked:** by Curtis Keyes of Marshall/Sept. 2, 2006  
**Blocked Field Goal Returned For Touchdown:** 74 yards by Vincent Fuller of Virginia Tech/Oct. 2, 2004  
**Intercepted Fumble Returned For Touchdown:** 75 yards by Tim Quense of Pitt/ Oct. 1, 1983  
**Fumble Recovered/Returned For Touchdown:** 9 yards by George Selvie of USF /Nov. 25, 2006  
**Two-Point Conversion By Rush:** by Tom Savage of Rutgers/Dec. 5, 2009  
**Two-Point Conversion By Pass:** by Domenick Goodman from Nick Davila of Cincinnati/Nov. 11, 2006  
**Defensive Extra Point:** has not yet occurred  
**Extra Point Blocked:** by Micah Kimball of Virginia/Dec. 28, 2002  
**Punt Blocked For Safety:** by Chris Nofoaiga of Idaho/Oct. 7, 2000  
**Team Gained 300 Yards Rushing:** 301 by Florida State/Jan. 1, 2005  
**Team Gained 200 Yards Rushing:** 221 by Florida State/Jan. 1, 2010  
**Team Failed To Gain 100 Yards Rushing:** 65 by Rutgers/Dec. 5, 2009  
**Team Gained 300 Yards Passing:** 378 by UConn/Oct. 24, 2009  
**Team Gained 400 Yards Passing:** 419 by Pitt/Nov. 15, 2003  
**Team Failed To Gain 100 Yards Passing:** 72 by Rutgers/Oct. 4, 2008  
**Team Gained 500 Yards Total Offense:** 501 by UConn/Oct. 24, 2009  
**Team Failed To Gain 250 Yards Total Offense:** 218 by Rutgers/Dec. 5, 2009  
**Team Failed To Gain 200 Yards Total Offense:** 160 by East Carolina/Sept. 22, 2007  
**Team Failed To Gain 100 Yards Total Offense:** 90 by Rutgers/Oct. 12, 2002  
**Team Failed To Get A First Down:** no instance yet found  
**Team Failed To Get A Rushing First Down:** by Western Michigan/Sept. 7, 1996  
**Team Failed To Get A Passing First Down:** by Pitt/Oct. 10, 1981  
**Successful Fake Punt:** by Jon Limbright of Navy, 10-yard rush/Oct. 3, 1998  
**Team Scored 50+ Points:** 51 by Penn State/Oct. 26, 1991  
**Team Scored 40+ Points:** 41 by Auburn/Sept. 19, 2009  
**Team Scored 30+ Points:** 33 by Florida State/Jan. 1, 2010  
**Shutout Recorded:** 35-0 by Virginia Tech/Oct. 6, 2001  
**Safety Scored:** by North Carolina/Dec. 27, 2008



Scooter Berry



Brandon Hogan

# Game 1: The Liberty Game

West Virginia 33, Liberty 20 • Sept. 5, 2009 • Morgantown, W.Va.

West Virginia started the 2009 football season, and the Jarrett Brown era at quarterback, with a win, defeating Liberty 33-20, before 57,950 fans at Milan Puskar Stadium.

Brown was steady in his debut, completing 19-of-26 passes for 243 yards, while rushing for 69 yards and one touchdown.

In the game's opening drive, Brown engineered a seven-play series that ended with a 38-yard field goal by redshirt freshman kicker Tyler Bitancurt.

With the Mountaineers on top 3-0, Liberty answered with its own seven play scoring drive, as the Flames tied the game at 3-3 on a 32-yard field goal by kicker Matt Bevins.

With 2:53 left in the first quarter, West Virginia scored its first touchdown of the 2009 campaign, when redshirt freshman fullback Ryan Clarke powered in from two-yards away for a 10-3 Mountaineer lead. The first touchdown drive of the season covered 76 yards in 10 plays.

Liberty answered at the 12:52 mark of the second quarter, when Mike Brown scored on a 20 yard touchdown pass from quarterback Tommy Beecher as the Flames tied the game once again.

The Mountaineers then moved out to a 17-10 advantage with 8:44 left in the half when Brown called his own number and scampered 22 yards for the score.

West Virginia went on to pad its lead before halftime with two more scores. With 1:58 remaining in the half, Bitancurt added his second field goal of the game with a 35-yard conversion, and then with just :20 left, Bitancurt came through again, this time with an impressive 45-yard attempt, giving West Virginia the edge at half-time by a 23-10 count.

Both of WVU's scoring drives in the final 2:00 of the first half covered more than 50 yards, and the Mountaineers were efficient with the game clock.

Liberty struck first in the third quarter and stayed within striking distance by cutting the deficit to 23-13 with 5:21 left as Bevins converted on a field goal from 49-yards out.

As the quarter ended, Bitancurt capped his impressive debut with his fourth field goal as he hit from 36 yards out to give West Virginia a 26-13 lead, heading into the final quarter.

With 6:57 remaining in the game, West Virginia put the game out of reach when sophomore safety Robert Sands intercepted Beecher to set up WVU's final scoring drive in the game.

Taking advantage of the turnover, Brown hit receiver Jock Sanders for 38 yards, before Noel Devine burst through for a 24-yard scoring run to give WVU a commanding 33-13 lead.

Liberty added a late touchdown with just :52 left in the contest, when Brown scored his second touchdown of the game with a nine-yard run to put the final totals at 33-20 in favor of the Mountaineers.

Aside from the strong performances of Brown and Bitancurt, Devine finished with 112 yards on 17 carries, and Sanders added eight receptions for 95 yards. J.T. Thomas and Julian Miller led the defensive effort with seven tackles and combined for two sacks and five tackles for loss.

For the Flames, Beecher finished with 210 yards passing, and Brown had an impressive 157 yards receiving on 11 catches. Wes Cheek paced the Liberty defense with eight tackles.

Final numbers showed West Virginia with 195 yards rushing and 243 passing for 348 yards of total offense. Liberty stood at 89 yards on the ground and 210 through the air for 299 yards of total offense.

With the win, West Virginia improved to 54-12 in its last 66 regular-season games and have won six straight home openers, including 10 of the last 11.



Tyler Bitancurt

## Scoring and Statistical Summary

	1	2	3	4	F
Liberty.....	3	7	3	7	20
West Virginia.....	10	13	3	7	33

- 1st** WVU - Tyler Bitancurt 38 FG  
LU - Matt Bevins 32 FG  
WVU - Ryan Clarke 2 rush (Bitancurt kick)
- 2nd** LU - Mike Brown 20 pass from Tommy Beecher (Bevins kick)  
WVU - Jarrett Brown 22 rush (Bitancurt kick)  
WVU - Bitancurt 35 FG  
WVU - Bitancurt 45 FG
- 3rd** LU - Bevins 49 FG  
WVU - Bitancurt 36 FG
- 4th** WVU - Noel Devine 24 rush (Bitancurt kick)  
LU - Brown 9 rush (Bevins kick)

	LU	WVU
First Downs.....	15	22
Rushes/Yards.....	26/89	34/195
Passing Yardage.....	210	243
Passes.....	22/33/1	19/26/0
Punts.....	4/149/37.2	2/95/47.5
Fumbles/Lost.....	0/0	1/0
Return Yardage.....	0	11
Penalties/Yards.....	9/80	7/69
Time of Possession.....	30:38	29:22

**WVU RUSHING:** Devine 17-112; Brown 9-69; **WVU PASSING:** Brown 19-26-0-243;  
**WVU RECEIVING:** Sanders 8-95; Urban 2-49; **WVU TACKLES (TFL/QS):** Thomas 7 (3/1); Miller 7 (2/3)  
**WVU INTERCEPTIONS:** Sands.

**LU RUSHING:** Allen 10-36; Beecher 9-30; **LU PASSING:** Beecher 22-33-1-210; **LU RECEIVING:** Brown 11-157;  
**LU TACKLES (TFL/QS):** Cheek 8; Adams 7; **LU INTERCEPTIONS:** None.

**Attendance** - 57,950



# Game 2: The East Carolina Game

West Virginia 35, East Carolina 20 • Sept. 12, 2009 • Morgantown, W.Va.

West Virginia overcame a 10 point first quarter deficit to defeat East Carolina, 35-20, before a crowd of 59,216 at Milan Puskar Stadium.

Senior quarterback Jarrett Brown brought the Mountaineers back on the strength of his arm and legs as he finished with a career high 334 yards passing and four touchdowns to go along with 73 yards rushing. Brown's 24 completions were also a career-best as he accounted for 407 yards of total offense.

A West Virginia comeback was needed after a slow start that saw penalties serve as momentum killers. East Carolina took advantage of some early Mountaineer penalties to gain field position and record the game's first score.

With 9:52 left in the opening quarter, the Pirates struck on a 37-yard field goal by Ben Hartman, and then later in the quarter extended the margin to 10-0, when Dominique Lindsay rushed in from two yards away. The first Pirate scoring drive was only 31 yards and the second just 26 yards as field position played an early role in the contest.

West Virginia then reversed its poor field position by mounting an 80-yard drive that ended when Brown found receiver Alric Arnett for a 46-yard touchdown strike with just eight seconds left in the quarter.

The Mountaineers took the lead for good with 6:27 left in the half when Brown connected with fullback Will Johnson on a four yard scoring toss in a drive that also covered 80 yards.

With WVU leading 14-10, East Carolina took advantage of a muffed punt to close the gap to 14-13 on a Hartman 23-yard field goal.

On West Virginia's next possession, Brown went to the air again to cap a 66 yard scoring drive with an 11-yard pass to Arnett for a 21-13 advantage. The Pirates closed out the first half, taking advantage of a second fumbled punt by the Mountaineers. ECU then scored a touchdown on Patrick Pinkney's four-yard pass to Jamar Bryant to put the halftime score at 21-20 in favor of West Virginia.

Out of four scoring drives in the first half by the Pirates, none were longer than 31 yards, and second half action saw West Virginia correct the miscues, while the defense got stingy and blanked the Pirates.

After stopping ECU on the opening drive of the second half, West Virginia went to the air once again, and Brown found true freshman Tavon Austin streaking down the middle, resulting in a 58 yard scoring play and a 28-20 Mountaineer advantage with 12:19 left.

In its 28 points in the game thus far, the West Virginia offense turned in impressive scoring drives of 80, 80, 66 and 80 yards.

As the WVU defense continued to stiffen, the Mountaineer offense iced the game with 8:18 left in the fourth quarter when tailback Noel Devine broke loose for a four yard scoring jaunt and a 35-20 lead, the final outcome

Aside from Brown, Devine turned in 80 yards rushing and Jock Sanders hauled in nine catches for 99 yards. Cornerback Brandon Hogan led the Mountaineer defense with 11 tackles and two pass deflections.

For ECU, Pinkney passed for 175 yards and safety Van Eskridge and linebacker Jimmy Chambliss each turned in nine tackles.

Final totals saw WVU rush for 175 yards and pass for 334 to total 509 yards of total offense. East Carolina finished with just 62 yards on the ground and 175 through the air for 237 yards of offense.

With the win, West Virginia improved to 18-3 all-time versus East Carolina and 13-0 against the Pirates in Morgantown.



Jarrett Brown

## Scoring and Statistical Summary

	1	2	3	4	F
East Carolina	10	10	0	0	20
West Virginia	7	14	7	7	35

<b>1st</b>	ECU - Ben Hartman 37 FG
	ECU - Dominique Lindsay 2 rush (Hartman kick)
	WVU - Alric Arnett 46 pass from Jarrett Brown (Tyler Bitancourt kick)
<b>2nd</b>	WVU - Will Johnson 4 pass from Brown (Bitancourt kick)
	ECU - Hartman 23 FG
	WVU - Arnett 11 pass from Brown (Bitancourt kick)
<b>3rd</b>	ECU - Jamar Bryant 4 pass from Patrick Pinkney (Hartman kick)
	WVU - Tavon Austin 58 pass from Brown (Bitancourt kick)
<b>4th</b>	WVU - Noel Devine 4 rush (Bitancourt kick)

	ECU	WVU
First Downs	13	25
Rushes/Yards	27/62	37/175
Passing Yardage	175	334
Passes	16/40/1	24/31/1
Punts	7/333/47.6	4/193/48.2
Fumbles/Lost	0/0	3/3
Return Yardage	52	56
Penalties/Yards	8/64	11/104
Time of Possession	27:10	32:50

**WVU RUSHING:** Devine 19-80; Brown 10-73; **WVU PASSING:** Brown 24-31-1-334; **WVU RECEIVING:** Sanders 9-99; Starks 5-76; **WVU TACKLES (TFL/QS):** Hogan 11; Glover 7; **WVU INTERCEPTIONS:** Tandy.

**ECU RUSHING:** Jackson 10-37; **ECU PASSING:** Pinkney 16-39-1-175; **ECU RECEIVING:** Bryant 5-41; **ECU TACKLES (TFL/QS):** Eskridge 9 (1/0); Chambliss 9 (2/0); **ECU INTERCEPTIONS:** Eskridge.

**Attendance** - 59,216

# Game 3: The Auburn Game

**Auburn 41, West Virginia 30 • Sept. 19, 2009 • Auburn, Ala.**

In a game that was delayed for one hour and three minutes due to lightening and torrential rain, West Virginia jumped out to a 14-0 lead and never trailed until the 12:07 mark of the fourth quarter, as six Mountaineer turnovers began taking its toll, enabling Auburn to pull away for a 41-30 victory before 87,451 fans at Jordan-Hare Stadium.

Five interceptions and one fumble resulted in 24 points for the Tigers and proved too much for the Mountaineers to overcome.

Jarrett Brown's 58-yard bomb to receiver Brad Starks on WVU's opening possession set up the game's first score two plays later when tailback Noel Devine scored from one-yard out for a 7-0 lead.

On its next possession, WVU moved out to a 14-0 advantage when Devine broke loose for a 71 yard touchdown run, which quieted the Auburn crowd for a moment until the Tiger offense got on the board at the 7:24 mark with Wes Byrum's 46-yard field goal.

The Tigers quickly got the ball back off a WVU miscue and closed the gap to 14-10 when Darvin Adams pulled in a 16 yard touchdown strike from quarterback Chris Todd.

West Virginia came back to take a 21-10 lead when Brown hit Jock Sanders for a six-yard scoring play to close out a 31 point combined first quarter performance by both teams.

Second quarter action saw Auburn put 10 points on the board behind a 42 yard Byrum field goal and a four yard Todd touchdown pass to Adams to put the score at 21-20 in favor of West Virginia at the half.

After stopping Auburn on its first drive of the second half, West Virginia extended its lead when Devine rushed in from 12-yards away, but a missed Tyler Bitancurt extra point gave the Mountaineers a 27-20 lead with 8:51 left.

Auburn tied the game just 49 seconds later when Todd connected with Mario Fannin for an 82-yard touchdown reception. But the Mountaineers answered with a 14-play, 52-yard drive that ended with a 28-yard Bitancurt field goal and a 30-27 advantage heading into the fourth.

With 12:07 left to play, Adams pulled in his third touchdown on the night with a 17-yard reception from Todd to give Auburn its first lead of the game at 34-30.

West Virginia continued to move the ball and had two more scoring chances but interceptions again ended any threats.

West Virginia's fourth interception sealed the game for the Tigers, as Craig Stevens returned it 15-yards for a touchdown, putting the final score

at a misleading 41-30 count.

Devine finished with 128 yards rushing and three touchdowns, while Brown passed for 221 yards and rushed for 66. Sanders had a game high 12 catches for 115 yards and one score. The Mountaineer defense, playing without injured stalwarts Reed Williams and Scooter Berry, was led by linebacker J.T. Thomas with nine tackles.

For Auburn, Todd finished with 284 yards passing and four scores, while Ben Tate rushed for 75 yards. To go along with his three scores, Adams collected 80 yards receiving, while linebackers Josh Bynes and Craig Stevens combined for 23 tackles. Both also collected interceptions in the game.

The offensive showdown saw both teams combine for 909 yards of total offense. West Virginia finished with 207 yards rushing and 302 passing for 509 yards of total offense. Auburn's totals stood at 100 yards rushing and 300 passing for an even 400 yards of total offense.

The loss broke West Virginia's five game winning streak against SEC competition.



## Scoring and Statistical Summary

	1	2	3	4	F
West Virginia	21	0	9	0	30
Auburn	10	10	7	14	41

- 1st** WVU - Noel Devine 1 rush (Tyler Bitancurt kick)  
 WVU - Devine 71 rush (Bitancurt kick)  
 AU - Wes Byrum 46 FG  
 AU - Darvin Adams 16 pass from Chris Todd (Byrum kick)  
 WVU - Jock Sanders 6 pass from Jarrett Brown (Bitancurt kick)
- 2nd** AU - Byrum 42 FG  
 AU - Adams 4 pass from Todd (Byrum kick)
- 3rd** WVU - Devine 12 rush (Bitancurt kick failed)  
 AU - Mario Fannin 82 pass from Todd (Byrum kick)  
 WVU - Bitancurt 28 FG
- 4th** AU - Adams 17 pass from Todd (Byrum kick)  
 AU - Craig Stevens 15 interception return (Byrum kick)

	WVU	AU
First Downs	23	20
Rushes/Yards	39/207	41/100
Passing Yardage	302	300
Passes	24/41/5	17/33/1
Punts	2/99/49.5	5/220/44.0
Fumbles/Lost	1/1	1/0
Return Yardage	13	93
Penalties/Yards	4/45	5/37
Time of Possession	32:45	27:15

**WVU RUSHING:** Devine 15-128, Brown 19-66; **WVU PASSING:** Brown 18-32-4-22; **WVU RECEIVING:** Sanders 12-115; **WVU TACKLES (TFL/QS):** Thomas 9 (1/0); **WVU INTERCEPTIONS:** Goulbourne.

**AU RUSHING:** Tate 19-75; **AU PASSING:** Todd 16-31-1-284; **AU RECEIVING:** Adams 6-80; **AU TACKLES (TFL/QS):** Bynes 12, Stevens 11; **AU INTERCEPTIONS:** Bynes, Stevens, Thorpe, McFadden, Ricks.

Attendance - 87,451

# Game 4: The Colorado Game

West Virginia 35, Colorado 24 • Oct. 1, 2009 • Morgantown, W.Va.

Behind a career best rushing night from tailback Noel Devine, West Virginia overcame four first-half turnovers to defeat Colorado, 35-24, before a Thursday night ESPN national audience.

Devine broke loose for a 77-yard touchdown run on his way to 220 yards rushing and one touchdown. The junior averaged 10.0 yards per carry as West Virginia amassed 257 yards rushing.

It didn't take long for Devine to make his presence felt in the game as he scored on the game's second play with the 77-yard touchdown run.

Colorado answered the score at the 8:36 mark when tailback Rodney Stewart broke loose for a 36-yard scoring run to tie the game.

Even though the West Virginia offense continued to move the ball on Colorado, four first half drives were halted by Mountaineer turnovers, which enabled the Buffaloes to take a 10-7 lead behind Aric Goodman's 39-yard field goal in the second quarter.

Through the turnovers, the Mountaineer defense held strong, allowing only the three points to the Buffaloes until the offense got back on track. With 1:21 remaining in the first half, WVU quarterback Jarrett Brown hit receiver Jock Sanders for a six-yard touchdown, giving the Mountaineers a 14-10 halftime advantage.

West Virginia took the opening possession of the second half and marched 75 yards in five plays for a 21-10 lead, when Brown hit receiver Bradley Starks for a 48-yard touchdown.

Colorado answered just three minutes later, when quarterback Cody Hawkins connected with his favorite target, receiver Scotty McKnight, on a 29-yard scoring toss to cut the WVU lead to 21-17.

West Virginia then turned to its running game from the midway point of the third quarter, and put the game away.

With 9:17 left to play, fullback Ryan Clarke powered in from one-yard out to cap off a 14-play, 69-yard drive, giving the Mountaineers a 28-17 advantage. In the all-important drive, 13 of the 14 plays were rushing calls.

The Mountaineers closed out their scoring with just 2:00 left in the game when Clarke motored in from eight-yards away for his second score and a 35-17 advantage.

Colorado added a late score with just three seconds remaining in the game, when Hawkins hit Markques Simas for a 20-yard touchdown, putting the final score at 35-24.

Aside from Devine's 220 yards rushing, West Virginia got 148 yards passing from Brown with two scores and 68 yards receiving from Starks.

The defense was keyed by linebacker Reed

Williams, who returned from a foot injury that caused him to miss a game to record nine tackles and three pass deflections. Linebacker Pat Lazear added eight stops, while safety Robert Sands collected eight stops and one interception.

For Colorado, Stewart rushed for 105 yards, while Hawkins finished with 292 yards passing. McKnight led all receivers in catches with nine for 98 yards, while tight end Riar Geer led all receivers in yards with eight catches for 113 yards.

The Buffalo defense was paced by linebackers Anthony Perkins and Jeff Smart, who combined for 17 tackles, one TFL and one fumble recovery.

West Virginia totaled 257 yards rushing and 148 passing for 405 yards of total offense. Colorado's final totals stood at 100 yards rushing and 292 passing for a solid 392 yards of total offense.

With the win, West Virginia improved to 3-1 on the season, while Colorado fell to 1-3. Also, West Virginia evened the series with Colorado 1-1.



## Scoring and Statistical Summary

	1	2	3	4	Final
Colorado	7	3	7	7	24
West Virginia	7	7	7	14	35

<b>1st</b>	WVU - Noel Devine 77 rush (Tyler Bitancourt kick)
	CU - Rodney Stewart 36 rush (Aric Goodman kick)
<b>2nd</b>	CU - Goodman 39 FG
	WVU - Jock Sanders 6 pass from Jarrett Brown (Bitancourt kick)
<b>3rd</b>	WVU - Bradley Starks 48 pass from Brown (Bitancourt kick)
	CU - Scotty McKnight 29 pass from Cody Hawkins (Goodman kick)
<b>4th</b>	WVU - Ryan Clarke 1 rush (Bitancourt kick)
	WVU - Clarke 8 rush (Bitancourt kick)
	CU - Markques Simas 20 pass from Hawkins (Goodman kick)

	CU	WVU
First Downs	21	19
Rushes/Yards	30/100	42/257
Passing Yardage	292	148
Passes	27/54/3	12/19/0
Punts	3/93/31.0	4/192/48.0
Fumbles/Lost	0/0	5/4
Return Yardage	12	42
Penalties/Yards	5/29	5/43
Time of Possession	32:44	27:16

**WVU RUSHING:** Devine 22-220; **WVU PASSING:** Brown 12-19-0-148; **WVU RECEIVING:** Starks 3-68; **WVU TACKLES (TFL/QS):** Williams 9, Lazear 8 (1/0), Sands 8; **WVU INTERCEPTIONS:** Sands, Thomas, Glover.

**CU RUSHING:** Stewart 21-105; **CU PASSING:** Hawkins 27-52-3-292; **CU RECEIVING:** McKnight 9-98, Geer 8-113; **CU TACKLES (TFL/QS):** Perkins 9, Smart 8 (1/0); **CU INTERCEPTIONS:** None.

**Attendance** - 60,055



# Game 5: The Syracuse Game

West Virginia 34, Syracuse 13 • Oct. 10, 2009 • Syracuse, N.Y.

West Virginia took advantage of a key defensive play in the game's opening drive to spark a 34-13 victory over Syracuse at the Carrier Dome.

Defensive lineman Josh Taylor intercepted Syracuse quarterback Greg Paulus at the WVU 28, and returned it eight yards, before fumbling into the hands of teammate Pat Lazear who scampered another 53 yards to set up the game's first score.

With the ball on the Syracuse 11, it took the Mountaineer offense just one play to hit paydirt, when quarterback Jarrett Brown hit tailback Noel Devine out of the backfield for an 11-yard touchdown pass and a quick 7-0 West Virginia lead.

The Mountaineer offense kept the heat on in its second possession and marched 80 yards in 14 plays to up WVU's advantage to 14-0 after fullback Ryan Clarke powered in from one-yard away.

The West Virginia defense continued to force three and outs on the Syracuse offense, while the benefactor was the Mountaineer offense.

WVU jumped out to a 20-0 lead at the 9:49 mark of the half, when Clarke powered in again from three-yards out, and the PAT was missed off a bad snap. The scoring drive was highlighted by a 33-yard completion from Brown to fullback Will Johnson, and a 27-yard completion from Brown to receiver Bradley Starks.

Another three and out by the Mountaineer defense set up a 49-yard punt return by cornerback Brandon Hogan to the Orange nine-yard line, giving West Virginia excellent field position to start its fourth scoring drive of the half.

In just one play, receiver Jock Sanders covered the nine yards in an end-around sweep, and the Mountaineers were up 27-0 at the half.

Syracuse got on the board at the 9:52 mark of the third quarter, when backup quarterback Ryan Nassib found receiver Mike Williams for a 50-yard scoring bomb. The Mountaineer defense had kept the explosive Williams in-check for most of the first half, but he got deep to cut the Mountaineer lead to 27-6 after the Orange missed the extra point attempt.

West Virginia's defense continued to play strong, and kept the Orange at bay until the offense could put the game away at the 14:55 mark of the fourth quarter. Devine rushed in from four yards out to end a nine-play, 60-yard drive highlighted by a 26-yard completion from Brown to Starks.

Trailing 34-6 in the fourth, Syracuse added another score with 9:08 left in the game, when Nassib hit Marcus Sales on a 24-yard scoring toss, but the Orange could not score again on the



WVU defense.

Brown finished with 244 yards passing, while Devine added 91 yards rushing. Sanders led the Mountaineer receivers with 67 yards through the air. Safety Sidney Glover led a strong defensive effort with six tackles.

Syracuse got 120 yards passing from Nassib, who replaced Paulus in the second half. Williams added 89 yards receiving, while Max Suter finished with a game-high 12 tackles.

The Mountaineers finished with 127 yards rushing and 258 passing to total 385 yards of total

offense. Syracuse was held to just 72 yards rushing by a stingy WVU defense. The Orange totaled 150 through the air to finish with 222 yards of offense.

West Virginia controlled the ball nearly 19 minutes longer than Syracuse, while the Mountaineer defense held the Orange to 0-11 on third-down conversions.

The win gave West Virginia (4-1/1-0) its eighth-straight victory over the Orange and fourth straight in the Carrier Dome.

## Scoring and Statistical Summary

	1	2	3	4	Final
West Virginia	14	13	0	7	34
Syracuse	0	0	6	7	13

<b>1st</b>	WVU - Noel Devine 11 pass from Jarrett Brown (Tyler Bitancurt kick)	
	WVU - Ryan Clarke 1 rush (Bitancurt kick)	
<b>2nd</b>	WVU - Clarke 3 rush (Conversion rush failed)	
	WVU - Jock Sanders 9 rush (Bitancurt kick)	
<b>3rd</b>	SU - Mike Williams 50 pass from Ryan Nassib (Ryan Lichtenstein kick)	
<b>4th</b>	WVU - Devine 4 rush (Bitancurt kick)	
	SU - Marcus Sales 24 pass from Nassib (Lichtenstein kick)	

	WVU	SU
First Downs	19	10
Rushes/Yards	40/127	24/72
Passing Yardage	258	150
Passes	25/34/0	12/25/1
Punts	5/215/43.0	9/381/42.3
Fumbles/Lost	3/1	1/1
Return Yardage	129	6
Penalties/Yards	4/26	7/55
Time of Possession	39:02	20:58

**WVU RUSHING:** Devine 22-91; **WVU PASSING:** Brown 22-30-0-244; **WVU RECEIVING:** Sanders 9-67, Starks 2-53, Johnson 2-42; **WVU TACKLES (TFL/QS):** Glover 6 (1/0); **WVU INTERCEPTIONS:** Taylor.

**SU RUSHING:** Carter 12-33; **SU PASSING:** Paulus 5-9-1-30, Nassib 7-16-0-120; **SU RECEIVING:** Williams 4-89, **SU TACKLES (TFL/QS):** Suter 12; **SU INTERCEPTIONS:** None.

**Attendance** - 40,144

# Game 6: The Marshall Game - "Friends of Coal Bowl 4"

West Virginia 24, Marshall 7 • Oct. 17, 2009 • Morgantown, W.Va.

West Virginia overcame an injury to starting quarterback Jarrett Brown on the game's fourth play to defeat Marshall, 24-7, for the ninth-straight time.

On third-and-eight, Brown rushed for 13 yards, but was hit by two Marshall defenders in the head and suffered a mild concussion, which forced him out of the game.

In came true freshman quarterback Geno Smith, and he responded with a solid performance, completing 15-of-21 passes for 147 yards and one touchdown.

Smith would have to bring the Mountaineers from behind in his first significant collegiate action, as Marshall grabbed an early 7-0 lead in the first quarter.

The Thundering Herd took advantage of West Virginia penalties to keep the scoring drive alive and found the end zone, when quarterback Brian Anderson rushed in from 12-yards away. Anderson's scoring run ended a 16-play, 64-yard drive for the Herd that covered 8:14 of the first quarter.

With the West Virginia offense trying to adjust to the true freshman at the controls, the defense simply kept the Mountaineers in the game. Recording an interception and a fumble recovery, the defense held the Herd at bay until the offense finally got on the scoreboard with just 0:44 remaining in the half, when kicker Tyler Bitancurt converted on a 32-yard field goal, putting the halftime score at 7-3 in favor of Marshall.

Whatever adjustments the West Virginia coaches made at halftime certainly worked, and the Mountaineers took control of the game in the second half.

After holding Marshall on the third quarter's opening possession, West Virginia took its first lead of the game at the 10:49 mark, when tailback Noel Devine scored on a 14-yard run, giving WVU a 10-7 advantage.

West Virginia's defense continued to be impressive in the second half by recording another interception and recovering a fumble, while keeping the Herd out of the end zone.

West Virginia padded its lead to 17-7 at the 12:31 mark of the fourth quarter, when Smith hit receiver Alric Arnett for a pretty 33-yard touchdown pass. It marked Smith's first collegiate touchdown pass, and it gave WVU breathing room.

West Virginia finished the game with a nine-play scoring drive late in the fourth quarter that ended with Devine's second touchdown in the game, this time from nine-yards away.

Aside from Smith's numbers, Devine rushed for 103 yards and two touchdowns. He came into the game as the nation's No. 3-ranked rusher behind

the Thundering Herd's Darius Marshall at No. 2, and Devine out-dueled the Marshall back.

Sidney Glover and Reed Williams keyed the strong WVU defensive effort that held the Herd to just 68 total offensive yards in the second half, and 58 total rushing yards for the game. Glover and Williams combined for 17 tackles, two TFL, one forced fumble and two pass deflections.

For Marshall, Anderson passed for 149 yards and Marshall rushed for 82. Tight end Cody Slate led all receivers with 10 catches for 102 yards. Ashton Hall paced the Herd defense with nine tackles.

West Virginia finished with 147 yards rushing and 166 passing for 313 yards of total offense. The Herd's final totals stood at 58-yards rushing and 149 passing for 207 yards of total offense.

The win gave West Virginia its fourth-straight "Friends of Coal Bowl" victory, and a 13-game non-conference home winning streak. The game marked the end of the non-conference regular season schedule for West Virginia, with the Mountaineers turning in a 4-1 non-conference record in 2009.



Geno Smith

## Scoring and Statistical Summary

	1	2	3	4	Final
Marshall.....	7	0	0	0	7
West Virginia.....	0	3	7	14	24

<b>1st</b>	MU -	Brian Anderson 12 rush (Craig Ratanamorn kick)
<b>2nd</b>	WVU -	Tyler Bitancurt 32 FG
<b>3rd</b>	WVU -	Noel Devine 14 rush (Bitancurt kick)
<b>4th</b>	WVU -	Alric Arnett 33 pass from Geno Smith (Bitancurt kick)
	WVU -	Devine 9 rush (Bitancurt kick)

	MU	WVU
First Downs.....	16	13
Rushes/Yards.....	34/58	31/147
Passing Yardage.....	149	166
Passes.....	17/35/2	16/23/0
Punts.....	6/234/39.0	6/271/45.2
Fumbles/Lost.....	6/2	3/2
Return Yardage.....	35	31
Penalties/Yards.....	3/40	5/50
Time of Possession.....	32:01	27:59

**WVU RUSHING:** Devine 19-103; **WVU PASSING:** Smith 15-21-0-147, Brown 1-2-0-19; **WVU RECEIVING:** Sanders 4-39, Arnett 3-55, Lyons 3-53; **WVU TACKLES (TFL/QS):** Glover 9 (1/0), Williams 8 (1/0); **WVU INTERCEPTIONS:** Hogan, Sands.

**MU RUSHING:** Marshall 25-82; **MU PASSING:** Anderson 17-35-2-149; **MU RECEIVING:** Slate 10-102, Wilson 2-35; **MU TACKLES (TFL/QS):** Hall 9 (3/0), Harvey 8 (1/0); **MU INTERCEPTIONS:** None.

**Attendance** - 54,432

# Game 7: The Connecticut Game

No. 22/22 West Virginia 28, Connecticut 24 • Oct. 24, 2009 • Morgantown, W.Va.

In a game filled with emotion and six lead changes, No. 22/22 West Virginia used a late fourth quarter rally to defeat Connecticut, 28-24, on Homecoming at Milan Puskar Stadium.

It marked the first game for the Huskies since junior cornerback Jasper Howard was murdered the previous week on the UConn campus. Both teams honored Howard's memory with a moment of silence before the game, handshakes and helmet stickers bearing Howard's number 6.

West Virginia got the action started on the game's opening kickoff when Tavon Austin returned it 98 yards for a quick 7-0 Mountaineer lead.

Connecticut never flinched and came back to tie the game with 5:46 left in the quarter, when tailback Jordan Todman rushed in from five-yards away.

The Huskies took their first lead of the game with 2:53 left in the second quarter when kicker Dave Teggart converted on a 38-yard field goal for a 10-7 lead.

West Virginia was not done and the final 2:00 of the first half saw a flurry of scoring. West Virginia regained the lead with just 0:49 left to play when quarterback Jarrett Brown rushed in from five-yards away to finish an impressive 10-play, 81-yard drive that was highlighted by 23 and 31-yard pass completions from Brown.

However, the lead was short lived as Connecticut returned the ensuing kickoff to WVU's 42-yard line and three plays later, quarterback Cody Endres connected with Kashif Moore for a 17-yard score, putting the Huskies up 17-14 at intermission.

The two defenses held for most of the third quarter until West Virginia grabbed the lead back with 2:55 remaining in the quarter when Brown found tight end Tyler Urban in the back of the end zone for a one-yard scoring strike and a 21-17 WVU advantage. The score was set up by a 62-yard run from tailback Noel Devine

Coming up with key stops and forcing turnovers, the West Virginia defense protected the lead until the final 4:00 of the game. WVU looked to have clinched the win when defensive back Kent Richardson intercepted Endres and returned it 46 yards to the UConn 10-yard line, but he fumbled, and the Huskies recovered.

It took Connecticut just three plays to cash in on the fumble as Endres hit Marcus Easley for a huge 88-yard touchdown reception, giving the Huskies a 24-21 with just 3:50 remaining in the game.

The Mountaineers needed a game-winning drive and some big plays, and they got it. Starting at its own 20, WVU converted a third-and-six and then another first down, before Devine broke

loose again for a 56-yard scamper and the 28-24 lead with just 2:03 left in the game.

UConn still had plenty of time left, but defensive back Sidney Glover tipped an Endres pass on fourth down, and it was intercepted by defensive lineman Chris Neild to preserve WVU's sixth victory of the season.

Devine finished with 178 yards rushing, while Brown passed for 153 yards. Receivers Jock Sanders and Alric Arnett combined for 132 yards receiving, while linebacker Pat Lazear recorded 11 tackles.

Endres passed for 378 yards, but had three interceptions for the Huskies. Easley finished with 157 yards receiving, while Todman rushed for 94 yards. Greg Lloyd led the Husky defense with 13 tackles.

Final totals showed WVU with 234 yards rushing and 153 passing for 387 yards of total offense. Connecticut possessed the ball nearly three minutes longer than the Mountaineers and wound up with 123 yards rushing and 378 passing for 501 yards of total offense.

With the victory, West Virginia improved to 6-0 all-time against Connecticut.

Tavon Austin



## Scoring and Statistical Summary

	1	2	3	4	Final
Connecticut.....	7	10	0	7	24
West Virginia.....	7	7	7	7	28

<b>1st</b>	WVU - Tavon Austin 98 kickoff return (Tyler Bitancurt kick)
	UConn - Jordan Todman 5 rush (Dave Teggart kick)
<b>2nd</b>	UConn - Teggart 38 FG
	WVU - Jarrett Brown 5 rush (Bitancurt kick)
	UConn - Kashif Moore 17 pass from Cody Endres (Teggart kick)
<b>3rd</b>	WVU - Tyler Urban 1 pass from Brown (Bitancurt kick)
<b>4th</b>	UConn - Marcus Easley 88 pass from Endres (Teggart kick)
	WVU - Devine 56 rush (Bitancurt kick)

	UConn	WVU
First Downs.....	21	17
Rushes/Yards.....	37/123	40/234
Passing Yardage.....	378	153
Passes.....	25/41/3	16/27/1
Punts.....	4/172/43.0	6/251/41.8
Fumbles/Lost.....	2/1	2/1
Return Yardage.....	47	55
Penalties/Yards.....	5/40	4/45
Time of Possession.....	31:16	28:44

**WVU RUSHING:** Devine 23-178, Brown 10-41; **WVU PASSING:** Brown 16-27-1-153; **WVU RECEIVING:** Sanders 8-81, Arnett 5-51; **WVU TACKLES (TFL/QS):** Lazear 11, Tandy 8; **WVU INTERCEPTIONS:** Tandy, Neild, Richardson.

**UConn RUSHING:** Todman 20-94, Dixon 14-38; **UConn PASSING:** Endres 25-41-3-378; **UConn RECEIVING:** Easley 5-157, K. Moore 4-62; **UConn TACKLES (TFL/QS):** Lloyd 13 (1/0), Wilson 11 (1/0); **UConn INTERCEPTIONS:** Vaughn.

**Attendance** - 58,106



# Game 8: The USF Game

**USF 30, No. 20/20 West Virginia 19 • Oct. 30, 2009 • Tampa, Fla.**

South Florida put together a balanced rushing and passing attack to upset No. 20 West Virginia 30-19 at Raymond James Stadium.

The Friday night nationally televised contest got started on the positive side for West Virginia, as the Mountaineers took the game's opening possession and drove 80 yards for the first score.

Quarterback Jarrett Brown rushed in from three-yards away, giving the Mountaineers a quick 7-0 lead with 9:42 on the clock. The scoring drive was highlighted by a 32-yard completion from Brown to receiver Alric Arnett.

South Florida tied the game just two-minutes later, when quarterback B.J. Daniels hit receiver Carlton Mitchell for a 49-yard touchdown pass to start the scoring for the Bulls.

USF took a 10-7 lead with 2:55 left in the first, when kicker Eric Schwartz connected on a 30-yard field goal. The Mountaineers answered with a safety on the final play of the quarter, when defensive end Julian Miller tackled Jamar Taylor in the end zone.

With South Florida leading 10-9 at the 6:57 mark of the second quarter, the Bulls extended their lead to 17-9, when Daniels hooked up with A.J. Love for an 11-yard scoring toss.

West Virginia cut the margin to 17-12 with 3:34 left in the half, when kicker Tyler Bitancurt hit a 33-yard field goal. However, USF extended the lead back to eight, 20-12, when Schwartz converted on a 26-yard field goal attempt just before the half.

Just like its opening possession of the game, West Virginia's first possession of the second half resulted in a touchdown. The Mountaineers put together a nine-play, 63-yard drive that ended when Brown rushed in for his second touchdown in the game, this time from 11-yards out, cutting the deficit to 20-19.

But the WVU defense could not hold and the momentum was lost, as South Florida struck back on its next drive. The Bulls went on a 69-yard drive that ended with Daniels' third touchdown pass, this one to receiver Sterling Griffin from six-yards away, extending the USF lead to 27-19 with 5:26 left in the third quarter.

South Florida added insurance points at the 12:06 mark of the fourth, when Schwartz connected on a 44-yard field goal, giving him three for the night.

West Virginia managed one more drive deep into USF territory, which got as far as the Bulls' 20-yard line, but the drive stalled, and ended when WVU could not convert on fourth down.


For West Virginia, Brown passed for 205 yards to go along with his two rushing scores. Tailback

Noel Devine came into the game as the nation's No. 3 rusher, but was held to 42 yards on 17 carries. Arnett led the WVU receivers with 84 yards on six catches, while linebacker Pat Lazear finished with eight stops.

For USF, Daniels rushed for 104 yards and passed for 232 to total 336 yards of total offense. Moise Plancher added 86 yards rushing, while Mitchell led all receivers with 132 yards. The USF defense was led by linebacker Kion Wilson with 12 tackles, three TFL and one interception.

Final totals for West Virginia showed the Mountaineers with 118 yards rushing and 205 passing for 323 yards of total offense. USF finished with 189 yards rushing and 232 passing for 421 total yards.

The loss broke a four-game winning streak for the Mountaineers, who dropped to 6-2 on the year and 2-1 in the BIG EAST. With the win, South Florida took a 3-2 lead in the all-time series against WVU.



Alric Arnett

## Scoring and Statistical Summary

	1	2	3	4	Final
West Virginia	9	3	7	0	19
USF	10	10	7	3	30

1st	WVU -	USF -	USF -	WVU -
	Jarrett Brown 3 rush (Tyler Bitancurt kick)	Carlton Mitchell 49 pass from B.J. Daniels (Eric Schwartz kick)	Schwartz 30 FG	Julian Miller safety
2nd	USF -	WVU -	USF -	WVU -
	A.J. Love 1 pass from Daniels (Schwartz kick)	Bitancurt 33 FG	Schwartz 26 FG	
3rd	WVU -	USF -	USF -	
	Brown 11 rush (Bitancurt kick)	Sterling Griffin 6 pass from Daniels (Schwartz kick)		
4th	USF -			
	Schwartz 44 FG			

	WVU	USF
First Downs	20	18
Rushes/Yards	35/118	40/189
Passing Yardage	205	232
Passes	19/32/1	13/26/0
Punts	5/215/43.0	4/164/41.0
Fumbles/Lost	0/0	1/0
Return Yardage	28	16
Penalties/Yards	4/31	5/21
Time of Possession	31:12	28:48

**WVU RUSHING:** Devine 17-42, Brown 11-39; **WVU PASSING:** Brown 19-32-1-205; **WVU RECEIVING:** Arnett 6-84, Lyons 4-39; **WVU TACKLES (TFL/QS):** Lazear 8 (1/0), Tandy 7 (1/0), Leonard 7 (2/1), Thomas 7; **WVU INTERCEPTIONS:** None.

**USF RUSHING:** Daniels 14-104, Plancher 18-86; **USF PASSING:** Daniels 13-26-0-232; **USF RECEIVING:** Mitchell 5-132, Love 3-71; **USF TACKLES (TFL/QS):** Wilson 12 (3/0), Murphy 9 (0/1); **USF INTERCEPTIONS:** Murphy.

**Attendance** - 56,328

# Game 9: The Louisville Game

West Virginia 17, Louisville 9 • Nov. 7, 2009 • Morgantown, W.Va.

West Virginia gained its seventh victory of the season and third in the BIG EAST with a 17-9 win over Louisville at Mountaineer Field at Milan Puskar Stadium.

Both teams turned in solid defensive performances, and the Mountaineers held the Cardinals to just three field goals in claiming the victory.

After a scoreless first quarter, Louisville struck first at the 4:16 mark of the second quarter, when kicker Chris Philpott connected on a 37-yard field goal to cap a five-play, 48-yard drive.

West Virginia answered the score with just 0:36 left before the half, when quarterback Jarrett Brown hit receiver Jock Sanders from eight-yards away to end an impressive eight-play, 72-yard drive.

With West Virginia leading 7-3, Louisville returned the ensuing kickoff to its own 45, and used just four plays to get into field goal range. Philpott made good on a 44-yard attempt just before half to cut the Mountaineer lead to 7-6.

After holding the Cardinals on the opening possession of the second half, West Virginia struck again in the third quarter at the 10:32 mark, when Brown led the offense on a six-play, 56-yard drive that ended when true freshman Tavon Austin rushed in from nine-yards away, giving the Mountaineers a 14-6 advantage.

Two possessions later, West Virginia took advantage of a shanked punt to move into scoring position once again. Kicker Tyler Bitancurt hit from 44-yards out to extend West Virginia's lead to 17-6.

Another shanked punt by Louisville set up the Mountaineers with good field position again just two possessions later, but a fumbled snap from center put Louisville at the WVU 42-yard line.

The Cardinals marched to the West Virginia 20, where the Mountaineer defense held and forced Philpott's third field goal of the day, this time from 29-yards out, putting the score at 17-9 in favor of West Virginia.

For the Mountaineers, tailback Noel Devine played just a few snaps in the second half as he suffered an ankle injury earlier in the game. With Devine out, the Mountaineers turned to Sanders in an effort to get the ground game going.

Louisville had one last chance at a game-tying drive with just 2:24 left in the game. The Cardinals managed to get to midfield, but two-straight sacks from defensive lineman Julian Miller for a loss of 14 yards, and two-straight incompletions ended the Cardinal comeback attempt.

Devine managed 56 yards rushing, but Sanders filled in and led the Mountaineer ground

game with 66 yards. Brown passed for 94 yards and receiver Alric Arnett finished with three catches for 46 yards. The WVU defense was led by linebacker Pat Lazear with eight tackles.

Louisville had an impressive game running the ball as tailback Darius Ashley rushed for 164 yards on 33 carries. Quarterback Will Stein passed for 100 yards, while receiver Cameron Graham caught four passes for 40 yards. The Cardinal defense was led by linebacker Chris Campa with nine tackles.

For the game, West Virginia finished with 173 yards rushing and 100 passing to total 273 yards of total offense.

Louisville's final totals stood at 201 yards on the ground and 100 yards passing for 301 total yards.

With the win, West Virginia improved to 9-2 all-time against Louisville and 4-1 against the Cardinals in BIG EAST play.



Julian Miller

## Scoring and Statistical Summary

	1	2	3	4	Final
Louisville.....	0	6	0	3	9
West Virginia.....	0	7	10	0	17

- 2nd** UofL - Chris Philpott 37 FG  
 WVU - Jock Sanders 8 pass from Jarrett Brown (Tyler Bitancurt kick)  
 UofL - Philpott 44 FG
- 3rd** WVU - Tavon Austin 9 rush (Bitancurt kick)  
 WVU - Bitancurt 42 FG
- 4th** UofL - Philpott 29 FG

	UofL	WVU
First Downs.....	17	14
Rushes/Yards.....	43/201	39/173
Passing Yardage.....	100	100
Passes.....	14/26/0	10/18/1
Punts.....	8/282/35.2	7/333/47.6
Fumbles/Lost.....	2/1	1/1
Return Yardage.....	22	18
Penalties/Yards.....	8/74	5/29
Time of Possession.....	32:54	27:06

**WVU RUSHING:** Sanders 12-66, Devine 13-56; **WVU PASSING:** Brown 9-17-1-94; **WVU RECEIVING:** Arnett 3-46, Sanders 3-20; **WVU TACKLES (TFL/QS):** Lazear 8, Tandy 7 (1/0), Thomas 7, Miller 6 (3/3); **WVU INTERCEPTIONS:** None.

**UofL RUSHING:** Ashley 33-164; **UofL PASSING:** Stein 14-26-0-100; **UofL RECEIVING:** Graham 4-40, Long 3-22; **UofL TACKLES (TFL/QS):** Campa 9 (1/0), Dempsey 7, Scott 7 (2/1); **UofL INTERCEPTIONS:** Scott.

**Attendance** - 55,334

# Game 10: The Cincinnati Game

No. 5/5 Cincinnati 24, No. 23 West Virginia 21 • Nov. 13, 2009 • Cincinnati, Ohio

No. 5/5 Cincinnati gained its first home victory ever over West Virginia with a 24-21 decision at Nippert Stadium.

The Mountaineers were undefeated in six previous trips to Cincinnati, but the Bearcats used a blanced offensive attack to score its second-straight victory over West Virginia.

After holding the Mountaineers on downs to start the game, Cincinnati's high-powered offense got the scoring started at the 9:56 mark of the first quarter, when receiver Armon Binns caught a 10-yard touchdown pass from quarterback Tony Pike to finish off a 73-yard drive.

West Virginia answered the score at the 3:19 mark, tying the game, when quarterback Jarrett Brown rushed in from eight-yards away. The scoring drive was set up when safety Sidney Glover recovered a Cincinnati fumble at the Bearcat 49-yard line. Glover's fumble recovery marked Cincinnati's first lost fumble of the season.

With the score knotted at 7-7, West Virginia took the lead at the 8:05 mark of the second quarter, when fullback Ryan Clarke powered through for a 37-yard touchdown run to cap off an impressive eight-play, 80-yard drive for the Mountaineers.

The Bearcats responded with 5:26 left in the half, when tailback Isaiah Pead dove over from the two-yard line to tie the score at 14-14. The play was first ruled by officials on the field as a fumble and recovered by West Virginia, but the replay official overturned the call and gave the questionable touchdown to Pead.

The score remained tied until the 11:07 mark of the third quarter, when the Bearcats regained the lead for good. Pike hit receiver DJ Woods for a six-yard scoring strike and a 21-14 lead.

Both teams battled back and forth for the rest of the third and most of the fourth quarter. The Bearcats struck again and extended their margin to 24-14 with just 2:08 left in the game, when kicker Jacob Rogers converted a 38-yard field goal.

However, West Virginia made the game interesting in the closing minute by driving 64 yards to score a touchdown, when Brown hit Brad Starks with a three-yard pass. Cincinnati then recovered the onsidess kick to seal the victory.

Brown led the Mountaineer offense with 188 yards passing and 34 rushing. His long pass completion of the game went for 24 yards to receiver Alric Arnett, and his long rush gained 23 yards. Tailback Noel Devine rushed for 88 yards, while Clarke had a career-best 60-yards rushing.

Starks caught five passes for 50 yards, while Jock Sanders hauled in four catches for 42 yards. Cornerback Brandon Hogan led the WVU defense with 11 tackles, including eight solo. Linebacker J.T. Thomas added seven tackles in the effort.

For Cincinnati, quarterback Zach Collaros passed for 205 yards, while Pike came back from injury to throw two touchdown passes.

Pead rushed for 175 yards, while Binns caught five passes for 62 yards and one touchdown. The Bearcat defense was led by linebacker Andre Revels with 13 stops.

Statistical totals showed West Virginia with 22 first downs in the game, 202 yards rushing and 188 passing for 390 yards of total offense. Cincinnati finished with 18 first downs, 216 yards rushing, 221 passing for 437 yards of total offense.

The win improved No. 5 ranked Cincinnati to 10-0 and 6-0 in the BIG EAST. Ranked at No. 23 coming into the game, West Virginia fell to 7-3 overall and 3-2 in the conference.



## Scoring and Statistical Summary

	1	2	3	4	Final
West Virginia	7	7	0	7	21
Cincinnati	7	7	7	3	24

<b>1st</b>	CIN -	Armon Binns 10 pass from Tony Pike (Jacob Rogers kick)
	WVU -	Jarrett Brown 8 rush (Tyler Bitancurt kick)
<b>2nd</b>	WVU -	Ryan Clarke 37 rush (Bitancurt kick)
	CIN -	Isaiah Pead 2 rush (Rogers kick)
<b>3rd</b>	CIN -	Woods 6 pass from Pike (Rogers kick)
<b>4th</b>	CIN -	Rogers 38 FG
	WVU -	Brad Starks 3 pass from Brown (Bitancurt kick)

	WVU	CIN
First Downs	22	18
Rushes/Yards	46/202	30/216
Passing Yardage	188	221
Passes	17/25/0	19/28/1
Punts	6/272/45.3	3/144/48.0
Fumbles/Lost	1/0	1/1
Return Yardage	9	22
Penalties/Yards	4/25	4/39
Time of Possession	34:23	25:37

**WVU RUSHING:** Devine 25-88, Clarke 5-60; **WVU PASSING:** Brown 17-25-0-188; **WVU RECEIVING:** Starks 5-50, Sanders 4-42; **WVU TACKLES (TFL/QS):** Hogan 11, Thomas 7 (1/0); **WVU INTERCEPTIONS:** Sands.

**CIN RUSHING:** Pead 18-175; **CIN PASSING:** Collaros 17-24-1-205; **CIN RECEIVING:** Binns 5-62, Robinson 3-59, Woods 3-40; **CIN TACKLES (TFL/QS):** Revels 13 (1/0), Schaffer 8, Stewart 7 (1/1); **CIN INTERCEPTIONS:** None.

**Attendance** - 35,105



# Game II: The Pitt Game - "102nd Backyard Brawl"

West Virginia 19, No. 8/9 Pitt 16 • Nov. 27, 2009 • Morgantown, W.Va.

Tyler Bitancurt's 43-yard field goal as time expired gave West Virginia a 19-16 upset victory over No. 8/9 Pitt in the 102nd edition of the "Backyard Brawl."

The redshirt freshman kicker was clutch all night, as he hit four field goals in the game, and brought West Virginia fans down memory lane back to 1975, when Bill McKenzie's final second field goal defeated the nationally ranked Panthers at old Mountaineer Field.

In fact, Bitancurt's game-winning field goal was the first by a West Virginia kicker as time expired since the infamous 1975 kick that continues to live on in WVU football lore to this day.

After a scoreless first quarter, Pitt broke through and got on the board at the 3:21 mark of the second quarter, when kicker Dan Hutchins hit for a 37-yard field goal.

West Virginia cornerback Keith Tandy intercepted a Bill Stull pass with 1:03 remaining, giving the Mountaineer offense the ball at the Pitt 40-yard line.

WVU answered the Pitt score several plays later, as Bitancurt converted from 20-yards away, sending the two teams into the locker room tied 3-3 at the half.

After stopping the Panthers on the opening possession of the second half, West Virginia embarked on a 10-play, 48-yard drive that would give the Mountaineers their first lead of the game. Highlighted by a 24-yard completion from quarterback Jarrett Brown to receiver Wes Lyons, the WVU offense moved into field goal range, and Bitancurt hit from 43-yards away, giving WVU a 6-3 advantage.

The lead was short lived as Pitt tied the game on the next possession, when Hutchins converted on a 30-yard field goal.

However, West Virginia quickly regained the lead on the first play of the ensuing drive when Devine broke loose for an 88-yard run to ignite the home fans, and give the Mountaineers a 13-6 lead, heading into the fourth quarter.

At the 9:56 mark of the final stanza, West Virginia upped its advantage to 16-6, when Bitancurt hit for a 39-yard field goal that was set up by a big 35-yard completion from Brown to receiver Alric Arnett.

But Pitt was far from done and scored on its next two possessions to tie the game. First Hutchins added a 36-yard field goal to pull the Panthers to 16-9 with 7:28 left. Then Stull hit receiver Jonathan Baldwin for a 50-yard touchdown strike that drew the Panthers even at 16-16 with just 2:48 left in the game.

Starting from its own 32-yard line, West Virginia's offense gained a first down on a 10-yard rush

by Brown, and another on an 11-yard completion to Arnett. After a Brown scramble for nine yards, and a clutch one-yard carry on fourth down by fullback Ryan Clarke, which gained the first down by an inch, Bitancurt's 43-yard field goal three rushing plays later ended the game, giving the victory to the Mountaineers.

Devine rushed for 134 yards, Brown passed for 164 and Arnett caught seven passes for 71 yards to pace the WVU offense. Tandy collected 10 tackles to lead the defense.

For Pitt offensively, tailback Dion Lewis finished with 155 yards rushing. Stull passed for 179 yards and Baldwin caught eight passes for 127 yards. The Panther defense was led by linebacker Adam Gunn with 11 tackles.

West Virginia finished with 205 yards rushing, 164 passing and 369 total yards. Pitt's final numbers stood at 146 rushing, 179 passing and 325 yards of total offense.

The West Virginia win broke a two-game losing streak to the Panthers, and gave the Mountaineers five victories in their last six tries against ranked opponents.



Tyler Bitancurt

## Scoring and Statistical Summary

	1	2	3	4	Final
Pitt.....	0	3	3	10	16
West Virginia.....	0	3	10	6	19

<b>2nd</b>	Pitt -	Dan Hutchins 37 FG
	WVU -	Tyler Bitancurt 20 FG
<b>3rd</b>	WVU -	Bitancurt 43 FG
	Pitt -	Hutchins 30 FG
<b>4th</b>	WVU -	Noel Devine 88 rush (Bitancurt kick)
	WVU -	Bitancurt 39 FG
	Pitt -	Hutchins 36 FG
	Pitt -	Jonathan Baldwin 50 pass from Bill Stull (Hutchins kick)
WVU -	Bitancurt 43 FG	

	Pitt	WVU
First Downs.....	15	18
Rushes/Yards.....	29/146	43/205
Passing Yardage.....	179	164
Passes.....	16/30/2	19/32/0
Punts.....	3/136/45.3	5/216/43.2
Fumbles/Lost.....	0/0	0/0
Return Yardage.....	9	12
Penalties/Yards.....	2/20	6/46
Time of Possession.....	29:47	30:13

**WVU RUSHING:** Devine 17-134, Clarke 10-29; **WVU PASSING:** Brown 19-31-0-164; **WVU RECEIVING:** Arnett 7-71, Lyons 2-44; **WVU TACKLES (TFL/QS):** Tandy 10, Hogan 8, Sands 7; **WVU INTERCEPTIONS:** Sands, Tandy.

**PITT RUSHING:** Lewis 26-155; **PITT PASSING:** Stull 16-30-2-179; **PITT RECEIVING:** Baldwin 8-127; **PITT TACKLES (TFL/QS):** Gunn 11 (1/0), DeCicco 9, Chappel 8; **PITT INTERCEPTIONS:** None.

**Attendance** - 56,123

# Game 12: The Rutgers Game

No. 23/24 West Virginia 24, Rutgers 21 • Dec. 5, 2009 • Piscataway, N.J.

West Virginia jumped out to a 14-3 first quarter advantage and then held on to defeat Rutgers, 24-21, in a rainy, snowy, cold day at Rutgers Stadium.

The Mountaineer defense rose to the occasion all afternoon, holding the Scarlet Knights to just 65 yards rushing and only 218 yards of total offense. Aside from a special teams score, Rutgers only managed 14 points on the WVU defense.

West Virginia's offense started strong and took the game's opening possession 86 yards in just five plays to take a 7-0 lead, when tailback Noel Devine rushed in from six-yards away.

Rutgers answered the score with a 38-yard field goal from San San Te with 9:28 left in the opening quarter.

However, West Virginia extended its lead to 14-3 with just 0:46 left, when fullback Ryan Clarke powered in from one-yard away. His touchdown finished off an impressive nine-play, 80-yard drive by the Mountaineer offense.

Both offenses stalled in the second quarter as the two defenses took control of the game, and the Mountaineers took the advantage into the locker room at halftime.

Rutgers took the opening possession of the second half into West Virginia territory, but a Te missed field goal kept the score at 14-3, until safety Sidney Glover intercepted a Tom Savage pass and returned it 24 yards for a touchdown. Glover's interception gave the Mountaineers a 21-3 advantage with 10:01 left in the third.

But Rutgers nullified the score on the very next play, when Joe Lefeged took the ensuing kickoff 91 yards for a touchdown. A Savage run converted the two-point try, and the Scarlet Knights found themselves down 21-11 with 9:48 left in the third.

Rutgers then closed the gap to 21-14 with just 0:27 left in the quarter by taking advantage of a Mountaineer fumble and converting a 27-yard Te field goal.

The Mountaineers benefitted from the running of Devine and Clarke to set up its final score of the game. With 8:44 left, kicker Tyler Bitancurt converted a clutch 41-yard field goal in the bad weather for a 24-14 Mountaineer lead.

However, just as they answered before, Rutgers struck back on the first play of its next drive, when Savage found receiver Mohamed Sanu for a 62-yard touchdown strike to put the score at 24-21 with 8:31 left in the game.

With the lead down to three, the West Virginia defense responded by holding the Scarlet Knights to just three plays on its next possession. After a second Mountaineer fumble, the WVU defense came up big again, when linebacker J.T. Thomas intercepted Savage on fourth down to

halt the possession late in the game.

From there it was up to the WVU offense to run out the clock, and it did so when quarterback Jarrett Brown stiffed armed his way for 12 yards on third-and-six.

Devine finished with 65 yards rushing and Clarke added 58 yards on the ground. Brown passed for 116 yards, while Jock Sanders caught five passes for 62 yards. Linebacker Reed Williams led the defense with nine stops, including two sacks.

For Rutgers, Savage passed for 153 yards, while Sanu hauled in 105 yards in catches. Linebacker Damaso Munoz led the Scarlet Knight defense with 12 tackles.

Final totals showed West Virginia with 162 yards rushing, 116 passing and 278 yards of total offense.

The victory gave West Virginia a 15-game winning streak over Rutgers, and the Mountaineers finished the regular season with a 9-3 overall mark and a second-place BIG EAST finish at 5-2. Immediately after the game, West Virginia accepted a bid to play in the 2010 Konica Minolta Gator Bowl.



Sidney Glover

## Scoring and Statistical Summary

	1	2	3	4	Final
West Virginia	14	0	7	3	24
Rutgers	3	0	11	7	21

<b>1st</b>	WVU - Noel Devine 6 rush (Tyler Bitancurt kick)
	RU - San San Te 38 FG
<b>3rd</b>	WVU - Ryan Clarke 1 rush (Bitancurt kick)
	WVU - Sidney Glover 24 interception return (Bitancurt kick)
<b>4th</b>	RU - Joe Lefeged 91 kickoff return (Tom Savage rush)
	RU - Te 27 FG
<b>4th</b>	WVU - Bitancurt 41 FG
	RU - Mohamed Sanu 62 pass from Savage (Te kick)

	WVU	RU
First Downs	13	11
Rushes/Yards	45/162	35/65
Passing Yardage	116	153
Passes	10/20/0	9/28/2
Punts	9/381/42.3	9/339/37.7
Fumbles/Lost	2/2	0/0
Return Yardage	90	6
Penalties/Yards	4/30	4/25
Time of Possession	29:35	30:25

**WVU RUSHING:** Devine 16-65, Clarke 14-58; **WVU PASSING:** Brown 10-20-0-116; **WVU RECEIVING:** Sanders 5-62, Arnett 2-34; **WVU TACKLES (TFL/QS):** Williams 9 (3/2), Sands 7 (1/0), Thomas 7; **WVU INTERCEPTIONS:** Thomas, Glover.

**RU RUSHING:** Martinek 14-49, Sanu 13-47; **RU PASSING:** Savage 9-27-2-153; **RU RECEIVING:** Sanu 6-105, Gravers 3-48; **RU TACKLES (TFL/QS):** Munoz 12 (1/0), Vallone 11 (2/0); **RU INTERCEPTIONS:** None.

Attendance - 52,534

# Mountaineers Invited To Play in Gator Bowl

## No. 17 West Virginia Makes Eighth-Straight Bowl Appearance

After its 24-21 victory over Rutgers, West Virginia accepted a bid to play Florida State in the Konica Minolta Gator Bowl on Jan. 1, 2010, at Jacksonville's Municipal Stadium.

The game marks West Virginia's eighth-straight bowl appearance and the Mountaineers are riding a four-game winning streak in bowl games.

"We are thrilled and proud to represent the BIG EAST Conference in the Gator Bowl," West Virginia coach Bill Stewart said. "Our fans love going to Jacksonville, and our players cherish the chance to play on New Year's Day.

"Our fans will pack the stadium and city of Jacksonville. We had a tremendous season, and this is a great reward for our players."

West Virginia has a long and storied tradition of playing in the Jan. 1 bowl game in Jacksonville, and last appeared in the Gator Bowl after the 2006 season, when quarterback Pat White led West Virginia to a thrilling 38-35 victory over Georgia Tech.

In its opponent, the Mountaineers will play a Florida State team that is marking the final game for Coach Bobby Bowden. For Bowden, he ends his college coaching career against the team he once coached, as he led the WVU football program from 1970-75, and took the Mountaineers to two bowl games.

All-time, West Virginia is 0-2 against the Seminoles and will be looking for its first win in the series. Coincidentally, the two meetings between West Virginia and Florida State have both come in the Gator Bowl, with the Seminoles winning in 1982 and 2005.

The Mountaineers finished the season at 9-3 overall and 5-2 in the BIG EAST, which was good enough for a second-place league finish. Since 2002, West Virginia has not finished lower than second place in the BIG EAST, while winning four league titles. Also, since 2002, the Mountaineers have not posted a BIG EAST conference record any less than 5-2.

In 2009, West Virginia put 10 players on the BIG EAST all-conference team with tailback Noel Devine, kicker Tyler Bitancurt, linebacker J.T. Thomas, cornerback Brandon Hogan and safety Robert Sands claiming first team all-conference honors.

Second team all-BIG EAST accolades went to



quarterback Jarrett Brown, offensive lineman Selvish Capers, punter Scott Kozlowski, linebacker Reed Williams and defensive tackle Chris Neild. Devine finished the season with 1,297 yards rushing and 12 touchdowns. He averaged 5.8 yards per carry and almost 110 yards rushing per game. Brown passed for 2,129 yards and 11 touchdowns, while averaging 177 yards passing per game. Jock Sanders led the receivers with 70 catches and three touchdowns.

On the defensive side of the ball, linebacker Pat Lazear led the team in tackles with 73, followed by Hogan and Thomas with 71. Sands led the defensive secondary with five interceptions

and eight pass deflections.

In 2009, West Virginia completed its eighth-straight winning campaign, and will be looking to the Gator Bowl for its fourth season in the decade with at least 10 wins.

In the last four years, West Virginia has the 10th-best record in college football with 40 wins, the seventh-best record in the last five years with 51 wins and the ninth-best record in college football during the last six years with 59 victories. The Gator Bowl will mark West Virginia's sixth New Year's Day bowl appearance of the decade, and second under Bill Stewart.



# Game 13: Konica Minolta Gator Bowl

Florida State 33, No. 17/18 West Virginia 21 • Jan. 1, 2010 • Jacksonville, Fla.

In legendary coach Bobby Bowden's historic last game with Florida State, West Virginia jumped out to a 14-3 first quarter lead, but could not hold on as the Seminoles bounced back to take a 33-21 victory in the 2010 Konica Minolta Gator Bowl.

Before a Gator Bowl record crowd of 84,129 at Jacksonville's Municipal Stadium, West Virginia started strong behind the running of tailback Noel Devine, who finished with 168 yards on 16 carries. The Mountaineers took the game's opening possession and marched 72 yards in eight plays to score first on quarterback Jarrett Brown's 32-yard touchdown run.

Florida State answered with a 26-yard Dustin Hopkins field goal, before Devine broke loose for a 70-yard run to set up his one-yard plunge for a 14-3 Mountaineer advantage. Devine's 70-yard scamper was a WVU bowl record for longest run in a game.

With WVU up 14-3 in the second quarter, Florida State's Jamie Robinson intercepted Brown to ignite the FSU offense and turn the momentum squarely in favor of the Seminoles.

The interception led to FSU's first touchdown of the game, when Jermaine Thomas rushed in from 12-yards away, cutting the deficit to 14-10.

Late in the second quarter, Brown left the game with a sprained ankle and would not return. The Seminoles cut the WVU lead to 14-13 at the half, when Hopkins added a 42-yard field goal in the final seconds.

The Seminoles took their first lead of the game at the 12:15 mark of the third quarter, when they took the opening kickoff 69 yards, which led to Hopkins' third field goal of the game and a 16-14 lead.

With true freshman Geno Smith in at quarterback, the Mountaineers marched to the FSU 16-yard line, but kicker Tyler Bitancurt's missed field goal kept the score at 16-14 in favor of the Seminoles.

Later in the third quarter, Florida State jumped out to a 23-14 lead, when Thomas rushed in from 19 yards, but the Mountaineers quickly answered the score to begin the fourth quarter.

Powered by a 34-yard run from Devine, Ryan Clarke ended a nine-play, 80-yard drive with a five-yard rush to pull the Mountaineers within two, 23-21, early in the fourth.

But Florida State answered with a 12-play, 81-yard drive that took any momentum the Mountaineers had gained. Quarterback E.J. Manuel rushed in from two-yards out for the touchdown.

The Seminoles added a fourth Hopkins field goal with 2:02 left in the game to close the scoring and capture the historic win for Bowden.

Aside from Devine's strong day rushing, Smith

passed for 92 yards in the relief role and safety Robert Sands was clearly the leader of the Mountaineer defense with 13 tackles and two TFL. Linebacker Reed Williams followed with 11 tackles and one TFL.

For FSU, Thomas rushed for 121 yards and two scores, while Manuel added 70 yards rushing and 189 passing. Jarmon Fortson led all receivers with four catches for 73 yards. The Seminole defense was led by Dekoda Watson with five tackles, including two sacks and three TFL. Patrick Robinson and Nigel Bradham also contributed five tackles in the victory.

West Virginia's final totals stood at 221 yards rushing and 107 passing for 328 yards of total offense. Florida State finished with 226 yards on the ground and 189 through the air for 415 yards of total offense.

The loss broke West Virginia's four-game bowl winning streak, and the Mountaineers finished the 2009 season with a 9-4 record.



Noel Devine

## Scoring and Statistical Summary

	1	2	3	4	Final
West Virginia	14	0	0	7	21
Florida State	3	10	10	10	33

<b>1st</b>	WVU - Jarrett Brown 32 rush (Tyler Bitancurt kick)
	FSU - Dustin Hopkins 26 FG
	WVU - Noel Devine 1 rush (Bitancurt kick)
<b>2nd</b>	FSU - Jermaine Thomas 12 rush (Hopkins kick)
	FSU - Hopkins 42 FG
<b>3rd</b>	FSU - Hopkins 22 FG
	FSU - Thomas 19 rush (Kopkins kick)
<b>4th</b>	WVU - Ryan Clarke 5 rush (Bitancurt kick)
	FSU - E.J. Manuel 2 rush (Hopkins kick)
	FSU - Hopkins 37 FG

	WVU	FSU
First Downs	18	24
Rushes/Yards	37/221	46/226
Passing Yardage	107	189
Passes	9/19/1	17/24/0
Punts	3/11/37.0	2/75/37.5
Fumbles/Lost	3/0	0/0
Return Yardage	0	37
Penalties/Yards	3/29	7/69
Time of Possession	22:53	37:07

**WVU RUSHING:** Devine 16-168, Brown 6-43, Clarke 3-12; **WVU PASSING:** Brown 1-4-1-15, Smith 8-15-0-92; **WVU RECEIVING:** Starks 3-30, Devine 2-28, Sanders 2-14; **WVU TACKLES (TFL/QS):** Sands 13 (2/0), Williams 11 (1/0), Glover 7 (1/0); **WVU INTERCEPTIONS:** None.

**FSU RUSHING:** Thomas 25-121, Manuel 14-70; **FSU PASSING:** Manuel 17-24-0-189; **FSU RECEIVING:** Fortson 4-73, Owens 3-37, Easterling 3-33; **FSU TACKLES (TFL/QS):** Watson 5 (3/2), Robinson 5, Bradham 5 (1/1); **FSU INTERCEPTIONS:** Robinson.

Attendance - 84,129

The Automated ScoreBook  
West Virginia Game Results (as of Jan 04, 2010)  
All games

Date	Opponent	Score	Overall Record	Conference Record	Time	Attend
Sep 05, 2009	LIBERTY	W 33-20	1- 0- 0	0- 0- 0	3:06	57950
Sep 12, 2009	ECU	W 35-20	2- 0- 0	0- 0- 0	3:19	59216
Sep 19, 2009	at Auburn	30-41 L	2- 1- 0	0- 0- 0	3:31	87451
Oct. 1, 2009	COLORADO	W 35-24	3- 1- 0	0- 0- 0	3:17	60055
* Oct 10, 2009	at Syracuse	W 34-13	4- 1- 0	1- 0- 0	3:13	40144
Oct 17, 2009	MARSHALL	W 24-7	5- 1- 0	1- 0- 0	3:14	54432
* Oct 24, 2009	CONNECTICUT	W 28-24	6- 1- 0	2- 0- 0	3:10	58106
* Oct 30, 2009	at USF	19-30 L	6- 2- 0	2- 1- 0	3:27	56328
* Nov 07, 2009	LOUISVILLE	W 17-9	7- 2- 0	3- 1- 0	3:17	55334
* Nov 13, 2009	at #5 Cincinnati	21-24 L	7- 3- 0	3- 2- 0	3:08	35105
* Nov 27, 2009	#8 PITT	W 19-16	8- 3- 0	4- 2- 0	3:10	56123
* Dec 05, 2009	at RUTGERS	W 24-21	9- 3- 0	5- 2- 0	3:04	52534
^ Jan 1, 2010	vs Florida State	21-33 L	9- 4- 0	5- 2- 0	3:18	84129

\* - BIG EAST Conference Game  
^ - 2010 Konica Minolta Gator Bowl

Opponent	Score	-----FIRST DOWNS-----				----RUSHING----		-----PASSING-----		--TOTAL OFFENSE--		Return Yards	Turn-Overs
		Total	Rush	Pass	Pen	Number-Yards	Comp-Att-Int	Yards	Plays-Yards				
LIBERTY.....	33-20	22/15	10/4	10/7	2/4	34-195 / 26-89	19-26- 0 / 22-33- 1	243/210	60-438 / 59-299	104/161	0/1		
ECU.....	35-20	25/13	10/3	14/9	1/1	37-175 / 27-62	24-31- 1 / 16-40- 1	334/175	68-509 / 67-237	132/160	4/1		
Auburn.....	30-41	23/20	11/7	11/12	1/1	39-207 / 41-100	24-41- 5 / 17-33- 1	302/300	80-509 / 74-400	177/185	6/1		
COLORADO.....	35-24	19/21	13/5	6/15	0/1	42-257 / 30-100	12-19- 0 / 27-54- 3	148/292	61-405 / 84-392	109/165	4/3		
Syracuse.....	34-13	19/10	5/2	12/7	2/1	40-127 / 24-72	25-34- 0 / 12-25- 1	258/150	74-385 / 49-222	180/171	1/2		
MARSHALL.....	24-7	13/16	6/8	7/7	0/1	31-147 / 34-58	16-23- 0 / 17-35- 2	166/149	54-313 / 69-207	98/82	2/4		
CONNECTICUT.....	28-24	17/21	10/4	7/16	0/1	40-234 / 37-123	16-27- 1 / 25-41- 3	153/378	67-387 / 78-501	190/183	2/4		
USF.....	19-30	20/18	10/13	10/5	0/0	35-118 / 40-189	19-32- 1 / 13-26- 0	205/232	67-323 / 66-421	144/44	1/0		
LOUISVILLE.....	17-9	14/17	9/12	3/4	2/1	39-173 / 43-201	10-18- 1 / 14-26- 0	100/100	57-273 / 69-301	74/55	2/1		
Cincinnati.....	21-24	22/18	12/10	10/8	0/0	46-202 / 30-216	17-25- 0 / 19-28- 1	188/221	71-390 / 58-437	52/120	0/2		
PITT.....	19-16	18/15	10/8	8/7	0/0	43-205 / 29-146	19-32- 0 / 16-30- 2	164/179	75-369 / 59-325	104/153	0/2		
RUTGERS.....	24-21	13/11	8/4	4/6	1/1	45-162 / 35-65	10-20- 0 / 9-28- 2	116/153	65-278 / 63-218	165/110	2/2		
Florida State.....	21-33	18/24	8/15	7/9	3/0	37-221 / 46-226	9-19- 1 / 17-24- 0	107/189	56-328 / 70-415	146/138	1/0		
Totals.....	340-282	243/219	122/95	109/112	12/12	508-2423/442-1647	220-347-10/224-423-17	2484/2728	855-4907/ 865-4375	1675/1727	25/23		

Note: Game totals are displayed in the format TEAM/OPPONENT for each category

**The Automated ScoreBook**  
**West Virginia Overall Team Statistics (as of Jan 02, 2010)**  
**All games**

<b>Team Statistics</b>	<b>WVU</b>	<b>OPP</b>
<b>SCORING</b>	340	282
Points Per Game	26.2	21.7
<b>FIRST DOWNS</b>	243	219
Rushing	122	95
Passing	109	112
Penalty	12	12
<b>RUSHING YARDAGE</b>	2423	1647
Yards gained rushing	2827	1995
Yards lost rushing	404	348
Rushing Attempts	508	442
Average Per Rush	4.8	3.7
Average Per Game	186.4	126.7
TDs Rushing	29	9
<b>PASSING YARDAGE</b>	2484	2728
Comp-Att-Int	220-347-10	224-423-17
Average Per Pass	7.2	6.4
Average Per Catch	11.3	12.2
Average Per Game	191.1	209.8
TDs Passing	12	19
<b>TOTAL OFFENSE</b>	4907	4375
Total Plays	855	865
Average Per Play	5.7	5.1
Average Per Game	377.5	336.5
<b>KICK RETURNS: #-Yards</b>	55-1209	57-1380
<b>PUNT RETURNS: #-Yards</b>	24-231	28-245
<b>INT RETURNS: #-Yards</b>	17-235	10-84
<b>KICK RETURN AVERAGE</b>	22.0	24.2
<b>PUNT RETURN AVERAGE</b>	9.6	8.8
<b>INT RETURN AVERAGE</b>	13.8	8.4
<b>FUMBLES-LOST</b>	25-15	14-6
<b>PENALTIES-Yards</b>	66-572	72-593
Average Per Game	44.0	45.6
<b>PUNTS-Yards</b>	64-2844	66-2676
Average Per Punt	44.4	40.5
Net punt average	38.4	34.9
<b>TIME OF POSSESSION/Game</b>	30:15	29:45
<b>3RD-DOWN Conversions</b>	73/173	63/195
3rd-Down Pct	42%	32%
<b>4TH-DOWN Conversions</b>	3/12	7/16
4th-Down Pct	25%	44%
<b>SACKS BY-Yards</b>	29-185	24-209
<b>MISC YARDS</b>	0	0
<b>TOUCHDOWNS SCORED</b>	43	30
<b>FIELD GOALS-ATTEMPTS</b>	13-15	24-35
<b>ON-SIDE KICKS</b>	0-1	0-1
<b>RED-ZONE SCORES</b>	37-43 86%	31-37 84%
<b>RED-ZONE TOUCHDOWNS</b>	30-43 70%	17-37 46%
<b>PAT-ATTEMPTS</b>	41-42 98%	28-29 97%
<b>ATTENDANCE</b>	401216	271562
Games/Avg Per Game	7/57317	5/54312
Neutral Site Games		1/84129

<b>Score by Quarters</b>	<b>1st</b>	<b>2nd</b>	<b>3rd</b>	<b>4th</b>	<b>OT</b>	<b>Total</b>
West Virginia	110	77	74	79	0	340
Opponents	67	76	61	78	0	282



**The Automated ScoreBook**  
**West Virginia Overall Individual Statistics (as of Jan 02, 2010)**  
**All games**

<u>Rushing</u>	<u>gp</u>	<u>att</u>	<u>gain</u>	<u>loss</u>	<u>net</u>	<u>avg</u>	<u>td</u>	<u>lg</u>	<u>avg/g</u>
DEVINE, Noel	13	241	1549	84	1465	6.1	13	88	112.7
BROWN, Jarrett	13	117	689	223	466	4.0	6	36	35.8
CLARKE, Ryan	12	60	255	5	250	4.2	8	37	20.8
SANDERS, Jock	13	35	180	5	175	5.0	1	19	13.5
AUSTIN, Tavon	13	6	47	0	47	7.8	1	19	3.6
ALSTON, Shawne	5	6	19	1	18	3.0	0	8	3.6
STARKS, Brad	12	4	18	8	10	2.5	0	13	0.8
RODGERS, Mark	13	7	12	3	9	1.3	0	4	0.7
SMITH, Geno	5	17	45	38	7	0.4	0	13	1.4
WHITE, Coley	1	3	13	6	7	2.3	0	13	7.0
TEAM	13	12	0	31	-31	-2.6	0	0	-2.4
Total	13	508	2827	404	2423	4.8	29	88	186.4
Opponents	13	442	1995	348	1647	3.7	9	53	126.7

<u>Passing</u>	<u>gp</u>	<u>effic</u>	<u>comp-att-int</u>	<u>pct</u>	<u>yds</u>	<u>td</u>	<u>lg</u>	<u>avg/g</u>
BROWN, Jarrett	13	130.20	187-296-9	63.2	2144	11	58	164.9
SMITH, Geno	5	120.93	32-49-1	65.3	309	1	33	61.8
TEAM	13	0.00	0-1-0	0.0	0	0	0	0.0
STARKS, Brad	12	360.40	1-1-0	100.0	31	0	31	2.6
Total	13	129.18	220-347-10	63.4	2484	12	58	191.1
Opponents	13	113.91	224-423-17	53.0	2728	19	88	209.8

<u>Receiving</u>	<u>gp</u>	<u>no.</u>	<u>yds</u>	<u>avg</u>	<u>td</u>	<u>lg</u>	<u>avg/g</u>
SANDERS, Jock	13	72	688	9.6	3	38	52.9
ARNETT, Alric	13	43	586	13.6	3	46	45.1
STARKS, Brad	12	29	405	14.0	2	58	33.8
DEVINE, Noel	13	22	177	8.0	1	20	13.6
LYONS, Wes	13	20	263	13.1	0	29	20.2
AUSTIN, Tavon	13	15	151	10.1	1	58	11.6
URBAN, Tyler	13	10	117	11.7	1	33	9.0
JOHNSON, Will	13	6	78	13.0	1	33	6.0
CLARKE, Ryan	12	2	15	7.5	0	9	1.2
RODGERS, Mark	13	1	4	4.0	0	4	0.3
Total	13	220	2484	11.3	12	58	191.1
Opponents	13	224	2728	12.2	19	88	209.8

<u>Punt Returns</u>	<u>no.</u>	<u>yds</u>	<u>avg</u>	<u>td</u>	<u>lg</u>
SANDERS, Jock	17	146	8.6	0	35
HOGAN, Brandon	7	85	12.1	0	49
Total	24	231	9.6	0	49
Opponents	28	245	8.8	0	38

<u>Interceptions</u>	<u>no.</u>	<u>yds</u>	<u>avg</u>	<u>td</u>	<u>lg</u>
SANDS, Robert	5	9	1.8	0	9
TANDY, Keith	3	7	2.3	0	6
GLOVER, Sidney	2	44	22.0	1	24
THOMAS, J.T.	2	29	14.5	0	19
RICHARDSON, Kent	1	54	54.0	0	46
GOULBOURNE, Ovid	1	13	13.0	0	13
NEILD, Chris	1	1	1.0	0	1
HOGAN, Brandon	1	17	17.0	0	17
TAYLOR, Josh	1	8	8.0	0	8
Total	17	235	13.8	1	53
Opponents	10	84	8.4	1	22

<u>Kick Returns</u>	<u>no.</u>	<u>yds</u>	<u>avg</u>	<u>td</u>	<u>lg</u>
RODGERS, Mark	27	619	22.9	0	51
AUSTIN, Tavon	17	426	25.1	1	98
DEVINE, Noel	5	100	20.0	0	26
KOVATCH, Ricky	2	20	10.0	0	12
SANDERS, Jock	1	28	28.0	0	28
HOGAN, Brandon	1	0	0.0	0	0
GOULBOURNE, Ovid	1	8	8.0	0	8
URBAN, Tyler	1	8	8.0	0	8
Total	55	1209	22.0	1	98
Opponents	57	1380	24.2	1	91

<u>Fumble Returns</u>	<u>no.</u>	<u>yds</u>	<u>avg</u>	<u>td</u>	<u>lg</u>
Total	0	0	0.0	0	0
Opponents	1	18	18.0	0	18

**The Automated ScoreBook**  
**West Virginia Overall Individual Statistics (as of Jan 02, 2010)**  
**All games**

Scoring	td	fg	PAT				dxp	saf	pts
			kick	rush	rcv	pass			
DEVINE, Noel	14	-	-	-	-	-	-	84	
BITANCURT, Tyler	-	13-15	41-42	-	-	-	-	80	
CLARKE, Ryan	8	-	-	-	-	-	-	48	
BROWN, Jarrett	6	-	-	-	-	-	-	36	
SANDERS, Jock	4	-	-	-	-	-	-	24	
AUSTIN, Tavon	3	-	-	-	-	-	-	18	
ARNETT, Alric	3	-	-	-	-	-	-	18	
STARKS, Brad	2	-	-	-	-	-	-	12	
URBAN, Tyler	1	-	-	-	-	-	-	6	
JOHNSON, Will	1	-	-	-	-	-	-	6	
GLOVER, Sidney	1	-	-	-	-	-	-	6	
MILLER, Julian	-	-	-	-	-	-	1	2	
KASH, Jeremy	-	-	-	0-1	-	-	-	0	
Total	43	13-15	41-42	0-1	-	-	-	340	
Opponents	30	24-35	28-29	1-1	-	-	-	282	

Total Offense	g	plays	rush	pass	total	avg/g
BROWN, Jarrett	13	413	466	2144	2610	200.8
DEVINE, Noel	13	241	1465	0	1465	112.7
SMITH, Geno	5	66	7	309	316	63.2
CLARKE, Ryan	12	60	250	0	250	20.8
SANDERS, Jock	13	35	175	0	175	13.5
AUSTIN, Tavon	13	6	47	0	47	3.6
STARKS, Brad	12	5	10	31	41	3.4
ALSTON, Shawne	5	6	18	0	18	3.6
RODGERS, Mark	13	7	9	0	9	0.7
WHITE, Coley	1	3	7	0	7	7.0
TEAM	13	13	-31	0	-31	-2.4
Total	13	855	2423	2484	4907	377.5
Opponents	13	865	1647	2728	4375	336.5

Field Goals	fg	pct.	01-19	20-29	30-39	40-49	50-99	lg	blk
BITANCURT, Tyler	13-15	86.7	0-0	2-2	6-7	5-6	0-0	45	0

FG Sequence	West Virginia	Opponents
Liberty	(38),(35),(45),(36)	(32),(49)
ECU	-	(37),23,(23)
Auburn	(28)	(46),(42)
Colorado	-	40,45,(39),57
Syracuse	-	-
MARSHALL	(32)	-
CONNECTICUT	42	(38),27,44
USF	(33)	(30),(26),(44)
LOUISVILLE	(42)	(37),(44),(29)
Cincinnati	-	34,(38)
PITT	(20),(43),(39),(43)	46,(37),(30),53,(36)
RUTGERS	(41)	(38),45,(27)
Florida State	33	(26),37,(42),(22),(37)

Punting	no.	yds	avg	lg	tb	fc	i20	50+	blk
KOZLOWSKI, Scott	64	2844	44.4	63	7	12	17	17	0
Total	64	2844	44.4	63	7	12	17	17	0
Opponents	66	2676	40.5	61	7	15	15	11	1

Kickoffs	no.	yds	avg	tb	ob	retn	net	ydln
LIDER, Josh	48	2668	55.6	1	3			
BITANCURT, Tyler	19	1131	59.5	3	1			
Total	67	3799	56.7	4	4	24.2	34.9	35
Opponents	67	4110	61.3	10	2	22.0	40.3	29

Numbers in (parentheses) indicate field goal was made.

**The Automated ScoreBook**  
**West Virginia Overall Individual Statistics (as of Jan 02, 2010)**  
**All games**

<u>All Purpose</u>	<u>g</u>	<u>rush</u>	<u>rcv</u>	<u>pr</u>	<u>kr</u>	<u>ir</u>	<u>total</u>	<u>avg/g</u>
DEVINE, Noel	13	1465	177	0	100	0	1742	134.0
SANDERS, Jock	13	175	688	146	28	0	1037	79.8
RODGERS, Mar	13	9	4	0	619	0	632	48.6
AUSTIN, Tavon	13	47	151	0	426	0	624	48.0
ARNETT, Alric	13	0	586	0	0	0	586	45.1
BROWN, Jarrett	13	466	0	0	0	0	466	35.8
STARKS, Brad	12	10	405	0	0	0	415	34.6
CLARKE, Ryan	12	250	15	0	0	0	265	22.1
LYONS, Wes	13	0	263	0	0	0	263	20.2
URBAN, Tyler	13	0	117	0	8	0	125	9.6
HOGAN, Brando	13	0	0	85	0	17	102	7.8
JOHNSON, Will	13	0	78	0	0	0	78	6.0
RICHARDSON,	13	0	0	0	0	54	54	4.2
LAZEAR, Pat	13	0	0	0	0	53	53	4.1
GLOVER, Sidne	12	0	0	0	0	44	44	3.7
THOMAS, J.T.	13	0	0	0	0	29	29	2.2
GOULBOURNE,	13	0	0	0	8	13	21	1.6
KOVATCH, Rick	13	0	0	0	20	0	20	1.5
ALSTON, Shaw	5	18	0	0	0	0	18	3.6
SANDS, Robert	13	0	0	0	0	9	9	0.7
TAYLOR, Josh	12	0	0	0	0	8	8	0.7
WHITE, Coley	1	7	0	0	0	0	7	7.0
SMITH, Geno	5	7	0	0	0	0	7	1.4
TANDY, Keith	13	0	0	0	0	7	7	0.5
NEILD, Chris	13	0	0	0	0	1	1	0.1
TEAM	13	-31	0	0	0	0	-31	-2.4
Total	13	2423	2484	231	1209	235	6582	506.3
Opponents	13	1647	2728	245	1380	84	6084	468.0



The Automated ScoreBook  
 West Virginia Overall Defensive Statistics (as of Jan 02, 2010)  
 All games

##	Defensive Leaders	gp	Tackles				tfl/yds	Sacks no-yds	Pass defense			Fumbles		blkd	
			ua	a	tot				int-yds	brup	qbh	rcv-yds	ff	kick	saf
31	LAZEAR, Pat	13	37	41	78	6.0-20	1.0-6	0-53	1	1	.	1	.	.	
30	THOMAS, J.T.	13	34	42	76	7.0-16	0.5-1	2-29	5	2	1-0	.	.	.	
22	HOGAN, Brandon	13	46	28	74	2.0-2	.	1-17	11	.	1-0	.	.	.	
47	WILLIAMS, Reed	12	30	38	68	6.0-24	2.0-17	.	7	.	.	1	.	.	
2	SANDS, Robert	13	37	28	65	3.5-10	.	5-9	8	.	1-0	.	.	.	
8	TANDY, Keith	13	43	18	61	4.0-12	.	3-7	4	.	1-0	.	.	.	
11	GLOVER, Sidney	12	39	21	60	7.0-29	1.5-8	2-44	4	.	1-0	1	.	.	
97	MILLER, Julian	13	30	23	53	14.0-69	9.0-61	.	3	2	.	1	.	1	
12	SOWERS, Nate	12	29	14	43	5.5-16	.	.	2	.	.	1	.	.	
90	NEILD, Chris	13	13	22	35	2.0-2	.	1-1	1	1	.	.	.	.	
17	RICHARDSON, Kent	13	16	8	24	.	.	1-54	1	.	.	.	1	.	
94	TAYLOR, Josh	12	11	12	23	3.5-12	2.0-9	1-8	.	.	.	.	.	.	
45	LEONARD, Anthony	9	13	10	23	3.0-7	1.0-3	.	.	1	.	.	.	.	
20	ALLEN, Franchot	12	13	9	22	3.0-18	.	.	1	.	.	.	.	.	
49	GOULBOURNE, Ovid	13	8	12	20	5.5-35	5.5-35	1-13	3	1	.	.	.	.	
24	SMITH, Eain	12	8	9	17	.	.	.	1	.	.	.	.	.	
93	BERRY, Scooter	8	8	7	15	2.5-15	1.0-7	.	.	1	.	.	.	.	
13	WOOD, Anthony	13	7	6	13	.	.	.	.	.	.	.	.	.	
52	GOODE, Najee	13	6	5	11	.	.	.	2	1	.	.	.	.	
99	WRIGHT, Jorge	9	8	2	10	2.0-4	1.0-2	.	.	.	.	.	.	.	
1D	GARVIN, Terence	10	3	7	10	.	.	.	.	.	.	.	.	.	
57	COOPER, Zac	13	5	5	10	3.5-29	3.5-29	.	.	2	.	1	.	.	
3	DAVIS, Eddie	13	3	5	8	.	.	.	.	.	.	.	.	.	
32	CLARKE, Ryan	12	3	3	6	.	.	.	.	.	.	.	.	.	
28	ROBERTS, Jordan	13	.	5	5	.	.	.	.	.	.	.	.	.	
29	HALE, Trippe	11	2	3	5	.	.	.	.	.	.	.	.	.	
38	LINDAMOOD, Matt	12	4	1	5	.	.	.	.	.	.	.	.	.	
23	RODGERS, Mark	13	3	1	4	.	.	.	.	.	.	1	.	.	
87	NUTTER, Cody	13	.	3	3	.	.	.	.	.	.	.	.	.	
10	DERVIL, Guesly	11	1	2	3	.	.	.	.	.	.	.	.	.	
2C	SMITH, Lawrence	3	1	2	3	.	.	.	.	.	.	.	.	.	
92	FORD, Larry	8	.	3	3	.	.	.	.	.	.	.	.	.	
46	LIDER, Josh	11	1	2	3	.	.	.	.	.	.	.	.	.	
1	AUSTIN, Tavon	13	2	.	2	.	.	.	.	.	.	.	.	.	
33	ANDERSON, Max	11	1	1	2	.	.	.	.	.	.	.	.	.	
1A	MILLER, Pat	9	2	.	2	.	.	.	1	.	.	.	.	.	
37	KOZLOWSKI, Scott	13	1	.	1	.	.	.	.	.	.	.	.	.	
91	LAGEMAN, J.B.	1	1	.	1	1.0-7	1.0-7	.	.	.	.	1	.	.	
64	BARCLAY, Don	13	1	.	1	.	.	.	.	.	.	.	.	.	
41	KOVATCH, Ricky	13	1	.	1	.	.	.	.	.	.	.	.	.	
89	URBAN, Tyler	13	1	.	1	.	.	.	.	.	.	.	.	.	
40	BITANCURT, Tyler	13	1	.	1	.	.	.	.	.	.	.	.	.	
TM	TEAM	13	1	.	1	.	.	.	.	.	1-0	.	.	.	
82	ARNETT, Alric	13	1	.	1	.	.	.	.	.	.	.	.	.	
9	SANDERS, Jock	13	1	.	1	.	.	.	.	.	.	.	.	.	
7	DEVINE, Noel	13	1	.	1	.	.	.	.	.	.	.	.	.	
Total		13	477	398	875	81-327	29-185	17-235	55	12	6-0	8	1	1	
Opponents		13	525	362	887	85-352	24-209	10-84	24	14	15-18	12	.	.	

**The Automated ScoreBook**  
**West Virginia Individual Season/Career Statistics (as of Jan 02, 2010)**  
**All games**

SEASON

CAREER

Rushing	gp	att	gain	loss	net	avg	td	lg	avg/g	gp	att	gain	loss	net	avg	td	lg	avg/g
DEVINE, Noel	13	241	1549	84	1465	6.1	13	88	112.7	38	520	3547	166	3381	6.5	23	92	89.0
BROWN, Jarrett	13	117	689	223	466	4.0	6	36	35.8	38	234	1458	320	1138	4.9	13	51	29.9
CLARKE, Ryan	12	60	255	5	250	4.2	8	37	20.8	12	60	255	5	250	4.2	8	37	20.8
SANDERS, Jock	13	35	180	5	175	5.0	1	19	13.5	39	99	568	38	530	5.4	5	56	13.6
AUSTIN, Tavon	13	6	47	0	47	7.8	1	19	3.6	13	6	47	0	47	7.8	1	19	3.6
ALSTON, Shawne	5	6	19	1	18	3.0	0	8	3.6	5	6	19	1	18	3.0	0	8	3.6
STARKS, Brad	12	4	18	8	10	2.5	0	13	0.8	21	4	18	8	10	2.5	0	13	0.5
RODGERS, Mark	13	7	12	3	9	1.3	0	4	0.7	26	22	94	5	89	4.0	0	19	3.4
SMITH, Geno	5	17	45	38	7	0.4	0	13	1.4	5	17	45	38	7	0.4	0	13	1.4
WHITE, Coley	1	3	13	6	7	2.3	0	13	7.0	1	3	13	6	7	2.3	0	13	7.0
TEAM	13	12	0	31	-31	-2.6	0	0	-2.4	51	51	0	161	-161	-3.2	0	0	-3.2
Total	13	508	2827	404	2423	4.8	29	88	186.4									
Opponents	13	442	1995	348	1647	3.7	9	53	126.7									

Passing	gp	effic	comp-att-int	pct	yds	td	lg	avg/g	gp	effic	comp-att-int	pct	yds	td	lg	avg/g
BROWN, Jarrett	13	130.20	187-296-9	63.2	2144	11	58	164.9	38	129.54	268-421-13	63.7	2983	16	58	78.5
SMITH, Geno	5	120.93	32-49-1	65.3	309	1	33	61.8	5	120.93	32-49-1	65.3	309	1	33	61.8
TEAM	13	0.00	0-1-0	0.0	0	0	0	0.0	51	0.00	0-7-0	0.0	0	0	0	0.0
STARKS, Brad	12	360.40	1-1-0	100.0	31	0	31	2.6	21	180.20	1-2-0	50.0	31	0	31	1.5
Total	13	129.18	220-347-10	63.4	2484	12	58	191.1								
Opponents	13	113.91	224-423-17	53.0	2728	19	88	209.8								

Receiving	gp	no.	yds	avg	td	lg	avg/g	gp	no.	yds	avg	td	lg	avg/g
SANDERS, Jock	13	72	688	9.6	3	38	52.9	39	137	1252	9.1	10	41	32.1
ARNETT, Alric	13	43	586	13.6	3	46	45.1	26	78	1052	13.5	9	52	40.5
STARKS, Brad	12	29	405	14.0	2	58	33.8	21	46	573	12.5	3	58	27.3
DEVINE, Noel	13	22	177	8.0	1	20	13.6	38	64	452	7.1	1	34	11.9
LYONS, Wes	13	20	263	13.1	0	29	20.2	50	42	517	12.3	0	29	10.3
AUSTIN, Tavon	13	15	151	10.1	1	58	11.6	13	15	151	10.1	1	58	11.6
URBAN, Tyler	13	10	117	11.7	1	33	9.0	26	14	196	14.0	3	33	7.5
JOHNSON, Will	13	6	78	13.0	1	33	6.0	33	16	142	8.9	2	33	4.3
CLARKE, Ryan	12	2	15	7.5	0	9	1.2	12	2	15	7.5	0	9	1.2
RODGERS, Mark	13	1	4	4.0	0	4	0.3	26	2	1	0.5	0	4	0.0
Total	13	220	2484	11.3	12	58	191.1							
Opponents	13	224	2728	12.2	19	88	209.8							

Total Offense	g	plays	rush	pass	total	avg/g	g	plays	rush	pass	total	avg/g
BROWN, Jarrett	13	413	466	2144	2610	200.8	38	655	1138	2983	4121	108.4
DEVINE, Noel	13	241	1465	0	1465	112.7	38	520	3381	0	3381	89.0
SMITH, Geno	5	66	7	309	316	63.2	5	66	7	309	316	63.2
CLARKE, Ryan	12	60	250	0	250	20.8	12	60	250	0	250	20.8
SANDERS, Jock	13	35	175	0	175	13.5	39	99	530	0	530	13.6
AUSTIN, Tavon	13	6	47	0	47	3.6	13	6	47	0	47	3.6
STARKS, Brad	12	5	10	31	41	3.4	21	6	10	31	41	2.0
ALSTON, Shawne	5	6	18	0	18	3.6	5	6	18	0	18	3.6
RODGERS, Mark	13	7	9	0	9	0.7	26	22	89	0	89	3.4
WHITE, Coley	1	3	7	0	7	7.0	1	3	7	0	7	7.0
TEAM	13	13	-31	0	-31	-2.4	51	58	-161	0	-161	-3.2
Total	13	855	2423	2484	4907	377.5						
Opponents	13	865	1647	2728	4375	336.5						

**The Automated ScoreBook**  
**West Virginia Individual Season/Career Statistics (as of Jan 02, 2010)**  
**All games**

Scoring	SEASON						CAREER										
	td	fg	PAT			dxp	saf	pts	td	fg	PAT			dxp	saf	pts	
			kick	rush	rcv	pass					kick	rush	rcv	pass	dxp	saf	pts
DEVINE, Noel	14	-	-	-	-	-	-	-	84	24	-	-	-	-	-	-	144
BITANCURT, Tyler	-	13-15	41-42	-	-	-	-	-	80	-	13-15	41-42	-	-	-	-	80
CLARKE, Ryan	8	-	-	-	-	-	-	-	48	8	-	-	-	-	-	-	48
BROWN, Jarrett	6	-	-	-	-	-	-	-	36	13	-	-	-	-	1-1	-	78
SANDERS, Jock	4	-	-	-	-	-	-	-	24	15	-	-	-	-	-	-	90
AUSTIN, Tavon	3	-	-	-	-	-	-	-	18	3	-	-	-	-	-	-	18
ARNETT, Alric	3	-	-	-	-	-	-	-	18	9	-	-	-	-	-	-	54
STARKS, Brad	2	-	-	-	-	-	-	-	12	3	-	-	-	-	-	-	18
GLOVER, Sidney	1	-	-	-	-	-	-	-	6	1	-	-	-	-	-	-	6
JOHNSON, Will	1	-	-	-	-	-	-	-	6	2	-	-	-	-	-	-	12
URBAN, Tyler	1	-	-	-	-	-	-	-	6	3	-	-	-	-	-	-	18
MILLER, Julian	-	-	-	-	-	-	-	1	2	-	-	-	-	-	-	1	2
KASH, Jeremy	-	-	-	0-1	-	-	-	-	0	-	-	-	0-2	-	-	-	0
Total	43	13-15	41-42	0-1	-	-	-	1	340								
Opponents	30	24-35	28-29	1-1	-	-	-	-	282								

Punt Returns	no.	yds	avg	td	lg	no.	yds	avg	td	lg
SANDERS, Jock	17	146	8.6	0	35	23	195	8.5	0	35
HOGAN, Brandon	7	85	12.1	0	49	10	103	10.3	0	49
Total	24	231	9.6	0	49					
Opponents	28	245	8.8	0	38					

Kick Returns	no.	yds	avg	td	lg	no.	yds	avg	td	lg
RODGERS, Mark	27	619	22.9	0	51	49	1083	22.1	0	51
AUSTIN, Tavon	17	426	25.1	1	98	17	426	25.1	1	98
DEVINE, Noel	5	100	20.0	0	26	30	674	22.5	0	48
KOVATCH, Ricky	2	20	10.0	0	12	3	28	9.3	0	12
URBAN, Tyler	1	8	8.0	0	8	1	8	8.0	0	8
GOULBOURNE, Ovid	1	8	8.0	0	8	1	8	8.0	0	8
HOGAN, Brandon	1	0	0.0	0	0	2	21	10.5	0	21
SANDERS, Jock	1	28	28.0	0	28	10	216	21.6	0	32
Total	55	1209	22.0	1	98					
Opponents	57	1380	24.2	1	91					

Interceptions	no.	yds	avg	td	lg	no.	yds	avg	td	lg
SANDS, Robert	5	9	1.8	0	9	5	9	1.8	0	9
TANDY, Keith	3	7	2.3	0	6	3	7	2.3	0	6
GLOVER, Sidney	2	44	22.0	1	24	3	44	14.7	1	24
THOMAS, J.T.	2	29	14.5	0	19	2	29	14.5	0	19
HOGAN, Brandon	1	17	17.0	0	17	4	78	19.5	0	26
NEILD, Chris	1	1	1.0	0	1	1	1	1.0	0	1
RICHARDSON, Kent	1	54	54.0	0	46	1	54	54.0	0	46
GOULBOURNE, Ovid	1	13	13.0	0	13	1	13	13.0	0	13
TAYLOR, Josh	1	8	8.0	0	8	1	8	8.0	0	8
Total	17	235	13.8	1	53					
Opponents	10	84	8.4	1	22					

Fumble Returns	no.	yds	avg	td	lg	no.	yds	avg	td	lg
Total	0	0	0.0	0	0					
Opponents	1	18	18.0	0	18					



**The Automated ScoreBook**  
**West Virginia Individual Season/Career Statistics (as of Jan 02, 2010)**  
**All games**

All Purpose	SEASON								CAREER							
	g	rush	rcv	pr	kr	ir	total	avg/g	g	rush	rcv	pr	kr	ir	total	avg/g
DEVINE, Noel	13	1465	177	0	100	0	1742	134.0	38	3381	452	0	674	0	4507	118.6
SANDERS, Jock	13	175	688	146	28	0	1037	79.8	39	530	1252	195	216	0	2193	56.2
RODGERS, Mark	13	9	4	0	619	0	632	48.6	26	89	1	0	1083	0	1173	45.1
AUSTIN, Tavon	13	47	151	0	426	0	624	48.0	13	47	151	0	426	0	624	48.0
ARNETT, Alric	13	0	586	0	0	0	586	45.1	26	-4	1052	0	0	0	1048	40.3
BROWN, Jarrett	13	466	0	0	0	0	466	35.8	38	1138	-1	0	0	0	1137	29.9
STARCKS, Brad	12	10	405	0	0	0	415	34.6	21	10	573	0	0	0	583	27.8
CLARKE, Ryan	12	250	15	0	0	0	265	22.1	12	250	15	0	0	0	265	22.1
LYONS, Wes	13	0	263	0	0	0	263	20.2	50	0	517	0	0	0	517	10.3
URBAN, Tyler	13	0	117	0	8	0	125	9.6	26	0	196	0	8	0	204	7.8
HOGAN, Brando	13	0	0	85	0	17	102	7.8	35	0	67	103	21	78	269	7.7
JOHNSON, Will	13	0	78	0	0	0	78	6.0	33	0	142	0	0	0	142	4.3
RICHARDSON, K	13	0	0	0	0	54	54	4.2	13	0	0	0	0	54	54	4.2
LAZEAR, Pat	13	0	0	0	0	53	53	4.1	39	0	0	0	0	66	66	1.7
GLOVER, Sidney	12	0	0	0	0	44	44	3.7	35	0	0	0	0	44	44	1.3
THOMAS, J.T.	13	0	0	0	0	29	29	2.2	36	0	0	26	0	29	55	1.5
GOULBOURNE,	13	0	0	0	8	13	21	1.6	25	0	0	0	8	13	21	0.8
KOVATCH, Rick	13	0	0	0	20	0	20	1.5	25	0	19	0	28	0	47	1.9
ALSTON, Shawn	5	18	0	0	0	0	18	3.6	5	18	0	0	0	0	18	3.6
SANDS, Robert	13	0	0	0	0	9	9	0.7	26	0	0	0	0	9	9	0.3
TAYLOR, Josh	12	0	0	0	0	8	8	0.7	13	0	0	0	0	8	8	0.6
WHITE, Coley	1	7	0	0	0	0	7	7.0	1	7	0	0	0	0	7	7.0
SMITH, Geno	5	7	0	0	0	0	7	1.4	5	7	0	0	0	0	7	1.4
TANDY, Keith	13	0	0	0	0	7	7	0.5	19	0	0	0	0	7	7	0.4
NEILD, Chris	13	0	0	0	0	1	1	0.1	37	0	0	0	0	1	1	0.0
TEAM	13	-31	0	0	0	0	-31	-2.4	51	-161	0	0	0	0	-161	-3.2
Total	13	2423	2484	231	1209	235	6582	506.3								
Opponents	13	1647	2728	245	1380	84	6084	468.0								

Field Goals	att	good	long	blkd	att	good	long	blkd
BITANCURT, Tyler	15	13	45	0	15	13	45	0
Total	15	13	45	0				
Opponents	35	24	49	0				

Punting	no.	yds	avg	lg	blk	no.	yds	avg	lg	blk
KOZLOWSKI, Scott	64	2844	44.4	63	0	64	2844	44.4	63	0
Total	64	2844	44.4	63	0					
Opponents	66	2676	40.5	61	1					

Kickoffs	no.	yds	avg	tb	ob	no.	yds	avg	tb	ob
LIDER, Josh	48	2668	55.6	1	3	48	2668	55.6	1	3
BITANCURT, Tyler	19	1131	59.5	3	1	19	1131	59.5	3	1
Total	67	3799	56.7	4	4					
Opponents	67	4110	61.3	10	2					



**The Automated ScoreBook**  
**West Virginia Team Game-by-Game (as of Jan 02, 2010)**  
**All games**

**TEAM STATISTICS**

Date	Opponent	Rushing				Receiving				Passing				Kick Returns				Punt Returns				tot off
		no.	yds	td	lg	no.	yds	td	lg	cmp-att-int	yds	td	lg	no.	yds	td	lg	no.	yds	td	lg	
Sep 05	LIBERTY	34	195	3	24	19	243	0	38	19-26-0	243	0	38	5	93	0	36	2	11	0	10	438
Sep 12	ECU	37	175	1	31	24	334	4	58	24-31-1	334	4	58	4	76	0	25	4	55	0	35	509
Sep 19	at Auburn	39	207	3	71	24	302	1	58	24-41-5	302	1	58	6	164	0	44	1	0	0	0	509
Oct. 1	COLORADO	42	257	3	77	12	148	2	48	12-19-0	148	2	48	4	67	0	19	1	12	0	12	405
Oct 10	at Syracuse	40	127	4	15	25	258	1	33	25-34-0	258	1	33	3	51	0	17	3	68	0	49	385
Oct 17	MARSHALL	31	147	2	30	16	166	1	33	16-23-0	166	1	33	2	67	0	43	2	14	0	16	313
Oct 24	CONNECTICUT	40	234	2	62	16	153	1	31	16-27-1	153	1	31	3	135	1	98	0	0	0	0	387
Oct 30	at USF	35	118	2	19	19	205	0	32	19-32-1	205	0	32	6	144	0	31	0	0	0	0	323
Nov 07	LOUISVILLE	39	173	1	24	10	100	1	29	10-18-1	100	1	29	3	56	0	27	4	18	0	8	273
Nov 13	at Cincinnati	46	202	2	37	17	188	1	24	17-25-0	188	1	24	3	43	0	21	0	0	0	0	390
Nov 27	PITT	43	205	1	88	19	164	0	35	19-32-0	164	0	35	4	92	0	29	2	6	0	6	369
Dec 05	at RUTGERS	45	162	2	36	10	116	0	30	10-20-0	116	0	30	5	75	0	26	5	47	0	18	278
Jan 1	vs Florida State	37	221	3	70	9	107	0	19	9-19-1	107	0	19	7	146	0	51	0	0	0	0	328
Opponents		508	2423	29	88	220	2484	12	58	220-347-10	2484	12	58	55	1209	1	98	24	231	0	49	4907
		442	1647	9	53	224	2728	19	88	224-423-17	2728	19	88	57	1380	1	91	28	245	0	38	4375

Games played: 13  
 Avg per rush: 4.8  
 Avg per catch: 11.3  
 Pass efficiency: 129.18  
 Kick ret avg: 22.0  
 Punt ret avg: 9.6  
 All purpose avg/game: 506.3  
 Total offense avg/gm: 377.5

Date	Opponent	Tackles				Sacks no-yds	Fumble		Pass Defense			Blkd kick	PAT Attempts				saf	pts	
		ua	a	total	tfl-yds		ff	fr-yds	int-yds	qbh	brup		kick	rush	rcv				
Sep 05	LIBERTY	31	38	69	8.0-20	3.0-10	0	0-0	1-0	0	3	0	3-3	0	0	0	0	0	33
Sep 12	ECU	27	42	69	5.0-29	4.0-27	0	0-0	1-1	0	8	0	5-5	0	0	0	0	35	
Sep 19	at Auburn	47	22	69	8.0-31	2.0-9	0	0-0	1-13	9	4	0	3-4	0	0	0	0	30	
Oct. 1	COLORADO	35	44	79	5.0-23	2.0-19	0	0-0	3-30	0	7	0	5-5	0	0	0	0	35	
Oct 10	at Syracuse	29	12	41	3.0-10	2.0-9	1	1-0	1-61	0	1	0	4-4	0	0	0	0	34	
Oct 17	MARSHALL	36	28	64	7.0-43	1.0-14	2	2-0	2-17	0	7	0	3-3	0	0	0	0	24	
Oct 24	CONNECTICUT	46	40	86	4.0-17	2.0-12	2	1-0	3-55	0	3	0	4-4	0	0	0	0	28	
Oct 30	at USF	35	36	71	8.0-20	3.0-13	1	0-0	0-0	2	5	0	2-2	0	0	1	19		
Nov 07	LOUISVILLE	44	28	72	10.0-45	5.0-30	1	1-0	0-0	0	3	0	2-2	0	0	0	17		
Nov 13	at Cincinnati	32	28	60	4.0-11	0.0-0	1	1-0	1-9	0	1	0	3-3	0	0	0	21		
Nov 27	PITT	39	24	63	3.0-14	1.0-10	0	0-0	2-6	0	6	0	1-1	0	0	0	19		
Dec 05	at RUTGERS	27	32	59	9.0-48	4.0-32	0	0-0	2-43	1	5	1	3-3	0	0	0	24		
Jan 1	vs Florida State	49	24	73	7.0-16	0.0-0	0	0-0	0-0	0	2	0	3-3	0	0	0	21		
Opponents		477	398	875	81.0-327	29.0-185	8	6-0	17-235	12	55	1	41-42	0	0	1	340		
		525	362	887	85.0-352	23.0-205	12	15-18	10-84	14	24	0	28-29	1	0	0	282		

Date	Opponent	Punting							Field Goals			Kickoffs						
		no.	yds	avg	long	blkd	tb	fc	50+	i20	md-att	long	blkd	no.	yds	avg	tb	ob
Sep 05	LIBERTY	2	95	47.5	55	0	1	0	1	1	4-4	45	0	8	442	55.2	0	1
Sep 12	ECU	4	193	48.2	63	0	0	1	1	1	0-0	0	0	6	330	55.0	0	0
Sep 19	at Auburn	2	99	49.5	52	0	0	0	1	0	1-1	28	0	6	356	59.3	0	0
Oct. 1	COLORADO	4	192	48.0	56	0	0	0	2	1	0-0	0	0	6	345	57.5	0	0
Oct 10	at Syracuse	5	215	43.0	51	0	0	3	2	1	0-0	0	0	6	379	63.2	0	0
Oct 17	MARSHALL	6	271	45.2	53	0	2	0	2	2	1-1	32	0	5	284	56.8	1	0
Oct 24	CONNECTICUT	6	251	41.8	54	0	0	2	1	2	0-1	0	0	5	283	56.6	0	0
Oct 30	at USF	5	215	43.0	53	0	2	0	1	1	1-1	33	0	4	233	58.2	1	1
Nov 07	LOUISVILLE	7	333	47.6	55	0	1	1	2	1	1-1	42	0	4	265	66.2	2	1
Nov 13	at Cincinnati	6	272	45.3	53	0	0	1	1	2	0-0	0	0	3	175	58.3	0	0
Nov 27	PITT	5	216	43.2	52	0	0	0	1	1	4-4	43	0	5	293	58.6	0	0
Dec 05	at RUTGERS	9	381	42.3	62	0	1	4	2	4	1-1	41	0	5	210	42.0	0	1
Jan 1	vs Florida State	3	111	37.0	47	0	0	0	0	0	0-1	0	0	4	204	51.0	0	0
Opponents		64	2844	44.4	63	0	7	12	17	17	13-15	45	0	67	3799	56.7	4	4
		66	2676	40.5	61	1	7	15	11	15	24-35	49	0	67	4110	61.3	10	2



**The Automated ScoreBook**  
**West Virginia Opponent Game-by-Game (as of Jan 02, 2010)**  
**All games**

**OPPONENT STATISTICS**

Date	Opponent	Rushing				Receiving				Passing				Kick Returns				Punt Returns				tot off
		no.	yds	td	lg	no.	yds	td	lg	cmp-att-int	yds	td	lg	no.	yds	td	lg	no.	yds	td	lg	
Sep 05	LIBERTY	26	89	1	17	22	210	1	33	22-33-1	210	1	33	7	161	0	45	0	0	0	0	299
Sep 12	ECU	27	62	1	11	16	175	1	27	16-40-1	175	1	27	5	108	0	30	2	52	0	38	237
Sep 19	at Auburn	41	100	0	16	17	300	4	82	17-33-1	300	4	82	6	102	0	21	2	24	0	17	400
Oct. 1	COLORADO	30	100	1	36	27	292	2	29	27-54-3	292	2	29	6	153	0	43	4	12	0	7	392
Oct 10	at Syracuse	24	72	0	10	12	150	2	50	12-25-1	150	2	50	6	165	0	44	1	6	0	6	222
Oct 17	MARSHALL	34	58	1	12	17	149	0	28	17-35-2	149	0	28	4	47	0	29	2	17	0	18	207
Oct 24	CONNECTICUT	37	123	1	20	25	378	2	88	25-41-3	378	2	88	5	136	0	38	4	25	0	12	501
Oct 30	at USF	40	189	0	28	13	232	3	69	13-26-0	232	3	69	2	28	0	14	2	13	0	13	421
Nov 07	LOUISVILLE	43	201	0	53	14	100	0	21	14-26-0	100	0	21	1	33	0	33	3	22	0	12	301
Nov 13	at Cincinnati	30	216	1	52	19	221	2	27	19-28-1	221	2	27	3	98	0	48	2	22	0	14	437
Nov 27	PITT	29	146	0	30	16	179	1	50	16-30-2	179	1	50	5	144	0	42	3	9	0	7	325
Dec 05	at RUTGERS	35	65	0	13	9	153	1	62	9-28-2	153	1	62	3	104	1	91	1	6	0	6	218
Jan 1	vs Florida State	46	226	3	20	17	189	0	29	17-24-0	189	0	29	4	101	0	69	2	37	0	20	415
West Virginia		442	1647	9	53	224	2728	19	88	224-423-17	2728	19	88	57	1380	1	91	28	245	0	38	4375
		508	2423	29	88	220	2484	12	58	220-347-10	2484	12	58	55	1209	1	98	24	231	0	49	4907

Games played: 13  
 Avg per rush: 3.7  
 Avg per catch: 12.2  
 Pass efficiency: 113.91  
 Kick ret avg: 24.2  
 Punt ret avg: 8.8  
 All purpose avg/game: 468.0  
 Total offense avg/gm: 336.5

Date	Opponent	Tackles				Sacks no-yds	Fumble		Pass Defense			Blkd kick	PAT Attempts				pts		
		ua	a	total	tfl-yds		ff	fr-yds	int-yds	qbh	brup		kick	rush	rcv	saf			
Sep 05	LIBERTY	37	24	61	2.0-5	0.0-0	0	0-0	0-0	0	1	0	2-2	0	0	0	0	0	20
Sep 12	ECU	36	40	76	5.0-7	0.0-0	1	3-0	1-0	0	0	0	2-2	0	0	0	0	0	20
Sep 19	at Auburn	51	22	73	5.0-31	3.0-18	1	1-0	5-59	8	3	0	5-5	0	0	0	0	41	
Oct. 1	COLORADO	38	28	66	8.0-55	3.0-43	3	4-0	0-0	0	2	0	3-3	0	0	0	0	24	
Oct 10	at Syracuse	58	14	72	7.0-29	2.0-20	3	1-0	0-0	0	2	0	1-2	0	0	0	0	13	
Oct 17	MARSHALL	34	28	62	8.0-27	1.0-8	2	2-18	0-0	0	2	0	1-1	0	0	0	0	7	
Oct 24	CONNECTICUT	40	24	64	4.0-13	1.0-7	1	1-0	1-22	0	2	0	3-3	0	0	0	0	24	
Oct 30	at USF	32	38	70	7.0-23	1.0-5	0	0-0	1-3	1	4	0	3-3	0	0	0	0	30	
Nov 07	LOUISVILLE	40	18	58	4.0-13	1.0-9	0	1-0	1-0	0	0	0	0-0	0	0	0	0	9	
Nov 13	at Cincinnati	39	38	77	8.0-28	2.0-20	1	0-0	0-0	4	2	0	3-3	0	0	0	0	24	
Nov 27	PITT	52	30	82	8.0-29	2.0-19	0	0-0	0-0	0	1	0	1-1	0	0	0	0	16	
Dec 05	at RUTGERS	36	46	82	11.0-44	3.0-18	0	2-0	0-0	0	3	0	1-1	1	0	0	0	21	
Jan 1	vs Florida State	32	12	44	8.0-48	5.0-38	0	0-0	1-0	1	2	0	3-3	0	0	0	0	33	
West Virginia		525	362	887	85.0-352	23.0-205	12	15-18	10-84	14	24	0	28-29	1	0	0	0	282	
		477	398	875	81.0-327	29.0-185	8	6-0	17-235	12	55	1	41-42	0	0	0	1	340	

Date	Opponent	Punting							Field Goals			Kickoffs						
		no.	yds	avg	long	blkd	tb	fc	50+	i20	md-att	long	blkd	no.	yds	avg	tb	ob
Sep 05	LIBERTY	4	149	37.2	42	0	1	0	0	1	2-2	49	0	5	255	51.0	0	0
Sep 12	ECU	7	333	47.6	53	0	0	1	3	2	2-3	37	0	5	333	66.6	1	0
Sep 19	at Auburn	5	220	44.0	50	0	1	2	1	1	2-2	46	0	8	511	63.9	1	1
Oct. 1	COLORADO	3	93	31.0	36	0	0	1	0	0	1-4	39	0	4	236	59.0	0	0
Oct 10	at Syracuse	9	381	42.3	50	0	1	3	1	4	0-0	0	0	3	196	65.3	0	0
Oct 17	MARSHALL	6	234	39.0	48	0	0	3	0	0	0-0	0	0	2	127	63.5	0	0
Oct 24	CONNECTICUT	4	172	43.0	61	0	1	2	1	2	1-3	38	0	5	324	64.8	2	0
Oct 30	at USF	3	118	39.3	43	0	0	2	0	0	3-3	44	0	8	477	59.6	2	0
Nov 07	LOUISVILLE	8	282	35.2	55	0	0	0	2	3	3-3	44	0	4	235	58.8	1	0
Nov 13	at Cincinnati	3	144	48.0	54	0	2	1	1	1	1-2	38	0	5	331	66.2	2	0
Nov 27	PITT	3	136	45.3	50	0	0	0	1	0	3-5	37	0	5	330	66.0	0	1
Dec 05	at RUTGERS	9	339	37.7	58	1	1	0	1	0	2-3	38	0	5	300	60.0	0	0
Jan 1	vs Florida State	2	75	37.5	38	0	0	0	0	1	4-5	42	0	8	455	56.9	1	0
West Virginia		66	2676	40.5	61	1	7	15	11	15	24-35	49	0	67	4110	61.3	10	2
		64	2844	44.4	63	0	7	12	17	17	13-15	45	0	67	3799	56.7	4	4

**The Automated ScoreBook**  
**West Virginia Red-Zone Results (as of Jan 02, 2010)**  
**All games**

**West Virginia Inside Opponent Red-Zone**

Date	Opponent	Score	Times In RZ	Times Scored	Total Pts	Rush TDs	Pass TDs	FGs Made	Failed to score inside RZ						
									FGA	Down	Int	Fumb	Half	Game	
Sep 05, 2009	LIBERTY	W 33-20	5	5	23	2	2	0	3	0	0	0	0	0	0
Sep 12, 2009	ECU	W 35-20	5	3	21	3	1	2	0	0	0	0	1	1	0
Sep 19, 2009	at Auburn	L 30-41	5	4	23	3	2	1	1	0	0	1	0	0	0
Oct. 1, 2009	COLORADO	W 35-24	3	3	21	3	2	1	0	0	0	0	0	0	0
Oct 10, 2009	at Syracuse	W 34-13	5	5	34	5	4	1	0	0	0	0	0	0	0
Oct 17, 2009	MARSHALL	W 24-7	3	3	17	2	2	0	1	0	0	0	0	0	0
Oct 24, 2009	CONNECTICUT	W 28-24	2	2	14	2	1	1	0	0	0	0	0	0	0
Oct 30, 2009	at USF	L 19-30	3	3	17	2	2	0	1	0	0	0	0	0	0
Nov 07, 2009	LOUISVILLE	W 17-9	3	2	14	2	1	1	0	0	0	1	0	0	0
Nov 13, 2009	at Cincinnati	L 21-24	2	2	14	2	1	1	0	0	0	0	0	0	0
Nov 27, 2009	PITT	W 19-16	2	1	3	0	0	0	1	0	1	0	0	0	0
Dec 05, 2009	at RUTGERS	W 24-21	2	2	14	2	2	0	0	0	0	0	0	0	0
Jan 1, 2010	vs Florida State	L 21-33	3	2	14	2	2	0	0	1	0	0	0	0	0
Totals			43	37	229	30	22	8	7	1	1	2	1	1	0
37 of 43 (86.0%)															

**Opponents Inside West Virginia Red-Zone**

Date	Opponent	Score	Times In RZ	Times Scored	Total Pts	Rush TDs	Pass TDs	FGs Made	Failed to score inside RZ						
									FGA	Down	Int	Fumb	Half	Game	
Sep 05, 2009	LIBERTY	W 33-20	2	2	10	1	1	0	1	0	0	0	0	0	0
Sep 12, 2009	ECU	W 35-20	4	3	17	2	1	1	1	1	0	0	0	0	0
Sep 19, 2009	at Auburn	L 30-41	3	3	21	3	0	3	0	0	0	0	0	0	0
Oct. 1, 2009	COLORADO	W 35-24	0	0	0	0	0	0	0	0	0	0	0	0	0
Oct 10, 2009	at Syracuse	W 34-13	0	0	0	0	0	0	0	0	0	0	0	0	0
Oct 17, 2009	MARSHALL	W 24-7	3	1	7	1	1	0	0	0	0	0	2	0	0
Oct 24, 2009	CONNECTICUT	W 28-24	4	3	17	2	1	1	1	1	0	0	0	0	0
Oct 30, 2009	at USF	L 19-30	4	4	20	2	0	2	2	0	0	0	0	0	0
Nov 07, 2009	LOUISVILLE	W 17-9	1	1	3	0	0	0	1	0	0	0	0	0	0
Nov 13, 2009	at Cincinnati	L 21-24	5	4	24	3	1	2	1	1	0	0	0	0	0
Nov 27, 2009	PITT	W 19-16	3	3	9	0	0	0	3	0	0	0	0	0	0
Dec 05, 2009	at RUTGERS	W 24-21	1	1	3	0	0	0	1	0	0	0	0	0	0
Jan 1, 2010	vs Florida State	L 21-33	7	6	30	3	3	0	3	1	0	0	0	0	0
Totals			37	31	161	17	8	9	14	4	0	0	2	0	0
31 of 37 (83.8%)															

**The Automated ScoreBook**  
**West Virginia By-Quarter Statistics (as of Jan 02, 2010)**  
**All games**

**3rd-Down Conversions**

Date	Opponent	Score	Overall	1st Qtr	2nd Qtr	3rd Qtr	4th Qtr	Overtime
Sep 05, 2009	LIBERTY	W 33-20	6-12 50.0	1-2 50.0	2-4 50.0	3-5 60.0	0-1 0.0	
Sep 12, 2009	ECU	W 35-20	7-13 53.8	2-4 50.0	1-1 100.0	2-3 66.7	2-5 40.0	
Sep 19, 2009	at Auburn	L 30-41	10-15 66.7	2-2 100.0	2-4 50.0	3-4 75.0	3-5 60.0	
Oct. 1, 2009	COLORADO	W 35-24	4-9 44.4	1-2 50.0	1-2 50.0	1-3 33.3	1-2 50.0	
Oct 10, 2009	at Syracuse	W 34-13	5-14 35.7	1-2 50.0	1-3 33.3	1-5 20.0	2-4 50.0	
Oct 17, 2009	MARSHALL	W 24-7	3-13 23.1	0-2 0.0	0-4 0.0	0-2 0.0	3-5 60.0	
Oct 24, 2009	CONNECTICUT	W 28-24	8-16 50.0	2-5 40.0	3-5 60.0	1-3 33.3	2-3 66.7	
Oct 30, 2009	at USF	L 19-30	7-14 50.0	2-4 50.0	1-3 33.3	1-2 50.0	3-5 60.0	
Nov 07, 2009	LOUISVILLE	W 17-9	3-11 27.3	2-4 50.0	1-3 33.3	0-2 0.0	0-2 0.0	
Nov 13, 2009	at Cincinnati	L 21-24	5-12 41.7	1-3 33.3	2-4 50.0	1-3 33.3	1-2 50.0	
Nov 27, 2009	PITT	W 19-16	9-19 47.4	2-4 50.0	4-7 57.1	2-4 50.0	1-4 25.0	
Dec 05, 2009	at RUTGERS	W 24-21	2-14 14.3	1-2 50.0	0-5 0.0	0-2 0.0	1-5 20.0	
Jan 1, 2010	vs Florida State	L 21-33	4-11 36.4	1-2 50.0	0-1 0.0	3-5 60.0	0-3 0.0	
West Virginia			73-173 42.2	18-38 47.4	18-46 39.1	18-43 41.9	19-46 41.3	0-0 0.0
Opponents			63-195 32.3	17-43 39.5	19-56 33.9	9-43 20.9	18-53 34.0	0-0 0.0

**4th-Down Conversions**

Date	Opponent	Score	Overall	1st Qtr	2nd Qtr	3rd Qtr	4th Qtr	Overtime
Sep 05, 2009	LIBERTY	W 33-20	0-0 0.0	0-0 0.0	0-0 0.0	0-0 0.0	0-0 0.0	
Sep 12, 2009	ECU	W 35-20	0-0 0.0	0-0 0.0	0-0 0.0	0-0 0.0	0-0 0.0	
Sep 19, 2009	at Auburn	L 30-41	0-1 0.0	0-0 0.0	0-0 0.0	0-0 0.0	0-1 0.0	
Oct. 1, 2009	COLORADO	W 35-24	0-0 0.0	0-0 0.0	0-0 0.0	0-0 0.0	0-0 0.0	
Oct 10, 2009	at Syracuse	W 34-13	0-1 0.0	0-0 0.0	0-0 0.0	0-0 0.0	0-1 0.0	
Oct 17, 2009	MARSHALL	W 24-7	1-2 50.0	0-0 0.0	0-0 0.0	1-1 100.0	0-1 0.0	
Oct 24, 2009	CONNECTICUT	W 28-24	0-0 0.0	0-0 0.0	0-0 0.0	0-0 0.0	0-0 0.0	
Oct 30, 2009	at USF	L 19-30	0-1 0.0	0-0 0.0	0-0 0.0	0-0 0.0	0-1 0.0	
Nov 07, 2009	LOUISVILLE	W 17-9	0-0 0.0	0-0 0.0	0-0 0.0	0-0 0.0	0-0 0.0	
Nov 13, 2009	at Cincinnati	L 21-24	0-1 0.0	0-0 0.0	0-0 0.0	0-0 0.0	0-1 0.0	
Nov 27, 2009	PITT	W 19-16	1-3 33.3	0-0 0.0	0-2 0.0	0-0 0.0	1-1 100.0	
Dec 05, 2009	at RUTGERS	W 24-21	0-1 0.0	0-0 0.0	0-1 0.0	0-0 0.0	0-0 0.0	
Jan 1, 2010	vs Florida State	L 21-33	1-2 50.0	0-0 0.0	0-0 0.0	0-0 0.0	1-2 50.0	
West Virginia			3-12 25.0	0-0 0.0	0-3 0.0	1-1 100.0	2-8 25.0	0-0 0.0
Opponents			7-16 43.8	1-1 100.0	2-3 66.7	2-2 100.0	2-10 20.0	0-0 0.0

**Time of Possession**

Date	Opponent	Score	Overall	1st Qtr	2nd Qtr	3rd Qtr	4th Qtr	Overtime
Sep 05, 2009	LIBERTY	W 33-20	29:22	8:14	8:55	9:21	2:52	
Sep 12, 2009	ECU	W 35-20	32:50	8:53	5:16	7:13	11:28	
Sep 19, 2009	at Auburn	L 30-41	32:45	7:58	8:15	10:03	6:29	
Oct. 1, 2009	COLORADO	W 35-24	27:16	5:23	5:53	6:57	9:03	
Oct 10, 2009	at Syracuse	W 34-13	39:02	9:20	8:39	10:50	10:13	
Oct 17, 2009	MARSHALL	W 24-7	27:59	4:16	6:23	5:51	11:29	
Oct 24, 2009	CONNECTICUT	W 28-24	28:44	7:53	7:13	6:56	6:42	
Oct 30, 2009	at USF	L 19-30	31:12	10:33	6:07	7:17	7:15	
Nov 07, 2009	LOUISVILLE	W 17-9	27:06	9:40	6:52	5:31	5:03	
Nov 13, 2009	at Cincinnati	L 21-24	34:23	9:35	8:49	8:30	7:29	
Nov 27, 2009	PITT	W 19-16	30:13	8:58	7:43	5:51	7:41	
Dec 05, 2009	at RUTGERS	W 24-21	29:35	7:50	6:51	3:40	11:14	
Jan 1, 2010	vs Florida State	L 21-33	22:53	6:48	4:40	7:43	3:42	
West Virginia			Total 393:20	105:21	91:36	95:43	100:40	0:00
			Avg. 30:15	8:06	7:02	7:21	7:44	0:00
Opponents			Total 386:40	89:39	103:24	99:17	94:20	0:00
			Avg. 29:44	6:53	7:57	7:38	7:15	0:00



**The Automated ScoreBook**  
**West Virginia Games Played (as of Jan 02, 2010)**  
**All games**

##	PLAYER	GP-GS	LIBERTY	ECU	AU	CU	SYR	MARSHA	UCONN	USF	LOU	CIN	PITT	RUTGER	FS
20	ALLEN, Franchot	12/5	START	START	XXX	XXX	XXX	XXX	XXX	START	START	XXX	...	XXX	START
35	ALSTON, Shawne	5/-	XXX	XXX	XXX	...	XXX	XXX	...	...	...	...	...	...	...
33	ANDERSON, Max	11/-	...	...	XXX	XXX	XXX	XXX	XXX	XXX	XXX	XXX	XXX	XXX	XXX
82	ARNETT, Alric	13/13	START	START	START	START	START	START	START	START	START	START	START	START	START
1	AUSTIN, Tavon	13/4	XXX	START	START	XXX	XXX	XXX	XXX	XXX	START	XXX	START	XXX	XXX
64	BARCLAY, Don	13/13	START	START	START	START	START	START	START	START	START	START	START	START	START
60	BASSLER, John	4/-	...	XXX	...	XXX	XXX	XXX	...	...	...	...	...	...	...
93	BERRY, Scooter	8/5	START	START	...	...	XXX	XXX	...	...	XXX	START	START	START	...
40	BITANCURT, T.	13/-	XXX	XXX	XXX	XXX	XXX	XXX	XXX	XXX	XXX	XXX	XXX	XXX	XXX
63	BRAUN, Jeff	11/-	XXX	XXX	XXX	XXX	XXX	XXX	XXX	XXX	...	XXX	XXX	XXX	...
83	BROOKS, Payton	1/-	XXX	...	...	...	...	...	...	...	...	...	...	...	...
16	BROWN, Jarrett	13/13	START	START	START	START	START	START	START	START	START	START	START	START	START
66	CAPERS, Selvish	13/13	START	START	START	START	START	START	START	START	START	START	START	START	START
32	CLARKE, Ryan	12/1	XXX	XXX	XXX	XXX	XXX	...	XXX	START	XXX	XXX	XXX	XXX	XXX
26	CONNOLLY, C.	7/-	XXX	XXX	...	...	XXX	XXX	XXX	XXX	...	...	...	...	XXX
57	COOPER, Zac	13/-	XXX	XXX	XXX	XXX	XXX	XXX	XXX	XXX	XXX	XXX	XXX	XXX	XXX
3	DAVIS, Eddie	13/-	XXX	XXX	XXX	XXX	XXX	XXX	XXX	XXX	XXX	XXX	XXX	XXX	XXX
10	DERVIL, Guesly	11/-	XXX	XXX	XXX	XXX	XXX	XXX	...	...	XXX	XXX	XXX	XXX	XXX
7	DEVINE, Noel	13/10	START	XXX	XXX	START	START	XXX	START	START	START	START	START	START	START
58	FLYNT, Zach	1/-	XXX	...	...	...	...	...	...	...	...	...	...	...	...
92	FORD, Larry	8/1	XXX	XXX	XXX	XXX	XXX	...	XXX	...	START	XXX	...	...	...
1D	GARVIN, Terence	10/-	XXX	...	XXX	XXX	XXX	XXX	XXX	XXX	...	XXX	XXX	...	XXX
11	GLOVER, Sidney	12/10	...	XXX	START	START	START	START	START	START	XXX	START	START	START	START
52	GOODE, Najee	13/1	XXX	XXX	START	XXX	XXX	XXX	XXX	XXX	XXX	XXX	XXX	XXX	XXX
49	GOULBOURNE, O.	13/-	XXX	XXX	XXX	XXX	XXX	XXX	XXX	XXX	XXX	XXX	XXX	XXX	XXX
29	HALE, Trippe	11/-	...	...	XXX	XXX	XXX	XXX	XXX	XXX	XXX	XXX	XXX	XXX	XXX
22	HOGAN, Brandon	13/13	START	START	START	START	START	START	START	START	START	START	START	START	START
77	JENKINS, Josh	13/13	START	START	START	START	START	START	START	START	START	START	START	START	START
61	JOBE, Eric	13/12	START	START	START	START	START	START	START	START	START	START	START	START	XXX
6	JOHNSON, Will	13/2	XXX	XXX	XXX	XXX	XXX	XXX	XXX	XXX	XXX	START	XXX	XXX	START
48	KASH, Jeremy	13/-	XXX	XXX	XXX	XXX	XXX	XXX	XXX	XXX	XXX	XXX	XXX	XXX	XXX
41	KOVATCH, Ricky	13/-	XXX	XXX	XXX	XXX	XXX	XXX	XXX	XXX	XXX	XXX	XXX	XXX	XXX
37	KOZLOWSKI, S.	13/-	XXX	XXX	XXX	XXX	XXX	XXX	XXX	XXX	XXX	XXX	XXX	XXX	XXX
91	LAGEMAN, J.B.	1/-	...	...	...	...	XXX	...	...	...	...	...	...	...	...
31	LAZEAR, Pat	13/13	START	START	START	START	START	START	START	START	START	START	START	START	START
45	LEONARD, A.	9/1	...	...	XXX	XXX	XXX	XXX	XXX	START	XXX	XXX	...	...	XXX
46	LIDER, Josh	11/-	XXX	XXX	XXX	XXX	XXX	XXX	XXX	XXX	...	XXX	...	XXX	XXX
38	LINDAMOOD, Matt	12/-	XXX	XXX	XXX	XXX	XXX	XXX	XXX	...	XXX	XXX	XXX	XXX	XXX
4	LYONS, Wes	13/10	START	START	START	START	XXX	START	XXX	START	START	XXX	START	START	START
74	MADSEN, Joe	13/13	START	START	START	START	START	START	START	START	START	START	START	START	START
42	MILES, Donovan	2/-	XXX	...	...	...	XXX	...	...	...	...	...	...	...	...
97	MILLER, Julian	13/13	START	START	START	START	START	START	START	START	START	START	START	START	START
1A	MILLER, Pat	9/-	XXX	...	XXX	XXX	XXX	XXX	XXX	XXX	XXX	...	XXX	...	...
80	NEHLEN, Ryan	1/-	...	...	...	...	...	XXX	...	...	...	...	...	...	...
90	NEILD, Chris	13/13	START	START	START	START	START	START	START	START	START	START	START	START	START
87	NUTTER, Cody	13/-	XXX	XXX	XXX	XXX	XXX	XXX	XXX	XXX	XXX	XXX	XXX	XXX	XXX
68	PARDEE, Levi	3/-	...	XXX	XXX	...	...	...	XXX	...	...	...	...	...	...

The Automated ScoreBook  
West Virginia Games Played (as of Jan 02, 2010)  
All games

##	PLAYER	GP-GS	LIBERTY	ECU	AU	CU	SYR	MARSHA	UCONN	USF	LOU	CIN	PITT	RUTGER	FS
17	RICHARDSON, Kent	13/-	XXX	XXX	XXX	XXX	XXX	XXX	XXX	XXX	XXX	XXX	XXX	XXX	XXX
28	ROBERTS, Jordan	13/-	XXX	XXX	XXX	XXX	XXX	XXX	XXX	XXX	XXX	XXX	XXX	XXX	XXX
23	RODGERS, Mark	13/-	XXX	XXX	XXX	XXX	XXX	XXX	XXX	XXX	XXX	XXX	XXX	XXX	XXX
9	SANDERS, Jock	13/11	START	START	START	START	START	START	START	XXX	START	XXX	START	START	START
2	SANDS, Robert	13/9	XXX	XXX	XXX	XXX	START	START	START	START	START	START	START	START	START
24	SMITH, Eain	12/4	START	START	START	START	XXX	XXX	XXX	XXX	XXX	XXX	XXX	XXX	...
2B	SMITH, Geno	5/-	...	...	XXX	...	XXX	XXX	...	...	XXX	...	...	...	XXX
2C	SMITH, Lawrence	3/-	XXX	XXX	XXX	...	...	...	...	...	...	...	...	...	...
65	SNODGRASS, Chad	4/-	...	XXX	...	XXX	XXX	XXX	...	...	...	...	...	...	...
12	SOWERS, Nate	12/11	START	START	START	START	START	START	START	XXX	START	START	START	START	...
14	STARKS, Brad	12/8	START	START	START	XXX	START	START	START	XXX	XXX	START	XXX	...	START
27	STUART, Courtney	2/-	XXX	XXX	...	...	...	...	...	...	...	...	...	...	...
8	TANDY, Keith	13/13	START	START	START	START	START	START	START	START	START	START	START	START	START
94	TAYLOR, Josh	12/7	XXX	XXX	START	START	START	START	START	START	...	XXX	XXX	XXX	START
30	THOMAS, J.T.	13/13	START	START	START	START	START	START	START	START	START	START	START	START	START
59	TIMMERMAN, Matt	12/-	XXX	XXX	...	XXX	XXX	XXX	XXX	XXX	XXX	XXX	XXX	XXX	XXX
89	URBAN, Tyler	13/7	XXX	XXX	XXX	START	START	START	START	START	XXX	START	XXX	START	XXX
67	WALKO, Jon	4/-	...	XXX	...	XXX	XXX	XXX	...	...	...	...	...	...	...
15	WHITE, Coley	1/-	...	...	...	...	...	XXX	...	...	...	...	...	...	...
47	WILLIAMS, Reed	12/11	START	START	...	START	START	START	START	XXX	START	START	START	START	START
13	WOOD, Anthony	13/-	XXX	XXX	XXX	XXX	XXX	XXX	XXX	XXX	XXX	XXX	XXX	XXX	XXX
81	WOODS, J.D.	4/-	...	XXX	...	...	XXX	XXX	...	...	...	...	...	XXX	...
99	WRIGHT, Jorge	9/-	XXX	XXX	XXX	XXX	XXX	...	XXX	XXX	XXX	...	...	...	XXX

**The Automated ScoreBook**  
**West Virginia Rushing/Receiving Game-by-Game (as of Jan 02, 2010)**  
**All games**

RUSHING	No-Yds/TD	LIBERTY	ECU	AU	CU	SYR	MARSHA	UCONN	USF	LOU	CIN	PITT	RUTGER	FS
DEVINE, Noel	241-1465/13	17-112/1	19-80/1	15-128/3	22-220/1	22-91/1	19-103/2	23-178/1	17-42/0	13-56/0	25-88/0	17-134/1	16-65/1	16-168/1
BROWN, Jarrett	117-466/6	9-69/1	10-73/0	19-66/0	8--7/0	3--7/0	1-15/0	10-41/1	11-39/2	8-43/0	8-34/1	13-21/0	11-36/0	6-43/1
CLARKE, Ryan	60-250/8	2-5/1	3-10/0	2-10/0	5-22/2	7-14/2	DNP	4-16/0	4-11/0	1-3/0	5-60/1	10-29/0	14-58/1	3-12/1
SANDERS, Jock	35-175/1	2-13/0	2-14/0	2-5/0	3-21/0	1-9/1	1-3/0	-	1-5/0	12-66/0	7-14/0	1-8/0	2-10/0	1-7/0
AUSTIN, Tavon	6-47/1	1-4/0	-	-	1-4/0	-	-	1-5/0	1-19/0	1-9/1	1-6/0	-	-	-
ALSTON, Shawne	6-18/0	-	-	-	DNP	6-18/0	-	DNP	DNP	DNP	DNP	DNP	DNP	DNP
STARKS, Brad	4-10/0	-	1-2/0	-	1--5/0	-	-	-	-	-	-	2-13/0	DNP	-
RODGERS, Mark	7-9/0	1--3/0	-	-	1-4/0	1-2/0	1-2/0	-	1-2/0	2-2/0	-	-	-	-
SMITH, Geno	17-7/0	DNP	DNP	1--2/0	DNP	-	6-17/0	DNP	DNP	-	DNP	DNP	DNP	10--8/0
WHITE, Coley	3-7/0	DNP	DNP	DNP	DNP	DNP	3-7/0	DNP	DNP	DNP	DNP	DNP	DNP	DNP
TEAM	12--31/0	2--5/0	2--4/0	-	1--2/0	-	-	2--6/0	-	2--6/0	-	-	2--7/0	1--1/0

RECEIVING	No-Yds/TD	LIBERTY	ECU	AU	CU	SYR	MARSHA	UCONN	USF	LOU	CIN	PITT	RUTGER	FS
SANDERS, Jock	72-688/3	8-95/0	9-99/0	12-115/1	3-18/1	9-67/0	4-39/0	8-81/0	2-21/0	3-20/1	4-42/0	3-15/0	5-62/0	2-14/0
ARNETT, Alric	43-586/3	1-22/0	3-61/2	4-61/0	2-28/0	4-22/0	3-55/1	5-51/0	6-84/0	3-46/0	2-35/0	7-71/0	2-34/0	1-16/0
STARKS, Brad	29-405/2	2-34/0	5-76/0	2-65/0	3-68/1	2-53/0	3--1/0	1-7/0	1-7/0	-	5-50/1	2-16/0	DNP	3-30/0
LYONS, Wes	20-263/0	2-31/0	-	3-30/0	-	1-15/0	3-53/0	-	4-39/0	1-6/0	2-34/0	2-44/0	2-11/0	-
DEVINE, Noel	22-177/1	3-9/0	3-18/0	2-26/0	1-7/0	2-12/1	1-20/0	1-13/0	4-33/0	1-0/0	1-9/0	1-2/0	-	2-28/0
AUSTIN, Tavon	15-151/1	1-3/0	2-59/1	1-5/0	1-9/0	3-27/0	1--5/0	-	1-13/0	-	-	3-12/0	1-9/0	1-19/0
URBAN, Tyler	10-117/1	2-49/0	-	-	1-9/0	1-14/0	-	1-1/1	1-8/0	2-28/0	1-4/0	1-4/0	-	-
JOHNSON, Will	6-78/1	-	2-21/1	-	-	2-42/0	1-5/0	-	-	-	1-10/0	-	-	-
CLARKE, Ryan	2-15/0	-	-	-	1-9/0	1-6/0	DNP	-	-	-	-	-	-	-
RODGERS, Mark	1-4/0	-	-	-	-	-	-	-	-	-	1-4/0	-	-	-



**The Automated ScoreBook**  
**West Virginia Passing Game-by-Game (as of Jan 02, 2010)**  
**All games**

<b>#16 BROWN, Jarrett</b>	<b>Comp</b>	<b>Att</b>	<b>Int</b>	<b>Pct</b>	<b>Yards</b>	<b>TD</b>	<b>Long</b>	<b>Sacked</b>	<b>Effic</b>
Liberty	19	26	0	73.1	243	0	38	0-0	151.58
ECU	24	31	1	77.4	334	4	58	0-0	204.05
Auburn	18	32	4	56.2	221	1	58	2-16	99.57
Colorado	12	19	0	63.2	148	2	48	3-43	163.33
Syracuse	22	30	0	73.3	244	1	33	2-20	152.65
MARSHALL	1	2	0	50.0	19	0	19	0-0	129.80
CONNECTICUT	16	27	1	59.3	153	1	31	1-7	111.67
USF	19	32	1	59.4	205	0	32	1-5	106.94
LOUISVILLE	9	17	1	52.9	94	1	29	1-9	107.04
Cincinnati	17	25	0	68.0	188	1	24	2-20	144.37
PITT	19	31	0	61.3	164	0	35	2-19	105.73
RUTGERS	10	20	0	50.0	116	0	30	3-18	98.72
Florida State	1	4	1	25.0	15	0	15	2-20	6.50
<b>TOTALS</b>	<b>187</b>	<b>296</b>	<b>9</b>	<b>63.2</b>	<b>2144</b>	<b>11</b>	<b>58</b>	<b>19-177</b>	<b>130.20</b>

<b>#2B SMITH, Geno</b>	<b>Comp</b>	<b>Att</b>	<b>Int</b>	<b>Pct</b>	<b>Yards</b>	<b>TD</b>	<b>Long</b>	<b>Sacked</b>	<b>Effic</b>
Auburn	5	8	1	62.5	50	0	20	1-2	90.00
Syracuse	3	4	0	75.0	14	0	9	0-0	104.40
MARSHALL	15	21	0	71.4	147	1	33	1-8	145.94
LOUISVILLE	1	1	0	100.0	6	0	6	0-0	150.40
Florida State	8	15	0	53.3	92	0	19	3-22	104.85
<b>TOTALS</b>	<b>32</b>	<b>49</b>	<b>1</b>	<b>65.3</b>	<b>309</b>	<b>1</b>	<b>33</b>	<b>5-32</b>	<b>120.93</b>

<b>#14 STARKS, Brad</b>	<b>Comp</b>	<b>Att</b>	<b>Int</b>	<b>Pct</b>	<b>Yards</b>	<b>TD</b>	<b>Long</b>	<b>Sacked</b>	<b>Effic</b>
Auburn	1	1	0	100.0	31	0	31	0-0	360.40
<b>TOTALS</b>	<b>1</b>	<b>1</b>	<b>0</b>	<b>100.0</b>	<b>31</b>	<b>0</b>	<b>31</b>	<b>0-0</b>	<b>360.40</b>

<b>#TM TEAM</b>	<b>Comp</b>	<b>Att</b>	<b>Int</b>	<b>Pct</b>	<b>Yards</b>	<b>TD</b>	<b>Long</b>	<b>Sacked</b>	<b>Effic</b>
PITT	0	1	0	0.0	0	0	0	0-0	0.00
<b>TOTALS</b>	<b>0</b>	<b>1</b>	<b>0</b>	<b>0.0</b>	<b>0</b>	<b>0</b>	<b>0</b>	<b>0-0</b>	<b>0.00</b>

**The Automated ScoreBook**  
**West Virginia All-Purpose Yards Game-by-Game (as of Jan 02, 2010)**  
**All games**

ALL-PURPOSE YARDS	Total	LIBERTY	ECU	AU	CU	SYR	MARSHA	UCONN	USF	LOU	CIN	PITT	RUTGER	FS
DEVINE, Noel	1742	121	126	179	227	103	123	191	75	77	97	136	65	222
SANDERS, Jock	1037	109	171	120	51	95	40	81	54	91	56	29	119	21
RODGERS, Mark	632	76	48	139	52	53	2	17	71	29	4	53	4	84
AUSTIN, Tavon	624	21	59	5	32	27	62	123	79	9	49	51	72	35
ARNETT, Alric	586	22	61	61	28	22	55	51	84	46	35	71	34	16
BROWN, Jarrett	466	69	73	66	-7	-7	15	41	39	43	34	21	36	43
STARKS, Brad	415	34	78	65	63	53	-1	7	7	-	50	29	DNP	30
CLARKE, Ryan	265	5	10	10	31	20	DNP	16	11	3	60	29	58	12
LYONS, Wes	263	31	-	30	-	15	53	-	39	6	34	44	11	-
URBAN, Tyler	125	49	-	-	9	14	-	1	8	28	4	4	8	-
HOGAN, Brandon	102	10	-3	-	-	49	33	-	-	13	-	-	-	-
JOHNSON, Will	78	-	21	-	-	42	5	-	-	-	10	-	-	-
RICHARDSON, Kent	54	-	-	-	-	-	-	54	-	-	-	-	-	-
LAZEAR, Pat	53	-	-	-	-	53	-	-	-	-	-	-	-	-
GLOVER, Sidney	44	DNP	-	-	20	-	-	-	-	-	-	-	24	-
THOMAS, J.T.	29	-	-	-	10	-	-	-	-	-	-	-	19	-
GOULBOURNE, O.	21	-	-	13	-	-	-	-	-	-	-	-	-	8
KOVATCH, Ricky	20	-	-	-	-	-	-	-	-	8	-	-	-	12
ALSTON, Shawne	18	-	-	-	DNP	18	-	DNP	DNP	DNP	DNP	DNP	DNP	DNP
SANDS, Robert	9	-	-	-	-	-	-	-	-	-	9	-	-	-
TAYLOR, Josh	8	-	-	-	-	8	-	-	-	DNP	-	-	-	-
TANDY, Keith	7	-	1	-	-	-	-	-	-	-	-	6	-	-
SMITH, Geno	7	DNP	DNP	-2	DNP	-	17	DNP	DNP	-	DNP	DNP	DNP	-8
WHITE, Coley	7	DNP	DNP	DNP	DNP	DNP	7	DNP	DNP	DNP	DNP	DNP	DNP	DNP
NEILD, Chris	1	-	-	-	-	-	-	1	-	-	-	-	-	-
TEAM	-31	-5	-4	-	-2	-	-	-6	-	-6	-	-	-7	-1

**The Automated ScoreBook**  
**West Virginia Return Stats Game-by-Game (as of Jan 02, 2010)**  
**All games**

PUNT RETURNS	No-Yds	LIBERTY	ECU	AU	CU	SYR	MARSHA	UCONN	USF	LOU	CIN	PITT	RUTGER	FS
SANDERS, Jock	17-146	1-1	3-58	-	1-12	2-19	1-2	-	-	2-5	-	2-6	5-47	-
HOGAN, Brandon	7-85	1-10	1-3	1-0	-	1-49	1-16	-	-	2-13	-	-	-	-

KICK RETURNS	No-Yds	LIBERTY	ECU	AU	CU	SYR	MARSHA	UCONN	USF	LOU	CIN	PITT	RUTGER	FS
RODGERS, Mark	27-619	3-79	2-48	5-139	3-48	3-51	-	1-17	3-69	1-27	-	2-53	1-4	3-84
AUSTIN, Tavon	17-426	1-14	-	-	1-19	-	2-67	2-118	2-47	-	3-43	2-39	3-63	1-16
DEVINE, Noel	5-100	-	2-28	1-25	-	-	-	-	-	1-21	-	-	-	1-26
SANDERS, Jock	1-28	-	-	-	-	-	-	-	1-28	-	-	-	-	-
KOVATCH, Ricky	2-20	-	-	-	-	-	-	-	-	1-8	-	-	-	1-12
GOULBOURNE, O.	1-8	-	-	-	-	-	-	-	-	-	-	-	-	1-8
URBAN, Tyler	1-8	-	-	-	-	-	-	-	-	-	-	-	1-8	-
HOGAN, Brandon	1-0	1-0	-	-	-	-	-	-	-	-	-	-	-	-

INT. RETURNS	No-Yds	LIBERTY	ECU	AU	CU	SYR	MARSHA	UCONN	USF	LOU	CIN	PITT	RUTGER	FS
SANDS, Robert	5-9	1-0	-	-	1-0	-	1-0	-	-	-	1-9	1-0	-	-
TANDY, Keith	3-7	-	1-1	-	-	-	-	1-0	-	-	-	1-6	-	-
GLOVER, Sidney	2-44	DNP	-	-	1-20	-	-	-	-	-	-	-	1-24	-
THOMAS, J.T.	2-29	-	-	-	1-10	-	-	-	-	-	-	-	1-19	-
GOULBOURNE, O.	1-13	-	-	1-13	-	-	-	-	-	-	-	-	-	-
TAYLOR, Josh	1-8	-	-	-	-	1-8	-	-	-	DNP	-	-	-	-
HOGAN, Brandon	1-17	-	-	-	-	-	1-17	-	-	-	-	-	-	-
NEILD, Chris	1-1	-	-	-	-	-	-	1-1	-	-	-	-	-	-
RICHARDSON, Kent	1-54	-	-	-	-	-	-	1-54	-	-	-	-	-	-

FUMBLE RETURNS	No-Yds	LIBERTY	ECU	AU	CU	SYR	MARSHA	UCONN	USF	LOU	CIN	PITT	RUTGER	FS
----------------	--------	---------	-----	----	----	-----	--------	-------	-----	-----	-----	------	--------	----









**The Automated ScoreBook**  
**West Virginia Fumbles Game-by-Game (as of Jan 02, 2010)**  
**All games**

FUMBLES	No-Lost	LIBERTY	ECU	AU	CU	SYR	MARSHA	UCONN	USF	LOU	CIN	PITT	RUTGER	FS
BROWN, Jarrett	8-6	-	1-1	1-1	1-1	-	1-1	1-0	-	-	1-0	-	2-2	-
SMITH, Geno	3-0	DNP	DNP	-	DNP	-	-	DNP	DNP	-	DNP	DNP	DNP	3-0
SANDERS, Jock	3-3	-	1-1	-	1-1	-	1-1	-	-	-	-	-	-	-
STARKS, Brad	2-1	-	-	-	2-1	-	-	-	-	-	-	-	DNP	-
DEVINE, Noel	2-0	1-0	-	-	-	1-0	-	-	-	-	-	-	-	-
TAYLOR, Josh	1-0	-	-	-	-	1-0	-	-	-	DNP	-	-	-	-
THOMAS, J.T.	1-1	-	-	-	1-1	-	-	-	-	-	-	-	-	-
HOGAN, Brandon	1-1	-	1-1	-	-	-	-	-	-	-	-	-	-	-
RICHARDSON, Kent	1-1	-	-	-	-	-	-	1-1	-	-	-	-	-	-
CLARKE, Ryan	1-1	-	-	-	-	1-1	DNP	-	-	-	-	-	-	-
WHITE, Coley	1-0	DNP	DNP	DNP	DNP	DNP	1-0	DNP	DNP	DNP	DNP	DNP	DNP	DNP
TEAM	1-1	-	-	-	-	-	-	-	-	1-1	-	-	-	-

FUMBLES FORCED	Number	LIBERTY	ECU	AU	CU	SYR	MARSHA	UCONN	USF	LOU	CIN	PITT	RUTGER	FS
COOPER, Zac	1	-	-	-	-	-	-	1	-	-	-	-	-	-
LAZEAR, Pat	1	-	-	-	-	-	-	1	-	-	-	-	-	-
MILLER, Julian	1	-	-	-	-	-	1	-	-	-	-	-	-	-
SOWERS, Nate	1	-	-	-	-	-	-	-	-	1	-	-	-	DNP
WILLIAMS, Reed	1	-	-	DNP	-	-	1	-	-	-	-	-	-	-
LAGEMAN, J.B.	1	DNP	DNP	DNP	DNP	1	DNP	DNP	DNP	DNP	DNP	DNP	DNP	DNP
RODGERS, Mark	1	-	-	-	-	-	-	-	1	-	-	-	-	-
GLOVER, Sidney	1	DNP	-	-	-	-	-	-	-	-	1	-	-	-

FUMBLES RECOVERED	Number	LIBERTY	ECU	AU	CU	SYR	MARSHA	UCONN	USF	LOU	CIN	PITT	RUTGER	FS
THOMAS, J.T.	1	-	-	-	-	-	1	-	-	-	-	-	-	-
HOGAN, Brandon	1	-	-	-	-	-	1	-	-	-	-	-	-	-
TEAM	1	-	-	-	-	1	-	-	-	-	-	-	-	-
GLOVER, Sidney	1	DNP	-	-	-	-	-	1	-	-	-	-	-	-
SANDS, Robert	1	-	-	-	-	-	-	-	-	1	-	-	-	-
TANDY, Keith	1	-	-	-	-	-	-	-	-	-	1	-	-	-

**The Automated ScoreBook**  
**West Virginia Game Superlatives (as of Jan 02, 2010)**  
**All games**

**INDIVIDUAL GAME HIGHS**

Rushes	25	DEVINE, Noel at Cincinnati (Nov 13, 2009)
Yards Rushing	220	DEVINE, Noel vs Colorado (Oct. 1, 2009)
TD Rushes	3	DEVINE, Noel at Auburn (Sep 19, 2009)
Long Rush	88	DEVINE, Noel vs PITT (Nov 27, 2009)
Pass attempts	32	BROWN, Jarrett at Auburn (Sep 19, 2009)
	32	BROWN, Jarrett at USF (Oct 30, 2009)
Pass completions	24	BROWN, Jarrett vs ECU (Sep 12, 2009)
Yards Passing	334	BROWN, Jarrett vs ECU (Sep 12, 2009)
TD Passes	4	BROWN, Jarrett vs ECU (Sep 12, 2009)
Long Pass	58	BROWN, Jarrett vs ECU (Sep 12, 2009)
	58	BROWN, Jarrett at Auburn (Sep 19, 2009)
Receptions	12	SANDERS, Jock at Auburn (Sep 19, 2009)
Yards Receiving	115	SANDERS, Jock at Auburn (Sep 19, 2009)
TD Receptions	2	ARNETT, Alric vs ECU (Sep 12, 2009)
Long Reception	58	AUSTIN, Tavon vs ECU (Sep 12, 2009)
	58	STARKS, Brad at Auburn (Sep 19, 2009)
Field Goals	4	BITANCURT, Tyler vs Liberty (Sep 05, 2009)
	4	BITANCURT, Tyler vs PITT (Nov 27, 2009)
Long Field Goal	45	BITANCURT, Tyler vs Liberty (Sep 05, 2009)
Punts	9	KOZLOWSKI, Scott at RUTGERS (Dec 05, 2009)
Punting Avg	49.5	KOZLOWSKI, Scott at Auburn (Sep 19, 2009)
Long Punt	63	KOZLOWSKI, Scott vs ECU (Sep 12, 2009)
Long Punt Return	49	HOGAN, Brandon at Syracuse (Oct 10, 2009)
Long Kickoff Return	98	AUSTIN, Tavon vs CONNECTICUT (Oct 24, 2009)
Tackles	13	SANDS, Robert vs Florida State (Jan 1, 2010)
Sacks	3.0	MILLER, Julian vs LOUISVILLE (Nov 07, 2009)
Tackles For Loss	3.0	MILLER, Julian vs Liberty (Sep 05, 2009)
	3.0	MILLER, Julian vs LOUISVILLE (Nov 07, 2009)
Interceptions	1	SANDS, Robert vs Liberty (Sep 05, 2009)
	1	TANDY, Keith vs ECU (Sep 12, 2009)
	1	GOULBOURNE, Ovid at Auburn (Sep 19, 2009)
	1	SANDS, Robert vs Colorado (Oct. 1, 2009)
	1	GLOVER, Sidney vs Colorado (Oct. 1, 2009)
	1	THOMAS, J.T. vs Colorado (Oct. 1, 2009)
	1	TAYLOR, Josh at Syracuse (Oct 10, 2009)
	1	SANDS, Robert vs MARSHALL (Oct 17, 2009)
	1	HOGAN, Brandon vs MARSHALL (Oct 17, 2009)
	1	TANDY, Keith vs CONNECTICUT (Oct 24, 2009)
	1	RICHARDSON, Kent vs CONNECTICUT (Oct 24, 2009)
	1	NEILD, Chris vs CONNECTICUT (Oct 24, 2009)
	1	SANDS, Robert at Cincinnati (Nov 13, 2009)
	1	SANDS, Robert vs PITT (Nov 27, 2009)
	1	TANDY, Keith vs PITT (Nov 27, 2009)
	1	GLOVER, Sidney at RUTGERS (Dec 05, 2009)
	1	THOMAS, J.T. at RUTGERS (Dec 05, 2009)



**The Automated ScoreBook**  
**West Virginia Game Superlatives (as of Jan 02, 2010)**  
**All games**

**TEAM GAME HIGHS**

Rushes	46	at Cincinnati (Nov 13, 2009)
Yards Rushing	257	vs Colorado (Oct. 1, 2009)
Yards Per Rush	6.1	vs Colorado (Oct. 1, 2009)
TD Rushes	4	at Syracuse (Oct 10, 2009)
Pass attempts	41	at Auburn (Sep 19, 2009)
Pass completions	25	at Syracuse (Oct 10, 2009)
Yards Passing	334	vs ECU (Sep 12, 2009)
Yards Per Pass	10.8	vs ECU (Sep 12, 2009)
TD Passes	4	vs ECU (Sep 12, 2009)
Total Plays	80	at Auburn (Sep 19, 2009)
Total Offense	509	vs ECU (Sep 12, 2009)
	509	at Auburn (Sep 19, 2009)
Yards Per Play	7.5	vs ECU (Sep 12, 2009)
Points	35	vs ECU (Sep 12, 2009)
	35	vs Colorado (Oct. 1, 2009)
Sacks By	5	vs LOUISVILLE (Nov 07, 2009)
First Downs	25	vs ECU (Sep 12, 2009)
Penalties	11	vs ECU (Sep 12, 2009)
Penalty Yards	104	vs ECU (Sep 12, 2009)
Turnovers	6	at Auburn (Sep 19, 2009)
Interceptions By	3	vs Colorado (Oct. 1, 2009)
	3	vs CONNECTICUT (Oct 24, 2009)

**The Automated ScoreBook**  
**West Virginia Game Superlatives (as of Jan 02, 2010)**  
**All games**

**OPPONENT INDIVIDUAL GAME HIGHS**

Rushes	33	ASHLEY, Darius, vs LOUISVILLE (Nov 07, 2009)
Yards Rushing	175	PEAD, Isaiah, at Cincinnati (Nov 13, 2009)
TD Rushes	2	Thomas, J, vs Florida State (Jan 1, 2010)
Long Rush	53	GUY, Trent, vs LOUISVILLE (Nov 07, 2009)
Pass attempts	52	Hawkins, Cody, vs Colorado (Oct. 1, 2009)
Pass completions	27	Hawkins, Cody, vs Colorado (Oct. 1, 2009)
Yards Passing	378	ENDRES, Cody, vs CONNECTICUT (Oct 24, 2009)
TD Passes	4	Chris Todd, at Auburn (Sep 19, 2009)
Long Pass	88	ENDRES, Cody, vs CONNECTICUT (Oct 24, 2009)
Receptions	11	BROWN, M., vs Liberty (Sep 05, 2009)
Yards Receiving	157	BROWN, M., vs Liberty (Sep 05, 2009)
	157	EASLEY, Marcus, vs CONNECTICUT (Oct 24, 2009)
TD Receptions	3	Darvin Adams, at Auburn (Sep 19, 2009)
Long Reception	88	EASLEY, Marcus, vs CONNECTICUT (Oct 24, 2009)
Field Goals	4	Hopkins, D, vs Florida State (Jan 1, 2010)
Long Field Goal	49	BEVINS, M., vs Liberty (Sep 05, 2009)
Punts	9	LONG, Rob, at Syracuse (Oct 10, 2009)
Punting Avg	48.0	ROGERS, Jacob, at Cincinnati (Nov 13, 2009)
Long Punt	61	CULLEN, Desi, vs CONNECTICUT (Oct 24, 2009)
Long Punt Return	38	SIMMONS, Travis, vs ECU (Sep 12, 2009)
Long Kickoff Return	91	LEFEGED, Joe, at RUTGERS (Dec 05, 2009)
Tackles	13	LLOYD, Greg, vs CONNECTICUT (Oct 24, 2009)
	13	REVELS, Andre, at Cincinnati (Nov 13, 2009)
Sacks	2.0	Watson, D, vs Florida State (Jan 1, 2010)
Tackles For Loss	3.0	Watson, D, vs Florida State (Jan 1, 2010)
Interceptions	1	ESKRIDGE, Van, vs ECU (Sep 12, 2009)
	1	Walter McFadden, at Auburn (Sep 19, 2009)
	1	Neiko Thorpe, at Auburn (Sep 19, 2009)
	1	Josh Bynes, at Auburn (Sep 19, 2009)
	1	Craig Stevens, at Auburn (Sep 19, 2009)
	1	Jake Ricks, at Auburn (Sep 19, 2009)
	1	VAUGHN, Robert, vs CONNECTICUT (Oct 24, 2009)
	1	WILSON, Kion, at USF (Oct 30, 2009)
	1	THOMPSON, Chaz, vs LOUISVILLE (Nov 07, 2009)
	1	Robinson, J, vs Florida State (Jan 1, 2010)

**The Automated ScoreBook**  
**West Virginia Game Superlatives (as of Jan 02, 2010)**  
**All games**

**OPPONENT TEAM GAME HIGHS**

Rushes	46	vs Florida State (Jan 1, 2010)
Yards Rushing	226	vs Florida State (Jan 1, 2010)
Yards Per Rush	7.2	at Cincinnati (Nov 13, 2009)
TD Rushes	3	vs Florida State (Jan 1, 2010)
Pass attempts	54	vs Colorado (Oct. 1, 2009)
Pass completions	27	vs Colorado (Oct. 1, 2009)
Yards Passing	378	vs CONNECTICUT (Oct 24, 2009)
Yards Per Pass	9.2	vs CONNECTICUT (Oct 24, 2009)
TD Passes	4	at Auburn (Sep 19, 2009)
Total Plays	84	vs Colorado (Oct. 1, 2009)
Total Offense	501	vs CONNECTICUT (Oct 24, 2009)
Yards Per Play	7.5	at Cincinnati (Nov 13, 2009)
Points	41	at Auburn (Sep 19, 2009)
Sacks By	5	vs Florida State (Jan 1, 2010)
First Downs	24	vs Florida State (Jan 1, 2010)
Penalties	9	vs Liberty (Sep 05, 2009)
Penalty Yards	80	vs Liberty (Sep 05, 2009)
Turnovers	4	vs MARSHALL (Oct 17, 2009)
	4	vs CONNECTICUT (Oct 24, 2009)
Interceptions By	5	at Auburn (Sep 19, 2009)