



FOOTBALL

WVU ATHLETIC COMMUNICATIONS
PO Box 877 | Morgantown, WV 26507-0877
304.293.2821

WVUSPORTS.com

2016

	MISSOURI September 3 Morgantown W/26-11	FS1
	YOUNGSTOWN STATE September 10 Morgantown W/38-21	ROOT SPORTS
	BYU September 24 Landover, Md. W/35-32	ESPN 2
	KANSAS STATE* October 1 Morgantown W/17-16	K
	TEXAS TECH* October 15 Lubbock, Texas W/48-17	FS1
	TCU* October 22 Morgantown W/34-10	abc
	OKLAHOMA STATE* October 29 Stillwater, Okla. L/20-37	FOX Sports
	KANSAS** November 5 Morgantown W/48-21	ESPN 2
	TEXAS* November 12 Austin, Texas W/24-20	FS1
	OKLAHOMA* November 19 Morgantown 8 p.m.	abc
	IOWA STATE* November 26 Ames, Iowa 3:30 p.m.	FS1
	BAYLOR* December 3 Morgantown TBA	

* BIG 12 CONFERENCE GAME
* HOME COMING
* MOUNTAINEER WEEK

GAME 10 // No. 8/8 OKLAHOMA AT No. 10/9 WEST VIRGINIA

SATURDAY, NOV. 19, 2016 | 8 P.M. (ET) | MILAN PUSKAR STADIUM (60,000) | MORGANTOWN, W.VA.



THE SERIES WITH OKLAHOMA

All-Time Series	OU leads 6-2
In Morgantown	OU leads 2-0
In Norman	OU leads 4-1
At Neutral Site	WVU leads 1-0
Dana Holgorsen vs. Oklahoma	0-4
Holgorsen vs. Bob Stoops	0-4
Stoops vs. West Virginia	4-1
Stoops vs. Holgorsen	4-0



WEST VIRGINIA

2016 Record	8-1, 5-1 Big 12
Head Coach	Dana Holgorsen
Alma Mater/Year	Iowa Wesleyan ('93)
Record at WVU	44-29 (6th)
Overall Record	44-29 (6th)

OKLAHOMA

2016 Record	8-2, 7-0 Big 12
Head Coach	Bob Stoops
Alma Mater/Year	Iowa ('83)
Record at Oklahoma	187-48 (18th)
Overall Record	187-48 (18th)



KyzirWHITE

KennedyMCKOY

NOTES TO REMEMBER

- ✓ The 2016 season marks West Virginia's 125th year of football. WVU is No. 14 all-time in college football wins.
- ✓ West Virginia has won 13 of its last 15 games, including eight straight home games dating back to Texas Tech on Nov. 7, 2015
- ✓ The WVU offense has had 18 scoring drives of 10 plays or more (8 TD/10 FG) and has had 24 scoring drives of 70 yards or more (21 TD/3 FG) including 10 TD drives of 80+ yards
- ✓ Since 2000, WVU is 106-13 when scoring 30 or more points in a contest/54-4 when scoring 40 or more points in a game
- ✓ In the Dana Holgorsen era, WVU has produced 70 games with 300 or more yards of total offense, 52 games with 400 or more yards of total offense, 26 games with more than 500 yards and 14 with more than 600 yards
- ✓ In the Holgorsen era, WVU has scored 30 or more points in 49 games, 40 or more points in 25 games, 50 or more points in seven games and 60 or more points three times
- ✓ WVU is 79-11 since 2002 when winning the turnover battle

- ✓ WVU's offense is ranked No. 17 nationally in third down percentage, No. 19 in total offense, No. 24 in completion percentage, No. 25 in passing offense, No. 29 in passing efficiency No. 33 in first down offense and No. 34 in rushing offense
- ✓ WVU quarterback Skyler Howard is ranked No. 17 nationally in total offense and yards per pass attempt, No. 22 in completions per game and yards per game, No. 23 in completion percentage, No. 28 in passing efficiency and No. 30 in passing yards
- ✓ WVU wide receiver Shelton Gibson is ranked No. 12 nationally in yards per reception (20.0) and wide receiver Daikiel Shorts Jr. is No. 31 in receiving yards per game (83.7)
- ✓ Kicker Mike Molina is No. 17 nationally in field goals made per game, and punter Billy Kinney is ranked No. 24 nationally in punting.
- ✓ WVU's defense is ranked No. 19 nationally in scoring defense and No. 28 in pass efficiency defense
- ✓ Cornerback Rasul Douglas is ranked No. 2 nationally in interceptions (6) and No. 13 in passes defended



GAME COVERAGE

TV ABC
Chris Fowler (PBP), Kirk Herbstreit (analysis), Sam Ponder (sideline)
National Radio ESPN Radio
Bill Rosinski (PBP), David Norrie (analysis), Ian Fitzsimmons (sideline)
Sirius Ch 80, XM Ch 80
Radio Tony Caridi (PBP), Dwight Wallace (analysis), Jed Drenning (sideline), Dan Zangrilli (pre and postgame host)
Satellite Radio Broadcast Sirius Ch 84, XM Ch 84
Live Statistics WVU.Statbroadcast.com
Twitter Updates @WVUFootball, @WVUsports

NATIONAL RANKINGS

ASSOCIATED PRESS // (NOV. 13)


School	Record	Prev. Points	Rank
1. Alabama (61)	10-0	1525	1
2. Ohio State	9-1	1455	6
3. Louisville	9-1	1357	5
4. Michigan	9-1	1323	2
5. Clemson	9-1	1304	3
6. Wisconsin	8-2	1214	7
7. Washington	9-1	1150	4
8. Oklahoma	8-2	1064	9
9. Penn State	8-2	961	12
10. West Virginia	8-1	920	11
11. Utah	8-2	807	13
12. Colorado	8-2	797	16
13. Oklahoma State	8-2	659	17
14. Western Michigan	10-0	634	14
15. USC	7-3	584	NR
16. LSU	6-3	582	19
17. Florida State	7-3	569	20
18. Auburn	7-3	543	8
19. Nebraska	8-2	504	21
20. Washington State	8-2	501	23
21. Florida	7-2	435	22
22. Boise State	9-1	315	24
23. Texas A&M	7-3	238	10
24. San Diego State	9-1	97	NR
25. Troy	8-1	63	NR

ARV: Houston 49, North Carolina 40, Virginia Tech 36, Tennessee 21, Navy 20, Stanford 16, Western Kentucky 11, Pitt 9, USF 8, Arkansas 7, Iowa 4, Ole Miss 2, Minnesota.

USA TODAY COACHES POLL // (NOV. 13)

School	Record	Points	Prev. Rank
1. Alabama (63)	10-0	1575	1
2. Ohio State	9-1	1495	5
3. Louisville	9-1	1418	6
4. Michigan	9-1	1332	3
5. Clemson	9-1	1318	2
6. Wisconsin	8-2	1231	7
7. Washington	9-1	1190	4
8. Oklahoma	8-2	1147	9
9. West Virginia	8-1	994	10
10. Penn State	8-2	923	14
11. Utah	8-2	909	12
12. Colorado	8-2	861	15
13. Oklahoma State	8-2	745	17
14. LSU	6-3	572	19
15. Florida State	7-3	559	18
16. Auburn	7-3	542	8
17. Nebraska	8-2	541	20
18. Florida	7-2	538	16
19. USC	7-3	473	NR
20. Washington State	8-2	438	23
21. Western Michigan	10-0	431	21
22. Texas A&M	7-3	396	11
23. Boise State	9-1	355	24
24. North Carolina	7-3	114	13
25. San Diego State	9-1	112	NR

ARV: Houston 60, Navy 43, USF 43, Virginia Tech 39, Troy 28, Tennessee 20, Stanford 16, Pitt 6, Arkansas 5, Toledo 3, Baylor 2, Iowa.



STATISTICAL COMPARISONS

West Virginia	WVU Opponents	OU Opponents
32.2	20.6	Scoring Offense 44.2
231	197	First Downs 249
211.4	156.0	Rushing Offense 219.3
285.1	253.8	Passing Offense 338.1
496.6	409.8	Total Offense 557.4
23.2	23.2	Kick Return Average 25.3
1.6	6.7	Punt Return Average 10.9
10-10.9	10-10.5	INT-Return Average 7-11.0
7-6	12-6	Fumbles/Lost 12-8
53-492	62-545	Penalties/Yards 46-453
39.6	39.2	Net Punting Avg. 39.9
15-21	13-18	Field Goal-Attempts 10-14
29:48	30:12	Time of Possession 31:07
62-129 (48%)	64-15 (43%)	3rd Down Conversion 68-130 (52%)
4-7 (57%)	5-14 (36%)	4th Down Conversion 4-10 (40%)
17-128	16-123	Sacks By-Yards 22-138
36-43 (84%)	30-37 (81%)	Red Zone Scoring 37-42 (88%)
23-43 (53%)	17-37 (46%)	Red Zone TD 27-33 (82%)
		27-42 (64%)
		15-33 (45%)

THE 2016 MOUNTAINEER ROSTER

- ✓ The 2016 roster currently consists of 127 players from 15 different states.
- ✓ Leading the way is West Virginia (35), followed by Ohio (24), Pennsylvania (16), Florida (14), Maryland (8), New Jersey (7), Texas (5), North Carolina (5), Georgia (3), Virginia (4), Illinois (2), Michigan (1), Mississippi (1), Missouri (1) and Tennessee (1).

AGAINST THE BIG 12 CONFERENCE

- ✓ WVU is 29-26 all-time against current members of the Big 12 Conference. WVU is 2-2 vs. Baylor; 3-1 against Iowa State; 5-1 against Kansas; 2-5 vs. Kansas State; 2-6 vs. Oklahoma; 4-4 vs. Oklahoma State; 4-2 vs. Texas; 3-3 vs. TCU and 4-2 vs. Texas Tech.

ON TURF

- ✓ Since 1980, West Virginia is 231-99-4 in games played on artificial turf surfaces. WVU was 57-29 on turf in the 1990s, 66-21 on turf in the 2000 decade and is 42-27 on turf in this decade.
- ✓ The Mountaineers are 35-25 on turf under Dana Holgorsen. West Virginia is 7-1 in 2016, was 8-3 in 2015, 6-6 in 2014, was 3-7 in 2013, 5-5 in 2012 and was 7-3 during the 2011 season.

NON-CONFERENCE PLAY

- ✓ West Virginia finished 3-0 in its three non-conference games in 2016. The Mountaineers defeated Missouri, 26-11, on Sept. 3 in the season opener.
- ✓ On Sept. 10, WVU defeated FCS opponent Youngstown State, 38-21, at home.
- ✓ WVU closed out its non-conference schedule on Sept. 24 with a 35-32 win against BYU at FedExField in Landover, Md.

AT HOME

- ✓ The 2016 season marks the 37th season of competition for West Virginia at Milan Puskar Stadium.
- ✓ WVU holds a 167-61-4 (.728) all-time mark at the facility, which opened in 1980.
- ✓ A sellout crowd of 60,125 fans was in attendance for the season opener against Missouri. In week two, 56,261 fans were in attendance for the Youngstown State game and a sellout crowd of 61,701 was in attendance for Kansas State. The TCU game was the third sellout with a season-high 61,780 in attendance. There were 56,343 fans for the Kansas game.
- ✓ An average of 59,242 fans have been in attendance at Milan Puskar Stadium in 2016.
- ✓ A total of 12,717,199 fans all time have watched a game at Mountaineer Field.



Daikiel **SHORTS JR**

Rasul **DOUGLAS**

WVU'S LAST GAME: NO. 11/10 WEST VIRGINIA 24, TEXAS 20

AUSTIN, Texas. (Nov. 12, 2016) - No. 11/10 West Virginia earned victory number eight of the 2016 season with a 24-20 win at Texas in front of 98,673 fans at DKR Texas Memorial Stadium.

The Mountaineers jumped out to a 17-3 first-half lead and survived several Texas comeback attempts to hang on for the win.

Despite committing four turnovers, West Virginia got a strong effort from its defense, which kept the Longhorns scoreless on all four drives after the turnovers.

It was the Mountaineers who scored the only points off miscues as three Longhorn turnovers resulted in seven points for the visitors.

Texas won the coin toss and elected to receive, and the move paid off as the Longhorns jumped out to a 3-0 lead on Trent Domingue's 25-yard field goal. The drive covered 65 yards in 12 plays and proved to be Texas' only lead in the game.

The lead lasted only 4:39 before West Virginia scored on its first possession. Quarterback Skyler Howard directed a 13-play drive that resulted in kicker Mike Molina's 44-yard field goal to tie the game. The kick was a season and career long for Molina.

The Mountaineers took the lead with 2:27 left in the first, when freshman tailback Kennedy McKoy found the end zone on an eight-yard run. McKoy's touchdown came after West Virginia marched 66 yards in nine plays. On the drive, Howard completed three passes of 11 yards or more to keep the chains moving.

West Virginia upped its lead to 17-3 early in the second quarter, when Howard connected on a 29-yard touchdown pass to Ka'Raan White to end a 70-yard drive. White was interfered with on the play and actually caught the ball while lying on his back.

Trailing by 14 points, Texas battled back in the second quarter to cut its deficit to four at halftime.

At the 7:35 mark, Longhorn quarterback Shane Buechele scored on a 10-yard run to make the score 17-10.

On its next possession, Texas basically ran out the second quarter clock by keeping the ball for 6:48, using 21 plays to drive 84 yards. However, the Mountaineer defense held at the two-yard line, forcing the Longhorns to settle for a Domingue 19-yard field goal.

With the first possession of the second half, West Virginia moved the ball 41 yards in two plays, but faltered on one of three Howard interceptions.

After the West Virginia defense held again, the

Mountaineers added to their lead after blocking a Texas field goal attempt. Howard directed a 79-yard scoring drive that was highlighted by his 48 yards passing and ended with McKoy's second touchdown in the game, this one from three yards away.

With WVU leading 24-13, Texas scored before the end of the third to close the gap to 24-20.

The Longhorns turned in an 80-yard drive, and receiver Colin Johnson hauled in a 20-yard touchdown pass from Buechele for the score with 1:28 left in the third.

Who knew at the time that those would be the final points in the game. Texas mounted four more drives in the fourth quarter only to be stopped by the Mountaineer defense.

The Longhorns reached the West Virginia 15-yard line on one drive before WVU safety Kyzir White forced a Buechele fumble on a dramatic sack. The next two drives lasted five and six plays before the Longhorns reached the Mountaineer 27-yard line on their final possession. However, when Buechele's pass fell incomplete as time expired, the West Virginia defense had come up big yet again.

Despite the three interceptions, Howard finished with 269 yards passing, while McKoy added 73 yards rushing and two scores. White totaled six catches for 82 yards and a touchdown, while Justin Arndt and David Long combined for 22 tackles on defense with each recording a sack.

Texas was led by the rushing of star tailback D'Onta Foreman with 167 yards. Buechele finished with 318 yards passing, and Dorian Leonard led all receivers with seven catches for 125 yards. The Longhorn defense was led by Edwin Freeman with eight stops.

Final totals heavily favored Texas. West Virginia rushed for 114 yards and passed for 269 to total 383 yards of offense. Texas, behind Foreman's rushing numbers, finished with 218 yards on the ground and 318 passing for 536 yards of total offense.

Several long drives in the game enabled the Longhorns to run 100 offensive plays compared to West Virginia's 73, which resulted in a time of possession advantage for the Longhorns by a 33:42 to 26:18 count.

The win was West Virginia's second straight over Texas and gives the Mountaineers a 4-2 all-time lead in the series and a 3-2 mark vs. the Longhorns in all-time Big 12 play.

The Mountaineers are now 3-1 all-time in Austin and 2-1 on the road vs. the Longhorns under Dana Holgorsen.

SCORING AND STATISTICAL SUMMARY

	1	2	3	4	Total
West Virginia	10	7	7	0	24
Texas	3	10	7	0	20

1st	UT - Trent Domingue 27 FG WVU - Mike Molina 44 FG WVU - Kennedy McKoy 8 rush (Molina kick)
2nd	WVU - Ka'Raan White 29 pass from Skyler Howard (Molina kick) UT - Shane Buechele 10 rush (Domingue kick) UT - Domingue 19 FG
3rd	WVU - McKoy 3 rush (Molina kick) UT - Collin Johnson 20 pass from Buechele (Domingue kick)

	WVU	UT
First Downs	22	32
Rushes/Yards	38/114	50/218
Passing Yardage	269	318
Passes	21/35/3	31/50/1
Punts	5/223/44.6	4/175/43.8
Fumbles/Lost	1/1	3/2
Return Yardage	31	66
Penalties/Yards	5/55	5/50
Time of Possession	26:18	33:42

WVU RUSHING: McKoy 25-73; WVU PASSING: Howard 21-35-3-269; WVU RECEIVING: White 6-82, Shorts 5-75, Gibson 4-65; WVU TACKLES (TFL/QS): Arndt 12 (1/1), Long 10 (1/1), Fleming 9, Douglas 9; WVU INTERCEPTIONS: Douglas.

UT RUSHING: Foreman 35-167; UT PASSING: Buechele 31-48-1-318; UT RECEIVING: Leonard 7-125, Johnson 7-68; UT TACKLES (TFL/QS): Freeman 8 (1/0), Boyd 7, Roach 7 (3/1); UT INTERCEPTIONS: Locke, Haines (2).

Attendance - 98,673



Nick **KWIATKOSKI**

Wendell**SMALLWOOD**

LAST TIME VS. OU: NO. 15/14 OKLAHOMA 44, NO. 23/21 WEST VIRGINIA 24

NORMAN, Okla. (Oct. 3, 2015) - No. 23/21 West Virginia suffered its first loss of the 2015 season with a 44-24 defeat at No. 15/14 Oklahoma in front of 83,384 fans at Gaylord Family-Oklahoma Memorial Stadium.

The Mountaineers could not overcome two fumbles and three interceptions, resulting in 13 points for the Sooners. While Oklahoma turned the ball over two times, WVU could only muster three points off those turnovers.

Both teams traded possessions to start the game, before the Sooners broke through on their second drive. Quarterback Baker Mayfield found Mark Andrews for a 17-yard touchdown pass to open the game's scoring at the 8:45 mark of the first quarter. Mayfield drove the Sooners 74 yards in just four plays for the score.

West Virginia answered at the beginning of the second quarter, when tailback Rushel Shell powered in from five yards away to tie the score at 7-7. Shell's rush finished an 86-yard drive for the Mountaineers.

The tie was short-lived as just 51 seconds later the Sooners took command once again; receiver Sterling Shepard hauled in a 28-yard pass from Mayfield to cap a 75-yard scoring drive.

The Sooners went on to score three more times in the quarter for a 24-7 lead at the half.

They increased their advantage to 17-7 on Austin Seibert's 40-yard field goal, before tailback Joe Mixon closed out first-half scoring with a 35-yard scamper, ending an 83-yard drive.

When the Sooners scored in the first half, they usually took advantage of the big play, finishing with 12 plays of 20 yards or more. First half scoring drives for OU consumed 74, 75 and 83 yards.

But the game was far from over and WVU came out strong in the third quarter to pull with three at 27-24 with 0:58 seconds left in the third.

A Skyler Howard touchdown pass to freshman Jovon Durante at the 9:40 mark pulled the Mountaineers to within 10, at 24-14. Then West Virginia took advantage of a Sooner fumble and converted a 23-yard field goal by

Josh Lambert to close the gap to 24-17 with 6:57 left in the third.

Oklahoma bounced back with a 25-yard Seibert field goal, before Howard shocked the Sooner faithful with a 50-yard touchdown run on 4th-and-2, putting the score at 27-24 in favor of the Sooners with just 58 ticks left in the quarter.

As the Mountaineers gained the momentum and seemingly were on the verge of taking control of the game, Oklahoma struck a deadly blow just 45 seconds later, when Mayfield

found Durrone Neal down the left sideline for a 71-yard touchdown dagger and a 34-24 OU advantage heading into the fourth.

With West Virginia having to play catch-up, the Oklahoma defense unleashed a furious pass rush on the Mountaineers and turnovers aided the Sooners to 10 more points to end the scoring.

Jordan Evans picked up a Howard fumble and raced 41 yards for a touchdown, before Seibert closed out the scoring with a 44-yard field goal off of a WVU interception.

West Virginia had a strong day running the football as tailback Wendell Smallwood turned in his second straight 100-yard rushing performance with 111 yards on 22 carries. Backfield teammate Rushel Shell added 72 yards to the ground attack. Linebacker Nick Kwiatkoski was solid for the Mountaineer defense with 11 tackles and one sack for a loss of six yards.

Mayfield had a strong day for OU, finishing with 320 yards passing and three touchdowns. Dede Westbrook led the Sooner receivers with 107 yards on just five catches. For the second straight year, WVU could not handle OU's Eric Striker, as he finished with 13 tackles, three TFLs and two sacks. OU totaled seven sacks and 12 TFLs in the game.

Final numbers showed WVU with a solid running game of 196 yards to go along with 173 passing to total 369 yards. The Mountaineer defense held OU to just 107 yards rushing, but the Sooners struck for 320 yards passing to total 427 yards.

SCORING AND STATISTICAL SUMMARY

	1	2	3	4	Total
West Virginia	0	7	17	0	24
Oklahoma	7	17	10	10	44

1st	OU - Mark Andrews 17 pass from Baker Mayfield (Austin Seibert kick)
2nd	WVU - Rushel Shell 5 rush (Josh Lambert kick) OU - Sterling Shepard 28 pass from Mayfield (Seibert kick) OU - Seibert 40 FG
3rd	OU - Joe Mixon 35 rush (Seibert kick) WVU - Jovon Durante 1 pass from Skyler Howard (Lambert kick) WVU - Lambert 23 FG OU - Seibert 25 FG WVU - Howard 50 rush OU - Durrone Neal 71 pass from Mayfield (Seibert kick)
4th	OU - Jordan Evans 41 fumble recovery (Seibert kick) OU - Seibert 44 FG

	WVU	OU
First Downs	27	16
Rushes/Yards	54/196	33/107
Passing Yardage	173	320
Passes	17/32/3	14/25/1
Punts	7/326/46.6	5/217/43.4
Fumbles/Lost	2/2	1/1
Return Yardage	97	203
Penalties/Yards	11/111	12/134
Time of Possession	33:11	26:49

WVU RUSHING: Smallwood 22-111, Shell 20-72; WVU PASSING: Howard 17-32-3-173; WVU RECEIVING: Durante 4-44, Thompson 3-46, Gibson 3-35; WVU TACKLES (TFL/QS): Kwiatkoski 11 (1/1), Dillon 7, Barber 6 (1/1); WVU INTERCEPTIONS: Joseph.

OU RUSHING: Perine 16-65, Mixon 6-43; OU PASSING: Mayfield 14-25-1-320; OU RECEIVING: Westbrook 5-107, Striker 11 (1/1), Evans 9 (2/1); OU INTERCEPTIONS: J. Thomas 2, A. Thomas .

Attendance - 84,384



Kevin **WHITE**

Mario **ALFORD**

LAST TIME IN MORGANTOWN: NO. 4/4 OKLAHOMA 45, WEST VIRGINIA 33

MORGANTOWN, W. Va. (Sept. 20, 2014) - No. 4/4 Oklahoma rallied from a 24-24 tie at halftime to defeat West Virginia, 45-33, in front of a FOX national television audience and a sold out crowd at Milan Puskar Stadium.

The Sooners outscored the Mountaineers 21-9 in the second half to break open the offensive shootout. Led by the rushing of tailback Samaje Perine, who finished with 242 yards and four touchdowns, the Sooners pounded their way to 301 total yards on the ground, and the Mountaineers had no answer for the Sooner ground attack.

Oklahoma scored first, when Michael Hunnicutt's 42-yard field goal gave the Sooners a 3-0 lead with 4:20 left in the first quarter.

The Mountaineers got the stadium rocking just before the end of the quarter, when quarterback Clint Trickett connected on a 68-yard touchdown strike to receiver Kevin White, giving the Mountaineers a 7-3 advantage heading into an explosive second quarter. Both teams combined for 38 points in the quarter with each answering the other's punches.

A career long 54-yard field goal by WVU kicker Josh Lambert widened the lead to 10-3. The kick was the second-longest field goal in stadium history. The Sooners responded with a 75-yard drive in which Durren Neal on a reverse threw a four-yard touchdown to Sooner sophomore quarterback Trevor Knight to tie the game at 10-10 with 8:58 left in the half.

West Virginia answered just over a minute later, when Trickett put the exclamation point on a 75-yard drive with a 30-yard strike to Mario Alford, putting the Mountaineers back in front by a 17-10 count.

The fireworks in the quarter were far from over as Oklahoma tied the game at the 3:09 mark on Perine's first touchdown. His two-yard run ended a 75-yard drive and tied the game at 17-17.

The Mountaineers took a 24-17 lead with just 1:20 left in the half on tailback Rushel Shell's five-yard rush. Just when the home folks thought the half's scoring was over, Oklahoma's Alex Ross took the ensuing kickoff 100 yards for a touchdown. Instead of a 24-17 WVU lead at the half, the game was tied and OU got the ball first to start the third quarter.

Seven plays and 75-yards later, Oklahoma

grabbed the lead for good on the first possession of the second half. Perine scored touchdown No. 2 with a nine-yard rush, giving the Sooners a 31-24 advantage.

West Virginia added Lambert's second field goal, (31 yards), at the 6:28 mark to pull within four at 31-27, but the Sooner ground attack continued to churn out the yards and keep the ball away from the WVU offense.

Touchdown No. 3 for Perine came with 1:00 left in the third, as he powered in from five-yards away, giving the Sooners a 38-7 lead heading into the final stanza.

Who else but Perine would close out the scoring for Oklahoma in the fourth quarter as his 19-yard run upped the Sooner advantage to 45-27 with 4:30 left.

West Virginia added a late Dreamius Smith touchdown run of 11 yards with just over two minutes left in the game to put the final score at 45-33 in favor of the Sooners.

West Virginia got strong offensive performances from its big three. Trickett finished with 376 passing yards and two scores, while White totaled 10 catches for 173 yards. Alford joined White in the 100-yard receiving category with seven catches for 101 yards. Karl Joseph led the West Virginia defense with 13 tackles, 10 of which were solo stops.

Aside from his final rushing yards and score, Perine's big day included a 7.1 yards per carry average, and he was joined by Ross, who turned in 7.0 yards per carry.

Knight ended his day with 16 completions for 205 yards. Sterling Shepard caught six of those Knight passes for 101 yards, and punter Jed Barnett keep the field position in OU's favor for most of the night with a 48.0 yards per punt average and a long of 70 yards.

Final totals showed WVU with 137 yards on the ground and 376 through the air for 513 yards. OU totaled 301 yards rushing and 209 passing for 510 total yards. Despite only running five more plays, the Sooners keep the Mountaineer offense off the field by holding onto the ball nearly eight minutes longer.

The win gave the Sooners a 3-0 series advantage over WVU in all-time Big 12 play, and a 5-2 advantage in overall games played.

SCORING AND STATISTICAL SUMMARY

	1	2	3	4	Total
Oklahoma	3	21	14	7	45
West Virginia	7	17	3	6	33

1st	OU - Michael Hunnicutt 42 FG WVU - Kevin White 68 pass from Clint Trickett (Josh Lambert kick)	
2nd	WVU - Lambert 54 FG OU - Trevor Knight 4 pass from Durren Neal (Hunnicutt kick) WVU - Mario Alford 30 pass from Trickett (Lambert kick) OU - Samaje Perine 2 rush (Hunnicutt kick) WVU - Rushel Shell 5 rush (Lambert kick) OU - Alex Ross 100 kickoff return (Hunnicutt kick)	
3rd	OU - Perine 9 rush (Hunnicutt kick) WVU - Lambert 31 FG OU - Perine 5 rush (Hunnicutt kick)	
4th	OU - Perine 19 rush (Hunnicutt kick) WVU - Dreamius Smith 11 rush (Trickett pass failed)	

	OU	WVU
First Downs	24	26
Rushes/Yards	46/301	40/137
Passing Yardage	209	376
Passes	17/30/1	25/41/2
Punts	6/287/47.8	5/206/41.2
Fumbles/Lost	1/0	1/1
Return Yardage	140	5
Penalties/Yards	8/82	5/55
Time of Possession	33:44	26:16

WVU RUSHING: Shell 15-60, Smith 5-38, Smallwood 9-38; WVU PASSING: Trickett 25-41-2-376; WVU RECEIVING: White 10-173, Alford 7-101; WVU TACKLES (TFL/QS): Joseph 13, Tonkery 8 (2/0); WVU INTERCEPTIONS: Tonkery.

OU RUSHING: Perine 34-242; OU PASSING: Knight 16-29-1-205; OU RECEIVING: Shepard 6-101, Young 5-57; OU TACKLES (TFL/QS): Evans 11 (1/0), Striker 8 (2/1), Alexander 8 (1/0); OU INTERCEPTIONS: Sanchez, Hayes.

Attendance - 61,908



COMPARING THE TWO NATIONALLY ...

	WVU	OU
Scoring Offense	47 (32.2)	9 (44.2)
Rushing Offense	34 (211.4)	27 (219.3)
Scoring Defense	19 (20.6)	82 (30.8)
Rushing Defense	51 (156.0)	30 (132.4)
Passing Offense	25 (285.1)	10 (338.1)
Total Offense	19 (496.6)	3 (557.4)
Passes Had Intercepted	83 (10)	35 (7)
Pass Defense	89 (253.8)	121 (297.1)
Total Defense	65 (409.8)	81 (429.5)
Kickoff Returns	28 (23.2)	14 (25.4)
Punt Returns	126 (1.7)	28 (10.9)
Net Punting	29 (39.6)	27 (39.9)
Passing Efficiency	29 (146.1)	1 (192.2)
Turnover Margin	T61 (0.0)	T92 (-0.3)
Interceptions	42 (10)	81 (7)
Pass Eff. Defense	28 (117.2)	69 (133.7)
First Downs	33 (231)	16 (249)
First Down Defense	T48 (197)	T71 (215)
Third Down Conv.	17 (48.1)	6 (52.3)
Opponent Third Down	97 (42.7)	108 (45.1)
Fourth Down Conv.	44 (57.1)	105 (40.0)
Opponent Fourth Down	20 (35.7)	78 (55.0)
Sacks By	88 (17)	56 (22)
Sacks Against	46 (16)	57 (20)
Tackles for Loss	T118 (40)	T76 (56)
Tackles for Loss Allowed	53 (49)	70 (58)
Penalties	32 (53)	11 (46)
Possession Time	67 (29:48)	48 (31:07)
Punt Return Defense	50 (6.7)	77 (8.4)
Kickoff Return Defense	105 (23.2)	73 (21.0)
Turnovers Gained	54 (16)	98 (12)
Fumbles Gained	62 (6)	80 (5)
Red Zone Offense	67 (83.7%)	37 (88.1%)
Red Zone Defense	48 (81.1%)	52 (81.8%)



Billy **KINNEY**

Justin **ARNDT**

TRUE AND REDSHIRT FRESHMEN

- ✓ Seven true freshmen have seen action for the Mountaineers in 2016: Reese Donahue (DL), Adam Hensley (LB), Kennedy McKoy (RB), Zach Sandwisch (LB), Marcus Simms (WR), Steven Smothers (WR) and Jovanni Stewart (S).
- ✓ Ten redshirt freshmen have seen action for the Mountaineers in 2016: Jordan Adams (CB), Chris Chugunov (QB), Rob Dowdy (OL/TE), Deamonte Lindsay (S), David Long (LB), Colton McKivitz (OL), Alec Shriner (DL), Adam Shuler II (DL), Kevin Williams (CB) and Stone Wolfley (TE/FB).

FOR STARTERS

- ✓ In 2016, the Mountaineers have a total of 34 players with at least one game of starting experience.
- ✓ Tops on that list are senior offensive lineman Tyler Orlosky (38), senior defensive lineman Noble Nwachukwu (34), senior offensive lineman Adam Pankey (32) and senior receiver Daikiel Shorts Jr. (32).

FIRST-TIME STARTERS

- ✓ Twelve Mountaineers earned their first career start during the 2016 season: Justin Arndt (LB), Elijah Battle (CB), Antonio Crawford (CB), Justin Crawford (RB), Maurice Fleming (CB), Darrien Howard (DL), David Long (LB), Colton McKivitz (OL), Kennedy McKoy (RB), Adam Shuler (DL), Sean Walters (LB) and Kyzir White (S).

FIRST-TIME PLAYERS

- ✓ There are 26 Mountaineers who have seen their first WVU action during the 2016 season: Jordan Adams (CB), Toyous Avery (S), Elijah Battle (CB), Chris Chugunov (QB), Antonio Crawford (CB), Justin Crawford (RB), Mike Daniels (CB), Rob Dowdy (OL), Michael Ferns (TE/FB), Maurice Fleming (CB), Reese Donahue (DL), Adam Hensley (LB), Billy Kinney (P), Deamonte Lindsay (S), David Long (LB), Colton McKivitz (OL), Kennedy McKoy (RB), Zach Sandwisch (LB), Marcus Simms (WR), Alec Shriner (DL), Adam Shuler II (DL), Steven Smothers (WR), Jovanni Stewart (S), Kyzir White (S), Kevin Williams (CB) and Stone Wolfley (TE/FB).

OVERTIME GAMES

- ✓ The 33-26 overtime loss to Oklahoma State in 2015 marked the 14th overtime game in West Virginia history. The Mountaineers own a 6-8 record in overtime games.
- ✓ WVU played its first overtime game vs. Pitt in 1997, dropping a three-overtime thriller, 41-38.

Overtime Games

Oct. 10, 2015	Oklahoma State 33, WVU 26, OT
Nov. 30, 2013	Iowa State 52, WVU 44, 3OT
Nov. 9, 2013	Texas 47, WVU 40, OT
Nov. 2, 2013	WVU 30, TCU 27, OT
Nov. 3, 2012	TCU 39, WVU 38 2OT
Oct. 29, 2010	UConn 16, WVU 13 OT
Sept. 10, 2010	WVU 24, Marshall 21 OT
Nov. 8, 2008	Cincinnati 26, WVU 23 OT
Sept. 18, 2008	Colorado 17, WVU 14 OT
Dec. 2, 2006	WVU 41, Rutgers 39, 3OT
Oct. 15, 2005	WVU 46, Louisville 44, 3OT
Sept. 18, 2004	WVU 19, Maryland 16 OT
Nov. 11, 2000	WVU 31, Rutgers 24, 2OT
Nov. 28, 1997	Pitt 41, WVU 38, 3OT

WVU'S RECORD WHEN WEARING ... (SINCE 2001)

- Blue Jersey - Gold Pants: 28-9
- Blue Jersey - White Pants: 7-5
- Blue Jersey - Blue Pants: 24-8
- White Jersey - Gold Pants: 12-10
- White Jersey - White Pants: 19-15
- White Jersey - Blue Pants: 16-8
- Gold Jersey - Blue Pants: 9-1
- Gold Jersey - Gold Pants: 5-3
- Gold Jersey - White Pants: 4-1
- Gold Jersey - Gray Pants: 0-1
- Gray Jersey - Gray Pants: 1-0
- Nike Pro Combat Uniforms: 1-1

WEEKLY MEDIA PLANNER (MONDAY, NOV. 14 - SUNDAY, NOV. 20)

MON (14)

Big 12 football conference call - 11:40 a.m. - 11:50 a.m.

MBB vs. Mississippi Valley State, 7 p.m., Root Sports

WBB Media Availability WVU Coliseum, 2:30 p.m.

TUE (15)

Dana Holgorsen Media Conference - 12 p.m. (Team Room)

FB Player/Assistant Coach Interviews Puskar Team Room 12:30 p.m.

WBB vs. Howard, 6:30 p.m.

WED (16)

VB vs. Kansas, 6 p.m.

THU (17)

Dana Holgorsen Statewide Radio Show 7 p.m. (Kegler's)

SWIM at NC State Invitational, All Day

MBB Media Availability BPF Court, 2:30 p.m.

FRI (18)

WREST at Nebraska, 8 p.m.

SWIM at NC State Invitational, All Day

WSOC - NCAA Second Round UCLA vs. Nebraska WVU vs. Ohio State 3 p.m./6 p.m.

WBB Media Availability WVU Coliseum, 1 p.m.

SAT (19)

FB vs. Oklahoma, ABC, 8 p.m.

XC at NCAA Championship Terre Haute, Ind. 11 a.m.

WBB vs. Coppin State, 1 p.m.

SWIM at NC State Invitational, All Day

SUN (20)

MBB vs. New Hampshire, 1 p.m., Root Sports

WSOC - NCAA Third Round 2:30 p.m.



FIFTH-YEAR SENIORS

✓ There are 16 fifth-year seniors on the 2016 roster: Justin Arndt (LB), Christian Brown (DL), Antonio Crawford (CB), Rasul Douglas (CB), Maurice Fleming (CB), Jarrod Harper (S), Nana Kyeremeh (CB), Devonte Mathis (WR), Tony Matteo (OL), Noble Nwachukwu (DL), Tyler Orlosky (OL), Adam Pankey (OL), Rushel Shell (RB), Khairi Sharif (S), Sylvester Townes (OL) and Sean Walters (LB)

COACHING STAFF ASSIGNMENTS

✓ Here's a breakdown of the WVU coaching staff assignments for the 2016 season:

- Tony Gibson: DC/LB (Field)
- Joe Wickline: OC/TE-FB (Press Box)
- Blue Adams: CB (Press Box)
- Tyron Carrier: WR (Field)
- Matt Caponi: S (Field)
- Ron Crook: OL (Field)
- Mark Scott: Defense/Special Teams (Field)
- Ja'Juan Seider: RB (Field)
- Bruce Tall: DL (Press Box)

WVU VS. 2016 SLATE

✓ West Virginia owns a 35-29 record against its 2016 opponents. The Mountaineers have winning records over BYU, Iowa State, Kansas, Texas, Texas Tech and Youngstown State and are even in their series with Baylor, Missouri, Oklahoma State and TCU.

2016 Opponent	Series Record
Baylor	2-2
BYU	1-0
Iowa State	3-1
Kansas	5-1
Kansas State	2-5
Missouri	3-3
Oklahoma	2-6
Oklahoma State	4-4
TCU	3-3
Texas	4-2
Texas Tech	4-2
Youngstown State	2-0

30 IS ENOUGH

✓ Dating back to 1980, the Mountaineers hold a 187-17-1 record when scoring 30 or more points in a game. During the 1990s, the Mountaineers were 42-4 when scoring 30 or more points in a contest and were 40-2-1 in the '80s when reaching that mark.

✓ WVU is 105-13 since 2000 when scoring 30 points or more in a contest.

SCORING 40 OR MORE POINTS

✓ Under Dana Holgorsen, West Virginia is 20-4 when scoring 40 or more points. Since 2000, the Mountaineers are 53-4 when hitting the 40-point plateau, and WVU is 183-4 all-time when scoring at least 40 points in a game

AVERAGE PER DOWN

✓ Here's a breakdown of how the 2016 West Virginia offense has operated on first, second, third and fourth down:

✓ On first down, the Mountaineers have run 320 plays and gained 2,120 yards for a 6.6 average. On second down, the Mountaineers have run 235 plays for 1,487 yards and a 6.3 average. On third down, the Mountaineers have run 129 plays for 830 yards and a 6.4 average gain. West Virginia has run seven fourth down plays in 2016, gaining 32 yards for a 4.6 average.

✓ WVU's touchdowns have come 17 times on first down (8 rushing/9 passing), eight times on second down (3 rushing/5 passing), eight times on third down (5 rushing/3 passing), and one touchdown on fourth down (1 rushing/0 passing).

OFFENSIVE ANALYSIS

✓ Breaking down the West Virginia offensive numbers for the 2016 season shows that the Mountaineers have run a total of 691 plays, 384 coming on the ground and 307 through the air. The rushing game has totaled 1,903 yards for an average of 5.0 yards per carry and 17 touchdowns. The passing attack has totaled 2,566 yards, 17 touchdowns and an average of 13.0 yards per completion.

✓ Combine the two and the Mountaineers have turned in 4,469 yards of total offense, 34 touchdowns, an average of 6.5 yards per play, and an average of 32.2 points per game.

✓ Deeper analysis shows that the Mountaineer offense has gained 91 first downs by the run and 125 via the pass. On average, West Virginia has totaled 211.4 yards per game on the ground, 285.1 yards per game passing and 496.6 yards per game of total offense.

COMPARING THE TWO IN THE BIG 12 ...

	WVU	OU
Scoring Offense	7 (32.2)	2 (44.2)
Rushing Offense	4 (211.4)	3 (219.3)
Scoring Defense	1 (20.6)	6 (30.8)
Rushing Defense	4 (156.0)	2 (132.4)
Passing Offense	5 (285.1)	3 (338.1)
Total Offense	6 (496.6)	2 (557.4)
Passes Had Intercepted	8 (10)	3 (7)
Pass Defense	5 (253.8)	9 (297.1)
Total Defense	3 (409.8)	5 (429.5)
Kickoff Returns	4 (23.2)	2 (25.4)
Punt Returns	9 (1.7)	4 (10.9)
Net Punting	6 (39.6)	5 (39.9)
Passing Efficiency	4 (146.1)	1 (192.2)
Turnover Margin	5 (0.0)	8 (-0.3)
Interceptions	3 (10)	8 (7)
Pass Eff. Defense	2 (117.2)	3 (133.7)
First Downs	5 (231)	3 (249)
First Down Defense	4 (197)	5 (215)
Third Down Conv.	3 (48.1)	2 (52.3)
Opponent Third Down	7 (42.7)	9 (45.1)
Fourth Down Conv.	4 (57.1)	8 (40.0)
Opponent Fourth Down	2 (35.7)	6 (55.0)
Sacks By	8 (17)	5 (22)
Sacks Against	2 (16)	5 (20)
Tackles for Loss	9 (40)	7 (56)
Tackles for Loss Allowed	4 (49)	7 (58)
Penalties	5 (53)	1 (46)
Possession Time	4 (29:48)	3 (31:07)
Punt Return Defense	7 (6.7)	9 (8.4)
Kickoff Return Defense	10 (23.2)	7 (21.0)
Turnovers Gained	4 (16)	7 (12)
Fumbles Gained	5 (6)	7 (5)
Red Zone Offense	7 (83.7%)	4 (88.1%)
Red Zone Defense	T3 (81.1%)	52 (81.8%)

AGAINST RANKED TEAMS

✓ Beginning with a 27-0 loss to Fordham on Oct. 18, 1941, West Virginia has played 147 games against nationally ranked teams. Of those, 41 have been Mountaineer victories.

✓ Since 2001, WVU has posted 19 victories over ranked teams.

NATIONAL POLLS

✓ In the Nov. 13 polls, WVU remains in the Top 10 in the Coaches' Poll at No. 9 and moves into the the No. 10 spot in the AP Poll

✓ In the Nov. 6 polls, WVU enters the Top 10 for the second time in 2016 in the Coaches' Poll and moves up to No. 11 in the AP Poll.

✓ After the Oklahoma State loss, WVU dropped out of the Top 10, ranking No. 14 in the AP Poll and No. 15 in Coaches' Poll.

✓ In the Oct. 23 polls, WVU moved into the Top 10, ranking No. 10 in the AP Press Poll and No. 9 in Coaches' Poll.

✓ West Virginia entered both polls for the first time on Oct. 2, appearing at No. 22 in the Associated Press Poll and No. 20 in the Coaches Poll.

✓ Posting a 4-0 record to open the 2016 season, WVU received votes in the coaches' poll on 9/18.

✓ That marked the first time the Mountaineers have been in the rankings since Sept. 27, 2015 when WVU was No. 23 in the AP Poll and No. 21 in the Coaches' Poll.

✓ Since 2011, Dana Holgorsen's squads have been ranked during five of his six years and have been among the Top 25 during 33 different weeks and in the Top 10 nine weeks.



ON NETWORK TELEVISION

- ✓ The ABC telecast of the WVU-Oklahoma game marks the 234th network television game for West Virginia.
- ✓ All-time WVU is 121-111-1 in nationally televised games.

MOST TOTAL WINS OVER THE LAST 14 YEARS (2003-16)

Rk.	School	Wins
1.	Boise State	155
2.	Oklahoma	143
3.	LSU	140
4.	Ohio State	138
5.	Wisconsin	132
6.	Oregon	131
	TCU	131
	Georgia	131
9.	Virginia Tech	128
10.	Clemson	127
11.	Florida	126
12.	USC	125
13.	Texas	124
	Utah	124
15.	Auburn	122
16.	West Virginia	120
	Florida State	120
18.	Alabama	119
	Louisville	119
19.	Navy	118
20.	Nebraska	117

BEST WINNING PERCENTAGE AWAY FROM HOME (ROAD OR NEUTRAL) OVER THE LAST 14 YEARS (2003-16)

Rk.	School	W-L	Winning %
1.	Ohio State	53-17	.757
2.	Boise State	68-22	.755
3.	Oklahoma	58-22	.725
4.	Georgia	55-26	.680
	TCU	55-26	.680
6.	Alabama	48-23	.676
7.	Texas	54-26	.675
8.	Virginia Tech	53-27	.663
	USC	53-27	.663
10.	Oregon	53-28	.654
11.	LSU	46-24	.657
12.	Utah	55-30	.647
13.	Florida	44-28	.611
14.	Navy	47-33	.589
15.	Wisconsin	47-33	.588
	West Virginia	47-33	.588

BEST HOME WINNING PERCENTAGE OVER THE LAST 14 YEARS (2003-16)

Rk.	School	W-L	Winning %
1.	Boise State	87-4	.955
2.	Oklahoma	77-7	.917
3.	Ohio State	85-12	.876
4.	LSU	93-15	.861
5.	Wisconsin	84-14	.858
6.	USC	71-13	.845
7.	TCU	76-16	.826
8.	Florida	75-18	.806
9.	Oregon	78-19	.804
10.	Clemson	82-21	.796
11.	Alabama	70-19	.787
12.	Utah	68-20	.772
13.	West Virginia	73-22	.768
14.	Georgia	75-25	.750
15.	Iowa	70-25	.739
16.	Virginia Tech	72-26	.735
17.	Troy	49-19	.721
18.	Texas Tech	67-27	.713



Ka'Raun**WHITE**

Skyler**HOWARD**

WEST VIRGINIA OFFENSE

- ✓ WVU's offensive roster includes 19 true freshmen, eight redshirt freshman, three sophomores, seven redshirt sophomores, one junior, eight redshirt juniors, two seniors and six redshirt seniors
- ✓ Twenty offensive players were used at Texas, including one quarterback, three running backs, three tight ends/fullbacks, six offensive linemen and seven wide receivers
- ✓ Three players saw action on 70 or more plays at Texas (Kyle Bosch, Skyler Howard, Tyler Orlosky), six on 60 or more plays and 11 on 50 or more plays
- ✓ Kennedy McKoy and Marcus Simms were the only true freshmen offensively who saw time at Texas and redshirt freshman Colton McKivitz saw action.
- ✓ In the Holgorsen era, WVU has thrown for 300 or more yards 33 times, 400 or more 11 times and 500 or more three times
- ✓ In 2016, Skyler Howard has completed 91 passes for more than 10 yards, 35 for more than 20 and 11 for more than 40 yards
- ✓ WVU and Missouri combined for 185 plays, setting a game-high output by two teams at Milan Puskar Stadium, besting the previous mark of 180 vs. Baylor on Sept. 29, 2012
- ✓ The top games for amount of plays during the Holgorsen era:
 - 108 - Maryland (2014)
 - 98 - Oklahoma State (2015)
 - 96 - Maryland (2015)
 - 96 - Towson (2014)
 - 94 - Texas Tech (2014)
 - 91 - Texas Tech (2012)
 - 91 - Oklahoma State (2012)
- ✓ WVU ran for 114 yards at Texas and has run for 150 or more yards in 19 of its last 22 games and 200 or more yards in nine of its last 14 games
- ✓ Against Kansas, Justin Crawford and Kennedy McKoy are the first two Mountaineers to have 100 yards rushing in the same game since Nov. 7, 2015 against Texas Tech
- ✓ WVU is ranked No. 4 in the Big 12 and No. 34 nationally in rushing offense averaging 211.4 yards per game
- ✓ In the Holgorsen era, WVU has rushed for 200 or more yards 24 times, 300 or more seven times and 400 or more twice
- ✓ WVU finished with 383 yards of total offense at Texas, and have had 400 or more yards in 17 of the last 22 games and has had 450 or more yards of total offense in seven of the past 13

- ✓ WVU's season-high 650 yards of total offense at Texas Tech was the No. 7 top total offensive performance in school history
- ✓ The Mountaineers are ranked No. 29 in passing efficiency nationally and No. 4 in the Big 12
- ✓ WVU is ranked No. 19 nationally in total offense, averaging 496.6 yards per game
- ✓ The Mountaineer offense has allowed an average of 1.78 sacks per game in 2016, ranking No. 2 in the Big 12
- ✓ The top games for total first downs in school history
 - 37 - Maryland (2015)
 - 36 - Washington & Lee (1923)
 - 35 - Syracuse (1993)
 - 34 - Colorado State (1980)
 - 33 - Maryland (2014)
 - 33 - Towson (2014)
 - 33 - Baylor (2014)
 - 33 - Baylor (2012)

Number of 40+ Yard Receptions since 2015

Name, School	2015	2016	Total
Taywan Taylor, Western Kentucky	11	12	23
Shelton Gibson, West Virginia	9	7	16
James Washington, Oklahoma State	8	7	15
Corey Davis, Western Michigan	7	7	14
Carlos Henderson, Louisiana Tech	6	8	14

Number of 50+ Yard Receptions since 2015

Name, School	2015	2016	Total
Taywan Taylor, Western Kentucky	8	6	14
Carlos Henderson, Louisiana Tech	5	6	11
Shelton Gibson, West Virginia	6	4	10
James Washington, Oklahoma State	5	5	10
Corey Davis, Western Michigan	5	4	9
Nicholas Norris, Western Kentucky	6	3	9

Number of 40+ Yard Passes since 2015

Name, School	2015	2016	Total
Patrick Mahomes, Texas Tech	21	13	34
Dane Evans, Tulsa	18	13	31
Mason Rudolph, Oklahoma State	16	13	29
Baker Mayfield, Oklahoma	11	18	29
Skyler Howard, West Virginia	16	11	27

Number of 50+ Yard Passes since 2015

Name, School	2015	2016	Total
Patrick Mahomes, Texas Tech	11	9	20
Skyler Howard, West Virginia	11	7	18
Nick Mullens, USM	9	9	18
Baker Mayfield, Oklahoma	7	10	17



Al-Rasheed **BENTON**

Shelton **GIBSON**

✓ When WVU has passed for 300 or more yards in the past 10 years, its record is 27-11.

300 or More Yards Passing (Last nine years)

656	Baylor (2012)	70-63/W
532	Arizona State (2015)	43-42/W
511	Maryland (2014)	40-37/W
469	Connecticut (2011)	43-16/W
463	LSU (2011)	21-47/L
448	James Madison (2012)	42-12/W
431	Norfolk State (2011)	55-12/W
410	Louisville (2011)	35-28/L
407	Kansas (2012)	59-10/W
407	Clemson (2011)	70-33/W
401	Oklahoma State (2012)	55-34/L
389	Youngstown State (2016)	38-21/W
388	at Maryland (2011)	37-31/W
376	Oklahoma (2014)	45-33/L
372	at Cincinnati (2011)	24-21/W
365	vs. Alabama (2014)	33-23/L
359	Georgia Southern (2015)	44-0/W
	Georgia State (2013)	41-7/W
	Towson (2014)	54-0/W
356	Iowa State (2013)	44-52/L
352	Rutgers (2010)	35-10/W
346	Texas A&M (2014)	45-37/L
338	Maryland (2012)	31-21/W
338	at Syracuse (2011)	49-23/L
334	East Carolina (2009)	35-20/W
332	vs. BYU (2016)	35-32/W
332	North Carolina (2008)	31-30/W
324	Marshall (2012)	69-34/W
322	Baylor (2014)	41-27/W
320	Oklahoma State (2013)	30-21/W
320	Oklahoma (2012)	50-49/L
318	Texas Tech (2016)	48-17/W
316	Marshall (2010)	24-21/W (OT)
313	Liberty (2015)	41-17/W
310	Kansas State (2012)	26-20/L
302	Kansas (2014)	33-14/W
302	Auburn (2009)	30-41/L
301	Texas Tech (2014)	37-34/W

Bold = Holgorsen Era

- ✓ WVU has converted 48 percent of its third-down attempts in 2016, ranking No. 17 nationally and No. 3 in the Big 12
- ✓ WVU is averaging 285.1 passing yards per game in 2016, ranking No. 25 nationally and No. 5 in the Big 12
- ✓ Daikiel Shorts and Shelton Gibson Jr. each had 100 yards receiving against Kansas, marking the first time that WVU has had two receivers with more than 100 yards receiving since the 2015 opener against Georgia Southern
- ✓ WVU has had at least one receiver with more than 100 yards receiving in nine of the past 12 games, dating back to Iowa State in 2015
- ✓ The Mountaineer offense has scored on 10 drives of 80 or more yards, including drives of 91, 89 and 83 at Texas Tech

- ✓ Shelton Gibson has 10 catches of 30 yards or more in 2016. Nine of the 10 have led to a WVU score, seven touchdowns and two field goals.
- ✓ Senior Daikiel Shorts Jr. leads the team with at least one reception in each of the last 22 games.
- ✓ The win over Kansas State marked the first time since 2005 that WVU had been shutout in the first half and came back to win the game.
- ✓ The 16 points scored against Kansas State marks the lowest amount of points that WVU has scored and still claimed victory in the Dana Holgorsen era.
- ✓ WVU has converted 57 percent of its fourth-down attempts in 2016, ranking No. 4 in the Big 12
- ✓ WVU has converted 57 percent of its fourth-down attempts, ranking No. 4 in the Big 12

WEST VIRGINIA DEFENSE


- ✓ WVU's defensive roster includes 20 true freshmen, 10 redshirt freshmen, one sophomore, three redshirt sophomores, nine juniors, four redshirt juniors, two seniors and 10 redshirt seniors
- ✓ Nineteen defensive players were used at Texas, including five defensive linemen, six linebackers, three cornerbacks and five safeties
- ✓ Two players were used on 100 or more plays (Justin Arndt, Jeremy Tyler), while seven players were used on 90 or more plays and nine were used on 80 or more plays
- ✓ WVU tied a season-high with four sacks at Texas, marking the most sacks since finishing with four at Texas Tech. WVU has recorded three or more sacks in four games in 2016.
- ✓ WVU has not allowed an opponent to complete more than 50 percent of its third-down attempts in 32 of the past 34 games. The streak was at 27 straight before the BYU game.
- ✓ West Virginia's defense hasn't allowed a Big 12 opponent to complete 50 percent or higher of its third-down attempts, in 26 of the past 27 games
- ✓ The WVU defense is ranked No. 28 nationally and No. 2 in the Big 12 in pass efficiency defense
- ✓ WVU has held its opponent to less than 300 yards passing 24 times in the past 35 games, including 12 of the last 15 games
- ✓ Since the beginning of the 2014 season, WVU held its opponents to less than 100 yards rushing 10 times, 15 times under 150 yards and 24 times under 200 yards

WVU'S MULTI 100-YARD RECEIVING GAMES

Season	2 100-yard Receivers	3 100-yard Receivers	Total
2016	1	0	1
2015	1	0	1
2014	3	0	3
2012	2	1	3
2011	3	1	4
1998	1	0	1
1997	1	0	1
1996	2	0	2
1995	2	0	2
1994	1	0	1
1993	2	0	2
1972	1	0	1

WVU'S MULTI 100-YARD RECEIVING GAMES

11/5/16	Kansas Daikiel Shorts (7/104/1) Shelton Gibson (4/102/2)	W/48-21
9/5/15	Georgia Southern Shelton Gibson (3/130/1) Jovon Durante (3/121/1)	W/44-0
10/11/14	at Texas Tech Kevin White (13/123/1) Jordan Thompson (6/109/1)	W, 37-34
9/20/14	Oklahoma Kevin White (10/173/1) Mario Alford (7/101/1)	L, 33-45
9/13/14	at Maryland Kevin White (13/216/1) Mario Alford (11/131/2)	W, 40-37
12/1/12	Kansas Stedman Bailey (11/159/2) Tavon Austin (4/110/0)	W, 59-10
9/29/12	Baylor Stedman Bailey (13/303/5) Tavon Austin (14/215/2) J.D. Woods (13/114/1)	W, 70-63
9/15/12	James Madison Stedman Bailey (13/173/3) Tavon Austin (11/113/1)	W, 42-12
11/12/11	at Cincinnati Tavon Austin (9/126/0) Stedman Bailey (6/104/1)	W, 24-21
10/8/11	Connecticut Stedman Bailey (7/178/2) Ivan McCartney (6/131/0)	W, 43-16
9/24/11	LSU Tavon Austin (11/187/0) Stedman Bailey (8/115/1)	L, 21-47
9/17/11	at Maryland Tavon Austin (11/122/0) Stedman Bailey (8/113/1) Ivan McCartney (8/101/0)	W, 37-31
11/27/98	at Pitt Shawn Foreman (5/115/1) Khorl Ivy (6/113/2)	W, 52-14
12/29/97	Georgia Tech Jerry Porter (4/124/2) Shawn Foreman (12/110/0)	L, 30-35
11/9/96	at Rutgers David Saunders (11/178/2) Shawn Foreman (6/164/2)	W, 55-14
10/5/96	Boston College David Saunders (8/191/1) Rahsaan Vanterpool (9/152/1)	W, 34-17
11/4/95	Rutgers David Saunders (8/149/2) Lovett Purnell (3/134/2)	W, 59-26
9/2/95	Purdue Lovett Purnell (8/149/0) David Saunders (6/130/0)	L, 24-26
10/15/94	at Pitt Rahsaan Vanterpool (9/205/2) Zach Abraham (6/180/2)	W, 47-41
11/6/93	Rutgers Mike Baker (8/172/2) Jay Kearney (4/106/0)	W, 58-22
9/18/93	at Maryland Mike Baker (8/126/1) Jay Kearney (3/104/1)	W, 42-37
9/23/72	at Virginia Marshall Mills (7/132/1) Danny Buggs (3/113/2)	W, 48-10



Maurice FLEMING

David LONG

WEST VIRGINIA DEFENSE

- ✓ WVU held Texas Tech's running attack to just 34 yards, the fewest number of rushing yards since Kansas State finished with one in 2014
- ✓ During the past two seasons, WVU held its opponents to less than 35 percent on third down 23 times; less than 30 percent 13 times
- ✓ With three forced turnovers at Texas, the WVU defense has forced a turnover in eight of the nine games in 2016 and 13 of the last 15 games
- ✓ Dating back to 2014 under Tony Gibson, the defense has forced a turnover in 27 of 35 games
- ✓ WVU's defense is giving up 20.6 points per game during the 2016 season, ranking No. 19 nationally and leading the Big 12 in scoring defense
- ✓ WVU's defense has held Big 12 opponents to fewer than 25 points in nine of the past ten games
- ✓ WVU's defense has 10 interceptions in 2016, ranking, which is tied for No. 2 in the Big 12
- ✓ WVU has three defensive backs, Rasul Douglas, Maurice Fleming and Jeremy Tyler, who are ranked in the top 12 in the Big 12 in passes defended, which is the most of any team in the conference
- ✓ After intercepting a pass against Texas, Douglas is now tied for No. 2 nationally and No. 1 in the league in interceptions
- ✓ WVU's defense ranks No. 4 in the Big 12 in first downs allowed
- ✓ The WVU defense gave up a season-low 17 first downs against Oklahoma State, tying Kansas State earlier this year.
- ✓ WVU's defense faced a total of 100 plays against Texas, which marks the second time in 2016 that the defense has played 100 plays. Prior to 2016, the defense has seen 100 or more plays just once in the Holgorsen era.
- ✓ The top games for amount of defensive plays during the Holgorsen era:
 1. 101 - Marshall (2012)
 2. **100 - Missouri (2016)**
100 - Texas (2016)
 3. 94 - Baylor (2013)
 4. 92 - Iowa State (2013)
92 - Baylor (2012)
 6. 90 - Iowa State (2014)
90 - Texas (2013)
 8. 89 - Syracuse (2012)

WEST VIRGINIA SPECIAL TEAMS

- ✓ In 2016, West Virginia features a new long snapper (Nick Meadows), holder (Billy Kinney), kicker (Mike Molina) and punter (Billy Kinney)
- ✓ Key note about the new specialists is that all three hail from West Virginia. Meadows (Williamstown), Kinney (Morgantown) and Molina (Hurricane)
- ✓ Molina is 14-of-19 on field goals; long of 44
- ✓ Molina is No. 1 in the Big 12 Conference and No. 17 nationally in FGs made per game
- ✓ Molina is No. 5 in the Big 12 and No. 60 nationally in field goal percentage
- ✓ Molina ranks No. 7 in Big 12 scoring and No. 4 in Big 12 scoring by kickers
- ✓ Kinney ranks No. 41 nationally in scoring
- ✓ Kinney is No. 2 in Big 12 punting, averaging 44.1 yards per punt. He is No. 24 nationally
- ✓ Shelton Gibson ranks No. 4 in the Big 12 in kickoff returns and No. 44 nationally (23.4)
- ✓ Gary Jennings ranks No. 4 in Big 12 punt returns
- ✓ The top national ranking for WVU in special teams categories is No. 28 in kickoff returns followed by No. 29 in net punting
- ✓ The top Big 12 ranking for the Mountaineers in special teams categories is No. 4 in kickoff return followed by No. 6 in punt return defense
- ✓ Gibson and Jennings are the only WVU players to register returns on special teams in 2016
- ✓ Special teams notes vs. Texas showed a 44.6 punting avg. with a long of 50 yards twice, one made field goal of 44 yards, which was a season long, a season high 65.0 kickoff avg. and a long kickoff return of 20 yards. The Mountaineers also blocked a Texas field goal attempt

- ✓ Top special teams tacklers vs. Texas were Shane Commodore with two tackles on kickoff return defense followed by three other players (Xavier Preston, Rasul Douglas and Marvin .. Gross with one tackle each on special teams.
- ✓ Strong special teams effort vs. TCU, forcing two Horned Frog turnovers on kickoffs
- ✓ Marvin Gross Jr. leads the team in special teams tackles with eight, followed by Commodore with six and Nana Kyeremeh with five.

EIGHT BALL

- ✓ The Mountaineers' 24-20 win at Texas on Nov. 12 marks WVU's eighth win of the 2016 season.
- ✓ WVU has posted eight or more wins for the second straight year, 11 of the past 15 years and 37th time in school history.

SEVEN UP

- ✓ The Mountaineers' 48-21 win over Kansas on Nov. 5 marked WVU's seventh win of the 2016 season.
- ✓ WVU has posted seven or more wins in 14 of the past 15 years and the 50th year all-time.

BOWL ELIGIBLE

- ✓ With its sixth win of the 2016 season against TCU, WVU now is bowl eligible for the third straight season, fifth under head coach Dana Holgorsen and 34th bowl game in school history.
- ✓ In 2015, WVU defeated Arizona State, 43-42, in the Motel 6 Cactus Bowl in Phoenix, Ariz.

TOP 5 COACH

- ✓ With WVU's 24-20 win at Texas on Nov. 12, WVU coach Dana Holgorsen earned his 44th win as the Mountaineers' head coach. He tied Ira Errett Rodgers (44) for fourth place and needs one more win to take sole possession of fourth place and needs 14 more wins to tie Art Lewis for third place on the school's win chart.

WVU'S WEEK-BY-WEEK NATIONAL RANKINGS

Week	AP	USA Today	CFP
Preseason	--	--	--
Sept. 4	RV	RV	--
Sept. 11	--	RV	--
Sept. 18	--	RV	--
Sept. 25	RV	RV	--
Oct. 3	22	20	--
Oct. 8	20	18	--
Oct. 16	12	13	--
Oct. 23	10	9	--
Oct. 30	14	15	20
Nov. 6	11	10	16
Nov. 13	10	9	

DANA HOLGORSEN YEAR-BY-YEAR COMPARISON (AFTER 9 GAMES)

	2016	2015	2014	2013	2012	2011
Scoring Offense	32.2	33.0	36.1	23.7	40.0	38.2
Scoring Defense	20.6	27.6	25.7	30.0	41.4	27.4
Rushing Offense	211.4	224.2	182.4	146.6	132.7	126.8
Rushing Defense	156.0	187.7	176.4	176.6	134.6	129.9
Passing Offense	285.1	227.8	325.8	250.8	347.6	361.0
Pass Defense	253.8	238.7	212.6	276.1	343.6	202.0
Total Offense	496.6	452.0	508.2	397.3	480.2	487.8
Total Defense	409.8	426.3	389.0	452.7	478.1	331.9
Total Turnovers (WVU/Opp)	16/16	16/22	20/8	21/23	9/14	14/14
WVU Turnovers (Int/Fumbles)	10/6	10/6	7/13	10/11	4/5	6/8
Opp Turnovers (Int/Fumbles)	10/6	16/6	7/1	10/13	7/7	9/5
Third Down Conv.	62/129 (48%)	57/142 (40%)	76/161 (47%)	42/136 (31%)	59/135 (44%)	54/122 (44%)
Opponent Third Down	64/150 (43%)	45/133 (34%)	44/142 (31%)	62/141 (44%)	60/129 (47%)	52/137 (38%)
Sacks By	17	17	15	13	21	14
Sacks Against	16	25	21	18	16	16

PRONUNCIATION GUIDE

LAST NAMES

Arndt (Justin)	like Yarn-dt
Behrndt (Chase)	like parent
Buccigossi (Jacob)	Bootch-i-grose-E
Cajuste (Yodny)	ka-JUST
Carozza (D.J.)	kuh-rose-uh
Chugunov (Chris)	chug-uh-nov
Durante (Jovon)	duh-rant
Groh (John)	Grow
Gross (Marvin)	Grose
Kyeremeh (Nana)	Ky-rum
Lazard (Marcell)	Lah-zard
Mahone (Sean)	muh-hone
Matteo (Tony)	muh-TAY-O
Nwachukwu (Noble)	wah-Chew-oo
Orlosky (Tyler)	or-Losk-E
Pegues (Xavier)	pah-Geese
Sandwisch (Zach)	sandwich
Seider (Ja'HShaun)	Sy-der
Sharif (Khairi)	share-EEF
Thimons (Logan)	timmons
Vucelik (Matt)	Voo-selek

FIRST NAMES

Daikiel (Shorts)	da-Keel
Deamonte (Lindsay)	Dee-a-monty
Dontae (Angus)	Don-tay
Dravon (Henry)	Dray-vaughn
Hodari (Christian)	hoe-Darr-E
Jaleel (Fields)	jah-leel
Ja'HShaun (Seider)	Ja-Shaun
Jacquez (Adams)	Jock-ez
Jashawn (Banks)	Juh-shawn
Jovon (Durante)	Joe-vaughn
Ka'Raun (White)	kuh-ron
Khairi (Shariff)	kuh-harr-E
Kyzir (White)	KI-zeer
Rasul (Douglas)	Ra-sewell
Rushel (Shell)	rush-ell
Toyous (Avery)	Toy-es
Trevon (Wesco)	Trev-on
Xavier (Pegues)	X-zay-vee-err
Xavier (Preston)	X-zay-vee-err

Online Pronunciation Guide

✓ A pronunciation guide provided by TheNameEngine.com also can be found at WVUsports.com on the football roster page. To hear a pronunciation of these names, click on the ear icon beside the name and a correct pronunciation will be provided.

NCAA ALL-TIME LEADERS BY VICTORIES

Team	Years	Games	Record	Pct.
1. Michigan	138	1,301	945-332-36	.740
2. Notre Dame	129	1,256	896-318-42	.730
3. Texas	125	1,282	891-358-33	.708
4. Nebraska	129	1,298	888-370-40	.700
5. Ohio State	129	1,258	884-321-53	.724
6. Alabama	123	1,244	874-326-43	.720
7. Oklahoma	123	1,243	869-321-53	.720
8. Penn State	131	1,290	864-384-41	.686
9. Tennessee	121	1,254	827-374-53	.681
10. USC	124	1,209	819-336-54	.700
11. Georgia	124	1,263	792-417-54	.648
12. LSU	124	1,230	776-407-47	.650
13. Auburn	125	1,224	748-430-47	.630
14. West Virginia	125	1,263	735-483-45	.600
15. Virginia Tech	124	1,231	725-461-46	.608
16. Texas A&M	123	1,241	724-469-48	.603
17. Georgia Tech	125	1,253	721-489-43	.593
18. Pitt	128	1,273	711-519-43	.575



125 YEARS OF WVU FOOTBALL

- ✓ The 2016 football season marks the 125th year of football at West Virginia.
- ✓ As part of the 125th year celebration, fans can visit a website devoted to the special season – WVUsports.com/125 - which has special features, classic videos, interactive graphics and fan poll voting.
- ✓ Fans are also encouraged to use the hashtag #WVU125 when posting photos and videos throughout the season.

MOUNTAINEER ENERGIZERS

- ✓ When looking at career plays logged by Mountaineer players, 17 players have seen action on more than 1,000 plays and four players have more than 2,000.
- ✓ Leading the group in career plays are senior offensive lineman Tyler Orlosky, who has recorded 3,244 plays over his career, 3,081 offensive plays and 163 on special teams. Senior offensive lineman Adam Pankey has seen action on 2,726 plays, 2,548 on offense and 178 on special teams. Senior wide receiver Daikiel Shorts Jr. has been used on 2,499 plays, 2,269 on offense and 230 on special teams.

NFL MOUNTAINEERS

✓ There are 21 former Mountaineers on NFL rosters in 2016, playing for 15 different teams.



Daryl Worley
Nick Kwiatkowski
Kevin White
Will Clarke
Adam Jones
Don Barclay
KJ Dillon
Pat McAfee
Tavon Austin
Will Johnson
J.T. Thomas
Geno Smith
Bruce Irvin
Karl Joseph
Najee Goode
Wendell Smallwood
Mark Glowinski
Charles Sims
Keith Tandy
Quinton Spain
Terence Garvin

Carolina Panthers
Chicago Bears
Chicago Bears
Cincinnati Bengals
Cincinnati Bengals
Green Bay Packers
Houston Texans
Indianapolis Colts
Los Angeles Rams
New York Giants
New York Giants
New York Jets
Oakland Raiders
Oakland Raiders
Philadelphia Eagles
Philadelphia Eagles
Seattle Seahawks
Tampa Bay Buccaneers
Tampa Bay Buccaneers
Tennessee Titans
Washington Redskins

2016 HOME AND AWAY

	Att-Yds-Avg	Avg/Gm
Rushing		
Home (5-0)	224-1,099-4.9	219.8
Away (3-1)	160-804-5.0	201.0
Passing	Comp-Att-Yds-TD-Int	Avg/Gm
Home (5-0)	100-162-1,435-13-4	287.0
Away (3-1)	97-145-1,131-4-6	282.8
Total Offense	Rush-Pass-Total	Avg/Gm
Home (5-0)	1,099-1,435-2,534	506.8
Away (3-1)	804-1,131-1,935	483.8
Rush Defense	Att-Yds-Avg	Avg/Gm
Home (5-0)	196-787-4.0	157.4
Away (3-1)	148-617-4.2	154.2
Pass Defense	Comp-Att-Yds-TD-Int	Avg/Gm
Home (5-0)	88-182-1,107-5-5	221.4
Away (3-1)	112-172-1,177-8-5	294.2
Total Defense	Rush-Pass-Total	Avg/Gm
Home (5-0)	787-1,107-1,894	378.8
Away (3-1)	617-1,177-1,794	448.5



WEST VIRGINIA SEASON RANKINGS

TOTAL OFFENSE PLAYS/YARDS

1. Geno Smith/2012	584/4,356
2. Geno Smith/2011	582/4,352
3. Skyler Howard/2015	560/3,647
4. Marc Bulger/1998	452/3,515
5. Clint Trickett/2014	461/3,179
6. Pat White/2007	413/3,059
7. Major Harris/1989	400/2,994
8. Geno Smith/2010	478/2,980
9. Pat White/2006	344/2,874
10. Skyler Howard/2016	392/2,836
11. Pat White/2008	465/2,816
12. Rasheed Marshall/2004	411/2,747
13. Jarrett Brown/2009	413/2,610
14. Major Harris/1988	320/2,525

PASSING YARDS COMP./ATT./YARDS

1. Geno Smith/2011	346/526/4,385
2. Geno Smith/2012	369/518/4,205
3. Marc Bulger/1998	274/419/3,607
4. Clint Trickett/2014	281/419/3,285
5. Skyler Howard/2015	221/403/3,145
6. Geno Smith/2010	241/372/2,763
7. Skyler Howard/2016	196/304/2,562
8. Bernie Galiffa/1972	164/334/2,496
9. Marc Bulger/1997	192/323/2,465
10. Oliver Luck/1981	216/394/2,448
11. Jeff Hostetler/1983	173/309/2,345
12. Jarrett Brown/2009	187/296/2,144

PASSING COMPLETIONS

1. Geno Smith/2012	369
2. Geno Smith/2011	346
3. Clint Trickett/2014	281
4. Marc Bulger/1998	274
5. Geno Smith/2010	241
6. Skyler Howard/2015	221
7. Oliver Luck/1981	216
8. Skyler Howard/2016	196
9. Marc Bulger/1997	192
10. Jarrett Brown/2009	187
11. Pat White/2008	180
12. Jeff Hostetler/1983	173

PASSING ATTEMPTS

1. Geno Smith/2011	526
2. Geno Smith/2012	518
3. Clint Trickett/2014	419
4. Marc Bulger/1998	419
5. Skyler Howard/2015	403
6. Oliver Luck/1981	394

7. Geno Smith/2010	372
8. Chad Johnston/1996	334
9. Bernie Galiffa/1972	334
10. Marc Bulger/1997	323
11. Jeff Hostetler/1983	309
12. Skyler Howard/2016	304
13. Jarrett Brown/2009	296
14. Jeff Hostetler/1982	292
15. Pat White/2008	274
16. Mike Sherwood/1968	264

TOUCHDOWN PASSES

1. Geno Smith/2012	42
2. Geno Smith/2011	31
3. Marc Bulger/1998	31
4. Skyler Howard/2015	26
5. Geno Smith/2010	24
6. Pat White/2008	21
7. Rasheed Marshall/2004	19
8. Oliver Luck/1980	19
9. Clint Trickett/2014	18
10. Skyler Howard/2016	17
Major Harris/1989	17
Bernie Galiffa/1972	17
13. Chad Johnston/1994	16
Jeff Hostetler/1983	16
Oliver Luck/1981	16

TOUCHDOWN RESPONSIBLE FOR

1. Geno Smith/2012	44
2. Geno Smith/2011	33
3. Skyler Howard/2015	32
4. Pat White/2006	31
5. Marc Bulger/1998	31
6. Ira Errett Rodgers/1919	30
7. Pat White/2008	29
8. Pat White/2007	28
9. Geno Smith/2010	24
10. Skyler Howard/2016	23
11. Rasheed Marshall/2004	23
Major Harris/1989	23
13. Oliver Luck/1980	22

FIELD GOALS MADE

1. Josh Lambert/2014	30
2. Paul Woodside/1982	30
3. Josh Lambert/2015	21
Paul Woodside/1983	21
5. Charlie Baumann/1988	20
6. Josh Lambert/2013	17
Pat McAfee/2008	17
Pat McAfee/2006	17
9. Tyler Bitancurt/2011	16

10. Jay Taylor/1997	15
Jay Taylor/1996	15
Mike Vanderjagt/1992	15
Paul Woodside/1984	15
14. Mike Molina/2016	14
15. Tyler Bitancurt/2009	13
Pat McAfee/2007	13
Brenden Rauh/2001	13
Jay Taylor/1999	13
Bryan Baumann/1994	13
Charlie Baumann/1987	13

WEST VIRGINIA CAREER RANKINGS

TOTAL OFFENSE PLAYS/YARDS

1. Geno Smith/2009-11	1,710/12,004
2. Pat White/2005-08	1,467/10,529
3. Marc Bulger/1996-98	1,100/7,827
4. Rasheed Marshall/2001-04	1,286/7,598
5. Skyler Howard/2014-16	1,084/7,452
6. Major Harris/1987-89	1,018/7,334
7. Oliver Luck/1978-81	1,278/6,282

RUSHING YARDS CARRIES/YARDS

1. Avon Cobourne/1999-2002	1,050/5,164
2. Pat White/2005-08	684/4,480
3. Noel Devine/2007-10	728/4,315
4. Amos Zereoue/1996-98	786/4,086
5. Steve Slaton/2005-06	664/3,923
6. Arthur Owens/1972-75	416/2,648
7. Robert Walker/1992-95	529/2,620
8. Quincy Wilson/1999-2003	474/2,608
9. Wendell Smallwood/2013-15	425/2,462
10. Robert Alexander/1977-80	491/2,456
11. Undra Johnson/1985-88	442/2,211
12. Robert Gresham/1968-70	417/2,181
13. Garrett Ford Sr./1965-67	453/2,166
14. Major Harris/1987-89	434/2,161
15. Adrian Murrell/1990-92	430/2,097
16. Rasheed Marshall/2001-04	491/2,040
17. Rushel Shell III/2014-16	441/2,001
18. Dwayne Woods/1973-76	406/1,970
19. Anthony "A.B." Brown/1987-88	377/1,937

QUARTERBACK RUSHING YARDS CARRIES/YARDS

1. Pat White/2005-08	684/4,480
2. Major Harris/1987-89	432/2,161
3. Rasheed Marshall/2001-02	491/2,040
4. Jarrett Brown/2006-09	234/1,138
5. Skyler Howard/2014-16	267/916
6. Fred Wyant/1952-55	303/793

RUSHING ATTEMPTS CARRIES

1. Avon Cobourne/1999-2002	1,050
2. Amos Zereoue/1996-98	786
3. Noel Devine/2007-10	728
4. Pat White/2005-08	684
5. Steve Slaton/2005-06	664
6. Robert Walker/1992-95	529
7. Robert Alexander/1977-80	491
8. Rasheed Marshall/2001-04	491
9. Quincy Wilson/1999-2003	474
10. Garrett Ford Sr./1965-67	453
11. Undra Johnson/1985-88	442
12. Rushel Shell III/2014-16	441

RUSHING TOUCHDOWNS TOUCHDOWNS

1. Steve Slaton/2005-07	50
2. Pat White/2005-08	47
3. Avon Cobourne/1999-2002	42
Ira Errett Rodgers/1915-19	42
5. Amos Zereoue/1996-98	40
6. Noel Devine/2007-10	29
7. Rasheed Marshall/2001-04	24
8. Kerry Marbury/1971-72	22
9. Undra Johnson/1985-88	21



10. Rushel Shell III/2014-16	20
Quincy Wilson/1999-2003	20
Fred Wyant/1952-55	20

RECEPTIONS **YARDS/CATCHES**

1. Tavon Austin/2009-12	3,413/288
2. Stedman Bailey/2010-12	3,218/210
3. Jock Sanders/2007-10	1,980/206
4. David Saunders/1995-98	2,608/191
5. Shawn Foreman/1995-98	2,347/169
6. Daikiel Shorts Jr./2013-16	2,122/165
7. Khorl Ivy 1997-2000	2,402/160
8. Antonio Brown/1998-2001	1,905/155

RUNNING BACK RECEPTIONS **CATCHES/YARDS**

1. Noel Devine/2007-10	98/710
2. Tom Gray/1982-84	73/622
3. Mickey Walczak/1978-82	69/469
4. Wendell Smallwood/2013-15	68/618
5. Steve Slaton/2005-07	65/805
6. Robert Alexander/1977-80	61/551
7. Avon Cobourne/1999-2002	59/459
8. Amos Zereoue/1996-98	55/374
9. Jim Braxton/1968-70	54/906
10. Rushel Shell III/2014-16	48/335
Andrew Buie/2011-12, 14	48/477

RECEIVING YARDS **CATCHES/YARDS**

1. Tavon Austin/2009-12	288/3,413
2. Stedman Bailey/2010-12	210/3,218
3. David Saunders/1995-98	191/2,608
4. Khorl Ivy 1997-2000	160/2,402
5. Shawn Foreman/1995-98	169/2,347
6. Daikiel Shorts Jr./2013-16	165/2,122
7. Rahsaan Vanterpool/1993-96	126/2,022
8. Kevin White/2013-14	144/1,954
9. Jock Sanders/2007-10	206/1,980
10. Rich Hollins/1980-83	104/1,968
11. Cedric Thomas/1976-80	110/1,930
12. Antonio Brown/1998-2001	155/1,905
13. Chris Henry/2003-04	93/1,878
14. Darrell Miller/1978-82	111/1,799
15. Danny Buggs/1972-74	86/1,796
16. Steve Lewis/1974-78	111/1,718
17. Shelton Gibson/2013-16	76/1,648
18. Darius Reynaud/2005-07	133/1,550

RUNNING BACK RECEIVING YARDS **YARDS/CATCHES**

1. Jim Braxton/1968-70	906/54
2. Steve Slaton/2005-07	805/65
3. Noel Devine/2007-10	710/98
4. Tom Gray/1982-84	622/73
5. Wendell Smallwood/2013-15	618/68
6. Robert Alexander/1977-80	551/61
7. Mickey Walczak/1978-82	469/69
8. Avon Cobourne/1999-2002	459/59
9. Andrew Buie/2011-12	477/48
10. Wendell Smallwood/2013-14	458/42
11. Charles Sims/2013	401/45
12. Amos Zereoue/1996-98	374/55
13. Adrian Murrell/1991-92	344/32
14. Rodney Woodard/1991-93	340/45
15. Robert Gresham/1968-70	340/30
16. Rushel Shell III/2014-16	335/48

TOUCHDOWN RECEPTIONS **TOUCHDOWNS**

1. Stedman Bailey/2010-12	41
2. Tavon Austin/2009-12	29
3. Cedric Thomas/1976-80	23
4. Chris Henry/2003-04	22
5. Darius Reynaud/2005-07	19
Khorl Ivy/1997-2000	19

7. David Saunders/1995-98	18
Reggie Rembert/1988-89	18
9. Shawn Foreman/1995-98	16
Rich Hollins/1981-83	16
11. Shelton Gibson/2014-16	15
Kevin White/2013-14	15
Danny Buggs/1972-74	15
14. Jock Sanders/2007-10	14
15. Daikiel Shorts Jr./2013-16	13
Mario Alford/2013-14	13
Brandon Myles/2004-06	13
18. Rahsaan Vanterpool/1993-96	12

YARDS PER RECEPTION (MIN. 50) **AVERAGE**

1. Shelton Gibson/2014-16	21.7
2. Danny Buggs/1972-74	20.9
3. James Jett/1989-92	20.7
4. Chris Henry/2003-04	20.2

PASSING YARDS **COMP./ATT./YARDS**

1. Geno Smith/2009-12	988/1,465/11,662
2. Marc Bulger/1996-99	630/1,023/8,153
3. Skyler Howard/2014-16	473/817/6,536
4. Pat White/2005-08	507/783/6,049

PASSING ATTEMPTS **ATTEMPTS**

1. Geno Smith/2009-11	1,465
2. Marc Bulger/1996-99	1,023
3. Oliver Luck/1978-81	911
4. Chad Johnston/1993-96	839
5. Skyler Howard/2014-16	817
6. Rasheed Marshall/2001-04	795
7. Pat White/2005-08	783

PASSING COMPLETIONS **COMPLETIONS**

1. Geno Smith/2009-12	988
2. Marc Bulger/1996-99	630
3. Pat White/2005-08	507
4. Skyler Howard/2014-16	473
5. Oliver Luck/1978-81	466
6. Rasheed Marshall/2001-04	433

TOUCHDOWN PASSES **TOUCHDOWNS**

1. Geno Smith/2009-12	98
2. Marc Bulger/1996-99	59
3. Pat White/2005-08	56
4. Skyler Howard/2014-16	51
5. Rasheed Marshall/2001-04	45

PASSING EFFICIENCY (MIN. 100 ATT.)

1. Geno Smith/2009-12	153.52
2. Jake Kelchner/1992-93	148.42
3. Pat White/2005-08	147.37
4. Major Harris/1987-89	143.31
5. Marc Bulger/1996-99	140.93
6. Skyler Howard/2014-16	140.06

COMPLETION PERCENTAGE (MIN. 100 ATT.)

1. Geno Smith/2009-12674
2. Pat White/2005-08648
3. Jarrett Brown/2006-09637
4. Clint Trickett/2013-14620
5. Marc Bulger/1996-99616
6. Jake Kelchner/1992-93601
7. Skyler Howard/2014-16579
8. Mike Sherwood/1968-70574

INTERCEPTION AVOIDANCE (MIN. 100 ATT.)

1. Geno Smith/2009-12	0143
2. Clint Trickett/2013-14	0261
3. Skyler Howard/2014-16	0280

KICKOFF RETURN YARDAGE **YARDS/RETURNS**

1. Tavon Austin/2009-12	2,407/97
2. Shawn Terry/1999-2001	1,747/63
3. Adam Jones/2002-04	1,475/59
4. Willie Drewrey/1981-84	1,329/54
5. Nate Terry/1997-99	1,285/51
6. Rahsaan Vanterpool/1993-96	1,163/51
7. Darius Reynaud/2005-07	1,126/42
8. Arthur Owens/1972-75	1,122/48
9. James Jett/1989-92	1,086/50
10. Mark Rodgers/2008-09	1,083/49
11. Shelton Gibson/2014-16	1,078/44
12. Fulton Walker/1977-80	1,066/51
13. Mario Alford/2013-14	972/37

KICKOFF RETURN AVERAGE (MIN. 25 ATT.)

1. Shawn Terry/1999-2001	27.7
2. Darius Reynaud/2005-07	26.8
3. Mario Alford/2013-14	26.3
4. Robert Gresham/1968-70	25.6
5. Nate Terry/1997-99	25.2
6. Kerry Marbury/1971-72	25.1
7. Adam Jones/2002-04	25.0
8. Shelton Gibson/2014-16	24.5

TOUCHDOWNS RESPONSIBLE FOR **TOUCHDOWNS**

1. Pat White/2005-08	103
2. Geno Smith/2009-12	102
3. Rasheed Marshall/2001-04	69
4. Ira Errett Rodgers/1915-19	66
5. Skyler Howard/2014-16	63
6. Marc Bulger/1996-99	61

TACKLES FOR LOSS **TFLS**

1. Julian Miller/2007-11	49
2. Grant Wiley/2000-03	46
3. James "Dirty" Davis/1998-2002	40
4. Kyle Kayden/1997-2000	39
5. David Upchurch/1998-00	34
6. Mike Lorello/2002-05	32
Will Clarke/2010-13	32
8. Delbert Fowler/1977-80	30
Adam Lehnort/2001-04	30
Bruce Irvin/2010-11	30
11. Noble Nwachukwu/2013-16	28
Henry Slay/1994-97	28
Johnny Dingle/2005-07	28
J.T. Thomas/2006-10	28
Nick Kwiatkoski/2012-15	28
Eric Wicks/2004-07	28
17. Darryl Talley/1979-82	27
Najee Goode/2008-11	27

QUARTERBACK SACKS **SACKS**

1. Canute Curtis/1993-96	35
2. Gary Stills/1996-98	26
3. Bruce Irvin/2010-11	23
4. Renaldo Turnbull/1986-89	19
5. Darryl Talley/1979-82	18
6. Delbert Fowler/1977-80	17
Julian Miller/2007-11	17
8. Henry Slay/1994-97	16
Ken Landolt/1995-98	16
10. John Thornton/1995-98	15
Chris Parker/1985-88	15
12. Noble Nwachukwu/2013-16	14.5
13. Mike Fox/1986-89	14
Barry Hawkins/1991-94	14
James "Dirty" Davis/1998-02	14
Steve Hathaway/1998-02	14
Brad Hunt/1984-87	14



WEST VIRGINIA TOP OFFENSIVE PERFORMANCES

MOUNTAINEER TOP RUSHING MARKS

1. 569	Washington & Lee	November 10, 1923
2. 536	East Carolina	September 28, 2002
3. 517	Connecticut	November 24, 2007
4. 478	East Carolina	September 4, 2004
5. 457	Syracuse	October 14, 2006
6. 458	Oklahoma	November 17, 2012
7. 451	Pitt	November 24, 2005
8. 446	Syracuse	October 30, 1993
446	Rutgers	November 3, 2001
10. 437	Pitt	November 16, 2006
11. 427	Cincinnati	October 17, 1987
12. 426	Kansas	November 21, 2015
13. 397	East Carolina	September 22, 2007
14. 394	Eastern Washington	September 9, 2006
15. 382	Georgia	January 2, 2006
16. 379	Washington & Lee	November 10, 1923
379	East Carolina	November 7, 1992
18. 378	Pitt	September 29, 1990
19. 376	West Virginia Wesleyan	October 1, 1938
376	Louisville	November 22, 2008

MOUNTAINEER TOP PASSING MARKS

1. 656	Baylor	September 29, 2012
2. 532	Arizona State	January 2, 2016
3. 511	Maryland	September 13, 2014
4. 469	UConn	October 8, 2011
5. 463	LSU	September 24, 2011
6. 452	Missouri	December 26, 1998
7. 448	James Madison	September 15, 2012
8. 431	Norfolk State	September 10, 2011
9. 416	Pitt	September 28, 1968
10. 410	Louisville	November 5, 2011

12. 409	Pitt	November 27, 1998
13. 407	Kansas	December 1, 2012
407	Clemson	January 4, 2012
15. 401	Oklahoma State	November 10, 2012
16. 396	Pitt	October 15, 1994
17..390	Purdue	September 2, 1995
18. 389	Youngstown State	September 10, 2016
19. 388	Maryland	September 17, 2011
20. 380	Miami	October 24, 1998
21. 376	Oklahoma	September 20, 2014
22. 372	Cincinnati	November 12, 2011
23. 371	Rutgers	November 9, 1996
24. 365	Boston College	October 5, 1996
365	Alabama	August 31, 2014

MOUNTAINEER TOP TOTAL OFFENSE

1. 807	Baylor	September 29, 2012
2. 778	Oklahoma	November 17, 2012
3. 694	Maryland	September 13, 2014
4. 676	Arizona State	January 2, 2016
5. 674	Washington & Lee	November 10, 1923
6. 655	Marshall	September 1, 2012
7. 654	Syracuse	October 30, 1993
8. 650	Texas Tech	October 15, 2016
9. 647	Kansas	December 1, 2012
10. 643	Bowling Green	October 1, 2011
11. 641	Pitt	October 2, 1965
641	Pitt	November 16, 2006
13. 630	Kansas	November 21, 2015
14. 627	Rutgers	November 3, 2001
15. 624	Youngstown State	September 10, 2016
624	Connecticut	November 24, 2007
17. 623	Pitt	November 27, 1999
18. 621	East Carolina	September 4, 2004

CHARTING WVU PLAYERS OF THE WEEK

Game	O-Champ	D-Champ	ST-Champ	O-Scout	D-Scout	Big 12
Missouri	D. Shorts	J. Arndt	M. Molina	A. Marengo	C. Behrndt	
Youngstown State	S. Howard	K. Sharif	B. Kinney	W. Grier	A. Marengo	
vs. BYU	S. Gibson	M. Fleming	N. Meadows	B. Willis	O. Kamara	
Kansas State	J. Crawford	K. White	N. Kyeremeh	C. Parry	T. Lilly	
at Texas Tech	R. Shell III	S. Walters	M. Ferns	C. Watts	J. Pooler	S. Howard
TCU	T. Orlosky	N. Nwachukwu	S. Commodore	B. Watson	S. Mahone	
at Oklahoma State	None	None	None	None	None	
Kansas	E. Wellman	N. Nwachukwu	M. Gross	M. Pettaway	S. Campbell	J. Crawford
at Texas	K. McKoy	R. Douglas	B. Kinney	E. Drummond	Ja. Adams	
Oklahoma						
at Iowa State						
Baylor						

WEST VIRGINIA BESTS

Rushing Yards	569 vs. Washington & Lee	1923
Passing Yards	656 vs. Baylor	2012
Total Yards	807 vs. Baylor	2012
Total First Downs	37 vs. Maryland	2015
Low Rushing Yards All.	30 vs. Florida	1981
Low Passing Yards All.	0 vs. Pitt	1981
Low Total Yards Allowed	14 vs. Maryland	1919
Fewest First Downs All.	0 vs. Maryland	1919
Longest TD run	96 vs. N. Illinois	1986
Longest Non-TD Run	79 vs. Louisville	2008
Longest TD Reception	96 vs. Penn State	1973
Longest Non-TD Reception	84 vs. Miami	2003
Points (Game)	92 vs. Marshall	1916
Victory Margin	89 vs. Geneva	1951

WEST VIRGINIA BESTS - 2010 DECADE

Rushing Yards	458 vs. Oklahoma	'12
Passing Yards	659 vs. Baylor	'12
Total Yards	807 vs. Baylor	'12
Total First Downs	37 vs. Maryland	'15
First Downs Rushing	19 vs. Cincinnati	'10
First Downs Passing	23 vs. LSU	'11
Low Rushing Yards All.	10 vs. Maryland	'10
Low Passing Yards All.	29 vs. Ga. Southern	'14
Low Total Yards Allowed	122 vs. Towson	'14
Fewest First Downs All.	7 vs. Towson	'14
Fewest 1st Downs Rushing All.	0 vs. Kansas St.	'14
Fewest 1st Downs Passing All.	2 vs. KU '13, GSU	'15
Longest TD run	80 vs. Rutgers	'11
Longest Non-TD Run	70 vs. Marshall	'12
Longest TD Reception	87 vs. Baylor	'12
Longest Non-TD Reception	75 vs. Okla. St.	'12
Points (Game)	70 vs. Clemson '11, Baylor	'12
Points (Half)	49 vs. Clemson '11 (First Half)	
Points (Qtr)	35 vs. Clemson '11 (Second)	
Victory Margin	54 vs. Towson	'14

WEST VIRGINIA BESTS - HOLSORSER ERA

Rushing Yards	458 vs. Oklahoma	'12
Passing Yards	656 vs. Baylor	'12
Total Yards	807 vs. Baylor	'12
Total First Downs	37 vs. Maryland	'15
First Downs Rushing	18 vs. Kansas	'15
First Downs Passing	23 vs. LSU	'11
Low Rushing Allowed	1 vs. Kansas State	'14
Low Passing Yards Allowed	29 vs. Ga. Southern	'15
Low Total Yards Allowed	122 vs. Towson	'14
Fewest 1st Downs Allowed	7 vs. Towson	'14
Fewest 1st Downs Rushing All.	0 vs. Kansas St.	'14
Fewest 1st Downs Passing All.	2 vs. KU '13, GSU	'15
Longest TD run	80 vs. Rutgers	'11
Longest Non-TD Run	70 vs. Marshall	'12
Longest TD Reception	87 vs. Baylor	'12
Longest Non-TD Reception	75 vs. Okla. St.	'12
Points (Game)	70 vs. Clemson '11, Baylor	'12
Points (Half)	49 (First Half) vs. Clemson	'11
Points (Qtr)	35 (Second) vs. Clemson	'11
Victory Margin	54 vs. Towson	'14

2016 BIG 12 STANDINGS

	Big 12	Pct.	Overall	Pct.
Oklahoma	7-0	1.000	8-2	.800
Oklahoma State	6-1	.857	8-2	.800
West Virginia	5-1	.833	8-1	.889
Baylor	3-3	.500	6-3	.667
Kansas State	3-3	.500	5-4	.556
TCU	3-3	.500	5-4	.556
Texas	3-4	.429	5-5	.500
Texas Tech	2-5	.286	4-6	.400
Iowa State	1-6	.143	2-8	.200
Kansas	0-7	.000	1-9	.100



SPECIAL TEAMS/DEFENSIVE TOUCHDOWNS SINCE 2000

- 2016**
Rasul Douglas 54 interception return vs. BYU
- 2015**
Terrell Chestnut 32 interception return at Kansas
Jared Barber 42 fumble return vs. Texas
Shelton Gibson 100 kickoff return at Baylor
- 2014**
KJ Dillon 35 interception return vs. Texas A&M
Terrell Chestnut 35 fumble recovery vs. TCU
Dravon Henry 52 interception return at Oklahoma State
Mario Alford 94 kickoff return vs. Kansas
Mario Alford 100 kickoff return vs. Alabama
- 2013**
Karl Joseph 38 fumble return vs. Iowa State
Karl Joseph 0 fumble return at Baylor
Darwin Cook 32 interception return at Baylor
Ishmael Banks 58 interception return vs. Oklahoma State
- 2012**
Tavon Austin 76 punt return vs. TCU
Tavon Austin 100 kickoff return vs. Kansas State
Doug Rigg 51 fumble return vs. Maryland
Isaiah Bruce 43 fumble return vs. Marshall
- 2011**
Darwin Cook 99 fumble return vs. Clemson
Pat Miller 52 interception return at USF
Tavon Austin 90 kickoff return at USF
Julian Miller 0 fumble recovery at Cincinnati
Terence Garvin 37 interception return at Maryland
Tavon Austin 100 kickoff return vs. Marshall
- 2009**
Sidney Glover 24 interception return at Rutgers
Tavon Austin 98 kickoff return vs. UConn
- 2008**
Morty Ivy 29 interception return vs. Villanova
- 2007**
Reed Williams 0 fumble recovery vs. UConn
Eric Wicks 44 fumble return vs. Louisville
Keilen Dykes 19 interception return vs. Syracuse
- 2006**
Vaughn Rivers 50 punt return vs. Mississippi State
Darius Reynaud 96 kickoff return vs. Maryland
- 2005**
Jamille Addae 40 interception return vs. Pitt
Thandi Smith 1 punt return vs. Rutgers
Antonio Lewis 77 punt return vs. East Carolina
Eric Wicks 31 interception return vs. Syracuse
- 2004**
Mike Lorello 21 interception return vs. Connecticut
Eric Wicks 34 interception return vs. Virginia Tech
Adam Lehnortt 21 fumble return vs. James Madison
Adam Jones 76 punt return vs. East Carolina
- 2003**
Lance Frazier 64 punt return vs. Temple
Adam Jones 47 fumble return vs. Temple
Adam Jones 49 interception return vs. Boston College
Adam Jones 87 kickoff return vs. BC
Joe Hunter 0 punt return vs. UCF
- 2002**
Arthur Harrison 0 fumble recovery vs. East Carolina
Angel Estrada 43 interception return vs. Rutgers
- 2001**
Shawn Terry 100 kickoff return vs. Maryland
Shawn Hackett 10 fumble return vs. Rutgers
Shawn Hackett 50 interception return vs. Rutgers
- 2000**
Grant Wiley 22 interception return vs. Boston College
Shawn Hackett 41 interception return vs. Boston College
Grant Wiley 15 interception return vs. Idaho
Ben Meighan 36 fumble return vs. VT
Shawn Terry 100 kickoff return vs. Syracuse
Bryant 49 interception return vs. Rutgers
Jason Davis 0 fumble return vs. East Carolina
Shawn Terry 89 kickoff return vs. Pitt
Lance Frazier 32 interception return vs. Pitt
Shawn Terry 99 kickoff return vs. Ole Miss

ALREADY GRADUATED

- ✓ Ten Mountaineers on the 2016 team already have earned their bachelor's degree; Christian Brown (DL), DJ Carozza (DL), Maurice Fleming (CB), Jarrod Harper (S), Skyler Howard (QB), Tony Matteo (OL), Tyler Orlosky (OL), Khairi Sharif (S), Sylvester Townes (OL) and Sean Walters (LB)

MOST GRADUATES ON ROSTER

1. Virginia 15
2. Pitt 13
3. Georgia Southern 11
- Illinois 11
- Northwestern 11
- Temple 11
8. **West Virginia 10**
- Iowa State 10
- Middle Tennessee State 10
10. Alabama 9
- Kansas 9
- Michigan State 9

SCORING 20 OR MORE IN A QUARTER

- ✓ West Virginia scored 21 points in the second quarter against Kansas, marking the second time in 2016 in which WVU scored at least 20 points in a quarter.
- ✓ WVU has scored 20 or more points in a quarter 52 times since 2001 and has done it in two quarters of a game eight different times.

Game	Year	Points	Quarter
Kansas	2016	21	2nd
Texas Tech	2016	21	4th
Kansas	2015	28	1st
Maryland	2015	21	1st
Texas A&M	2014	20	1st
Iowa State	2014	20	2nd
Towson	2014	21	2nd
Baylor	2013	21	4th
Georgia State	2013	21	4th
Kansas	2012	21	2nd
TCU	2012	21	2nd
Baylor	2012	21	3rd
Baylor	2012	21	2nd
James Madison	2012	21	1st
Marshall	2012	21	3rd
Marshall	2012	21	2nd
vs. Clemson	2011	35	2nd
Connecticut	2011	23	3rd
Bowling Green	2011	21	2nd
Norfolk State	2011	28	3rd
UNLV	2010	21	1st
Auburn	2009	21	1st
North Carolina	2008	21	1st
Louisville	2008	21	3rd
UConn	2008	21	3rd
UConn	2007	21	4th
UConn	2007	21	3rd
Miss. State	2007	28	1st
at Marshall	2007	21	3rd
at Marshall	2007	21	4th
W. Michigan	2007	21	3rd
vs. Ga. Tech	2006	21	3rd
Cincinnati	2006	21	2nd
Cincinnati	2006	21	3rd
Syracuse	2006	21	3rd
at Miss. State	2006	21	4th
Maryland	2006	21	1st
vs. Georgia	2005	21	1st
Pitt	2005	21	4th
UConn	2005	21	2nd
at Maryland	2005	24	4th
James Madison	2004	21	2nd
East Carolina	2004	28	2nd
Temple	2003	21	1st
at East Carolina	2003	20	2nd
at East Carolina	2003	21	3rd
at Temple	2002	21	1st
UT-Chattanooga	2002	21	2nd
UT-Chattanooga	2002	21	4th
Rutgers	2001	28	1st
Rutgers	2001	31	2nd
Kent State	2001	21	3rd



MOUNTAINEER 250-YARD PASSING GAMES



SkylerHOWARD

A/C/Yds	Name	Opponent	Date
45/51/656	Geno Smith	Baylor	9/29/2012
28/51/532	Skyler Howard	Arizona State	1/2/2016
37/49/511	Clint Trickett	Maryland	9/13/2014
38/65/463	Geno Smith	LSU	9/24/2011
27/45/450	Geno Smith	Connecticut	10/8/2011
34/50/429	Marc Bulger	Missouri	12/26/98
27/37/416	Mike Sherwood	Pitt	9/28/68
34/39/411	Geno Smith	James Madison	9/15/2012
31/44/410	Geno Smith	Louisville	11/5/2011
26/37/409	Marc Bulger	Pitt	11/27/98
23/24/407	Geno Smith	Kansas	12/1/2012
32/43/407	Geno Smith	Clemson	1/4/2012
16/39/396	Chad Johnston	Pitt	10/15/94
22/35/390	Chad Johnston	Purdue	9/2/95
20/33/389	Skyler Howard	Youngstown State	9/10/2016
36/49/388	Geno Smith	Maryland	9/17/2011
32/43/380	Marc Bulger	Miami	10/24/98
25/41/376	Clint Trickett	Oklahoma	9/20/2014
29/43/372	Geno Smith	Cincinnati	11/12/2011
20/34/371	Geno Smith	Norfolk State	9/10/2011
29/45/365	Clint Trickett	Alabama	8/30/2014
36/54/364	Geno Smith	Oklahoma State	11/10/2012
34/48/360	Oliver Luck	Syracuse	11/21/81
16/25/359	Skyler Howard	Georgia Southern	9/5/2015
25/41/359	Ford Childress	Georgia State	9/14/2013
21/37/356	Clint Trickett	Iowa State	11/30/2012
24/36/354	Marc Bulger	Navy	10/3/98
18/31/354	Chad Johnston	Boston College	10/5/96
23/28/352	Geno Smith	Rutgers	12/4/2010
25/40/353	Marc Bulger	Georgia Tech	12/29/97
35/40/348	Clint Trickett	Towson	9/6/2014
26/43/348	Marc Bulger	Pitt	11/28/97
20/45/346	Skyler Howard	Texas A&M	12/29/2014
32/48/346	Marc Bulger	Miami	10/30/99
21/37/341	Bernie Galiffa	Penn State	10/28/72

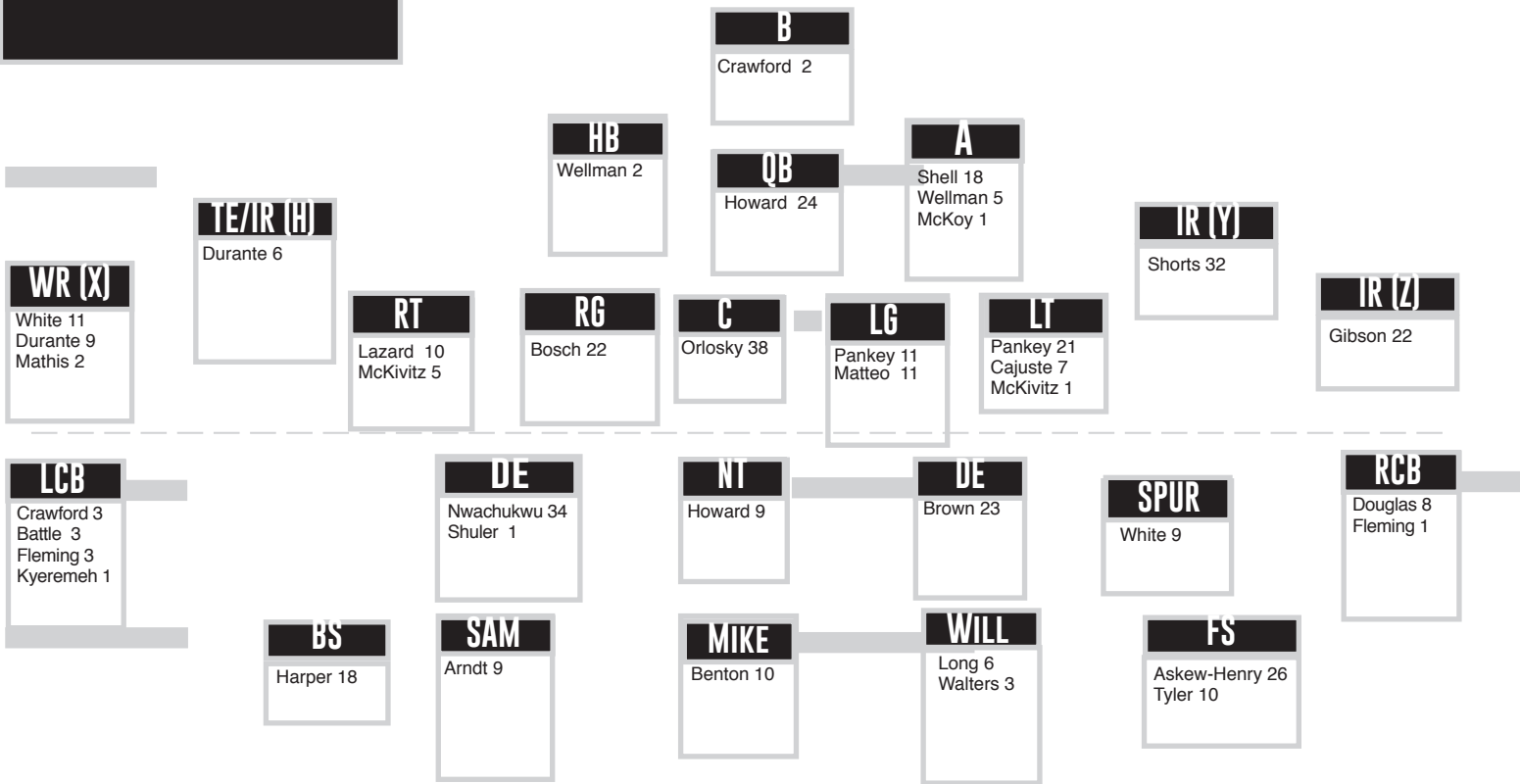
A/C/Yds	Name	Opponent	Date
30/43/338	Geno Smith	Maryland	9/22/2012
24/41/338	Geno Smith	Syracuse	10/21/2011
24/31/334	Jarrett Brown	East Carolina	9/12/2009
16/21/334	Chad Johnston	Rutgers	11/4/95
31/40/332	Skyler Howard	BYU	9/24/2016
32/26/332	Pat White	North Carolina	12/27/2008
30/20/331	Marc Bulger	Pitt	11/27/99
32/36/323	Geno Smith	Marshall	9/1/2012
23/35/322	Clint Trickett	Baylor	10/18/2014
17/37/321	Jeff Hostetler	Oklahoma	9/11/82
20/35/320	Geno Smith	Oklahoma	11/17/2012
18/28/320	Allen McCune	Pitt	10/2/65
21/31/318	Skyler Howard	Texas Tech	10/15/2016
15/21/318	Brad Lewis	Mississippi	12/28/2000
32/45/316	Geno Smith	Marshall	9/10/2010
20/25/314	Oliver Luck	Temple	11/8/80
18/37/314	Bernie Galiffa	Pitt	11/4/72
20/28/312	Marc Bulger	Boston College	11/21/98
24/50/309	Clint Trickett	Oklahoma State	9/28/2013
21/34/309	Dan Kendra	Villanova	10/29/77
23/41/308	Darren Studstill	Miami, Fla.	10/31/92
20/33/306	Mike Sherwood	East Carolina	11/7/70
20/35/302	Clint Trickett	Kansas	10/4/2014
28/44/301	Clint Trickett	Texas Tech	10/11/2014
24/41/298	Skyler Howard	Kansas State	10/1/2016
13/19/298	Bernie Galiffa	Virginia	9/23/72
15/21/297	Major Harris	Boston College	10/22/88
15/18/296	Allen McCune	William & Mary	9/25/65
21/33/294	Skyler Howard	Maryland	9/26/2015
20/25/293	Marc Bulger	Maryland	9/19/98
28/45/293	Dan Kendra	Syracuse	11/25/75
17/25/291	Chad Johnston	Missouri	10/1/94
12/20/290	Brad Lewis	East Carolina	11/18/2000
27/34/286	Brad Lewis	Kent State	9/22/2001
21/40/285	Skyler Howard	Iowa State	11/29/2014
19/37/285	Jeff Hostetler	Maryland	9/18/82
19/42/281	Skyler Howard	Kansas State	12/5/2015
17/31/281	Bernie Galiffa	Syracuse	11/20/71
16/30/280	Kevin White	TCU	12/31/84
31/52/279	Brad Lewis	Maryland	9/29/2001
17/28/279	Jeff Hostetler	Rutgers	11/12/83
30/56/278	Geno Smith	Texas Tech	10/13/2012
17/28/274	Darren Studstill	Temple	11/13/93
18/29/273	Jeff Hostetler	Penn State	10/22/83
14/25/271	Rasheed Marshall	Syracuse	11/22/2003
15/19/270	Jake Kelchner	Maryland	9/13/93
21/35/269	Skyler Howard	Texas	11/12/2016
12/20/269	Oliver Luck	Colorado State	9/13/80
25/35/268	Geno Smith	Texas	10/6/2012
19/29/268	Geno Smith	Maryland	9/18/2010
25/41/267	Clint Trickett	TCU	11/2/2013
11/18/267	Bernie Galiffa	Syracuse	11/18/72
29/16/266	Marc Bulger	Temple	10/23/99
17/27/265	Oliver Luck	Virginia Tech	10/17/81
21/26/263	Skyler Howard	Liberty	9/12/2015
16/27/260	Skyler Howard	Kansas	11/5/2016
32/54/260	Geno Smith	TCU	11/3/2012
16/32/259	Paul Millard	Texas	11/9/2013
13/28/257	Scott McBrien	Pitt	11/24/2000
15/31/257	Marc Bulger	Syracuse	11/7/98
14/20/257	Marc Bulger	Temple	10/10/98
21/32/257	Oliver Luck	East Carolina	10/31/81
17/35/256	Dan Kendra	Boston College	10/16/76
27/43/254	Clint Trickett	Texas Tech	10/19/2013
19/30/254	Richard Longfellow	Boston U.	10/11/58
23/35/253	Skyler Howard	Missouri	9/3/2016
21/36/253	Marc Bulger	Tulsa	9/26/98
13/31/252	Scott McBrien	Notre Dame	10/21/2000
12/23/250	Major Harris	Pitt	9/30/89
19/37/250	Jeff Hostetler	Penn State	10/23/82

MOUNTAINEER 100-YARD RECEIVERS

Name	Yards/Catches	Team/Year	Name	Yards/Catches	Team/Year
Stedman Bailey	303/13	Baylor/2012	Zach Abraham	122/3	Temple/1994
Stedman Bailey	225/14	Oklahoma State/2012	Tavon Austin	122/11	Maryland/2011
Kevin White	215/13	Maryland/2014	Jovon Durante	121/3	Georgia Southern/2015
Mario Alford	215/8	Iowa State/2013	Stedman Bailey	121/8	Syracuse/2012
Tavon Austin	215/14	Baylor/2012	Tavon Austin	121/6	Rutgers/2010
Chris Henry	209/6	Syracuse/2003	Ross Herron	121/7	Western Reserve/1950
Pat Greene	205/12	Pitt/1997	Chris Henry	119/4	Rutgers/2004
Stedman Bailey	205/13	Oklahoma/2012	Shelton Gibson	118/6	Maryland/2015
Rahsaan Vanterpool	205/9	Pitt/1994	Stedman Bailey	118/8	Louisville/2011
David Saunders	191/8	Boston College/1996	Chris Henry	118/8	Boston College/2004
Calvin Phillips	190/5	Cal-Fullerton/1988	Bob Dunlevy	118/4	Syracuse/1965
Oscar Patrick	190/10	Penn State/1968	Travis Garvin	117/3	Virginia Tech/2003
Shawn Foreman	189/11	Missouri/1998	Phil Braxton	117/3	Pitt/2000
Tavon Austin	187/11	LSU/2011	Ka Raun White	116/4	Arizona State/2016
Zach Abraham	180/6	Pitt/1994	Antonio Brown	116/8	Kent State/2001
Tavon Austin	179/13	Maryland/2012	Stedman Bailey	115/8	LSU/2011
Antonio Brown	179/6	East Carolina/2000	Jock Sanders	115/12	Auburn/2009
Stedman Bailey	178/7	Connecticut/2011	Shawn Foreman	115/5	Pitt/1998
David Saunders	178/11	Rutgers/1996	Rahsaan Vanterpool	115/10	Ball State/1994
Chris Henry	176/4	Rutgers/2003	Steve Lewis	115/5	California/1978
Kevin White	173/10	Oklahoma/2014	Danny Buggs	115/5	Pitt/1972
Stedman Bailey	173/13	James Madison/2012	Tom Yeater	115/3	Oregon State/1962
Mike Baker	172/8	Rutgers/1993	J.D. Woods	114/13	Baylor/2012
Shelton Gibson	171/6	Youngstown State/2016	Calvin Phillips	114/4	Penn State/1988
Shawn Foreman	164/6	Rutgers/1996	Tavon Austin	113/11	James Madison/2012
Stedman Bailey	159/11	Kansas/2012	Stedman Bailey	113/8	Maryland/2011
Antonio Brown	156/6	Ole Miss/2000	Khori Ivy	113/6	Pitt/1998
Shawn Foreman	158/9	Miami/1998	David Saunders	113/7	Syracuse/1996
Khori Ivy	155/7	Temple/2000	John Talley	113/4	Syracuse/1987
Shawn Foreman	153/10	Boston College/1997	Oscar Patrick	113/7	Virginia Tech/1968
Rahsaan Vanterpool	152/9	Boston College/1996	Oscar Patrick	113/5	Penn State/1967
Willie Drewrey	152/6	TCU/1984	Stedman Bailey	112/4	Bowling Green/2011
Gary Mullen	152/7	Virginia/1984	Steve Lewis	112/7	Colorado State/1978
Danny Buggs	151/6	Illinois/1973	Rahsaan Vanterpool	111/3	Louisiana Tech/1994
Lovett Purnell	149/8	Purdue/1995	Ed Hill	111/4	Temple/1993
David Saunders	149/8	Rutgers/1995	Danny Buggs	111/4	Boston College/1973
Shelton Gibson	148/6	Iowa State/2015	Oscar Patrick	111/7	Villanova/1968
Rich Hollins	148/6	Virginia Tech/1981	Tavon Austin	111/4	Kansas/2012
Rich Hollins	148/8	Maryland/1981	Darius Reynaud	110/5	East Carolina/2006
Reggie Rembert	145/5	Pitt/1989	David Saunders	110/6	Syracuse/1998
Shelton Gibson	144/4	BYU/2016	Shawn Foreman	110/12	Georgia Tech/1997
Kevin White	143/9	Alabama/2014	Rahsaan Vanterpool	110/8	Purdue/1996
Shelton Gibson	143/4	Arizona State/2016	Scott MacDonald	110/5	N.C. State/1975
Khori Ivy	142/9	Miami/1999	Jordan Thompson	109/6	Texas Tech/2014
Cedric Thomas	142/7	Temple/1980	Devon Brown	109/4	Norfolk State/2011
Darrell Miller	141/8	Virginia/1981	Jay Kearney	109/5	Penn State/1992
Danny Buggs	140/6	William & Mary/1972	Rich Hollins	109/4	Maryland/1983
Jerry Porter	139/3	Pitt/1999	Oscar Patrick	109/5	Richmond/1968
Bob Dunlevy	139/5	William & Mary/1965	Oscar Patrick	109/5	Villanova/1967
Milt Clegg	139/8	Syracuse/1964	Phil Braxton	108/2	Pitt/2002
Jim Braxton	138/5	East Carolina/1970	Phil Braxton	108/4	Virginia/2002
Terry Fairbanks	138/4	Boston U./1958	Antonio Brown	108/10	Maryland/2001
Mario Alford	136/7	Oklahoma State/2014	Zach Abraham	107/7	South Carolina/1994
Rahsaan Vanterpool	135/6	Temple/1995	Tavon Austin	106/7	Maryland/2010
James Jett	135/5	Cincinnati/1990	Miquelle Henderson	106/5	Wisconsin/2002
Darius Reynaud	134/9	Marshall/2007	Jay Kearney	106/4	Rutgers/1993
Lovett Purnell	134/3	Rutgers/1995	Jay Kearney	106/5	Boston College/1993
Reggie Rembert	134/5	Ball State/1989	Harvey Smith	106/4	Syracuse/1985
Kevin White	132/16	Texas/2014	Charles Becca	106/3	Temple/1948
Kevin White	132/8	Baylor/2014	Miquelle Henderson	105/8	Cincinnati/2002
Kevin White	132/6	Kansas/2014	Anthony Becht	105/5	Boston College/1999
Chris Henry	132/5	Boston College/2003	David Saunders	105/8	East Carolina/1996
Marshall Mills	132/7	Virginia/1972	Randy Swinson	105/7	Penn State/1977
Daikiel Shorts	131/8	Missouri/2016	Stedman Bailey	104/9	Marshall/2012
Mario Alford	131/11	Maryland/2014	Stedman Bailey	104/6	Cincinnati/2011
Ivan McCartney	131/6	Connecticut/2011	Jay Kearney	104/3	Maryland/1993
Shelton Gibson	130/3	Georgia Southern/2015	Reggie Rembert	104/5	Syracuse/1989
Kevin White	130/7	Baylor/2013	Daikiel Shorts	104/7	Kansas/2016
Stedman Bailey	130/7	Syracuse/2011	Shelton Gibson	104/3	Kansas State/2016
Steve Slaton	130/6	Pitt/2006	John Talley	104/7	Syracuse/1986
David Saunders	130/9	North Carolina/1996	Shelton Gibson	102/4	Kansas/2016
David Saunders	130/6	Purdue/1995	Danny Buggs	103/8	Temple/1974
Ed Hill	130/9	Miami/1992	Tavon Austin	102/10	Texas/2012
Cedric Thomas	130/7	Villanova/1977	James Jett	102/5	Maryland/1990
Kevin White	129/7	Texas A&M/2014	Tavon Austin	102/10	Pitt/2011
Greg Dykes	128/5	South Carolina/1989	Mario Alford	101/7	Oklahoma/2014
Jordan Thompson	127/5	Kansas State/2015	Kevin White	101/10	Towson/2014
Tavon Austin	126/9	Cincinnati/2011	Ivan McCartney	101/8	Maryland/2011
Shawn Foreman	126/7	East Carolina/1997	David Saunders	101/5	Temple/1998
Mike Baker	126/8	Maryland/1993	James Jett	101/3	Louisiana Tech/1992
Danny Buggs	126/7	Penn State/1972	Tavon Austin	101/11	TCU/2012
Bill Marker	126/5	Penn State/1953	Rich Hollins	101/3	Oklahoma/1982
Jay Kearney	125/3	Missouri/1993	Steve Lewis	101/5	Boston College/1976
Cedric Thomas	125/3	Colorado State/1980	Richard Rader	101/3	Pitt/1965
Nate Stephens	125/5	William & Mary/1971	Daikiel Shorts	100/3	Texas Tech/2016
Jerry Porter	124/4	Georgia Tech/1997	Darrell Miller	100/5	Florida State/1982
Kevin White	123/13	Texas Tech/2014	Brad Starks	100/4	UNLV/2010
Tavon Austin	123/12	Clemson/2012			
Chris Henry	123/5	UCF/2003			



CAREER STARTS BY POSITION



2016 OFFENSE GAME-BY-GAME STARTERS

Game	WR (X)	TE/IR (H)	IR (Y)	WR (Z)	LT	LG	C	RG	RT	HB	RB	QB
Missouri	Gibson	--	Shorts	White	Cajuste	Matteo	Orlosky	Bosch	Lazard	Crawford	Shell	Howard
Youngstown State	Gibson	Durante	Shorts	White	McKivitz	Matteo	Orlosky	Bosch	Lazard	--	Shell	Howard
BYU	Gibson	Durante	Shorts	White	Pankey	Matteo	Orlosky	Bosch	Lazard	--	Shell	Howard
Kansas State	Gibson	Durante	Shorts	White	Pankey	Matteo	Orlosky	Bosch	Lazard	--	Shell	Howard
at Texas Tech	Gibson	Durante	Shorts	White	Pankey	Matteo	Orlosky	Bosch	McKivitz	--	Shell	Howard
TCU	Gibson	--	Shorts	White	Pankey	Matteo	Orlosky	Bosch	McKivitz	Wellman	Shell	Howard
at Oklahoma State	Gibson	Durante	Shorts	White	Pankey	Matteo	Orlosky	Bosch	McKivitz	--	Shell	Howard
Kansas	Gibson	--	Shorts	White	Pankey	Matteo	Orlosky	Bosch	McKivitz	Wellman	Crawford	Howard
at Texas	Gibson	Durante	Shorts	White	Pankey	Matteo	Orlosky	Bosch	McKivitz	--	McKoy	Howard
Oklahoma												
at Iowa State												
Baylor												

2016 DEFENSE GAME-BY-GAME STARTERS

Game	DE	NG	DE	SAM	MIKE	WILL	BCB	SPUR	FS	BS	BCB
Missouri	Brown	Howard	Nwachukwu	Arndt	Benton	Walters	Crawford	White	Tyler	Harper	Fleming
Youngstown State	Brown	Howard	Nwachukwu	Arndt	Benton	Walters	Crawford	White	Tyler	Harper	Douglas
BYU	Brown	Howard	Nwachukwu	Arndt	Benton	Walters	Crawford	White	Tyler	Harper	Douglas
Kansas State	Brown	Howard	Nwachukwu	Arndt	Benton	Long	Fleming	White	Tyler	Harper	Douglas
at Texas Tech	Brown	Howard	Nwachukwu	Arndt	Benton	Long	Battle	White	Tyler	Harper	Douglas
TCU	Brown	Howard	Nwachukwu	Arndt	Benton	Long	Battle	White	Tyler	Harper	Douglas
at Oklahoma State	Brown	Howard	Nwachukwu	Arndt	Benton	Long	Battle	White	Tyler	Harper	Douglas
Kansas	Brown	Howard	Nwachukwu	Arndt	Benton	Long	Fleming	White	Tyler	Harper	Douglas
at Texas	Brown	Howard	Shuler	Arndt	Benton	Long	Fleming	White	Tyler	Harper	Douglas
Oklahoma											
at Iowa State											
Baylor											

WEST VIRGINIA DEPTH CHART

CAREER GAMES PLAYED/STARTS

	GP/GS	2016	2015	2014	2013
*Christian Brown, r-Sr., DL	49/23	9/9	13/13	12/1	4/0
Jarrod Harper, r-Sr. S	47/18	9/9	13/9	13/0	12/0
Daikiel Shorts, Sr., WR	47/32	9/9	13/10	13/4	12/9
Tyler Orlosky, r-Sr., OL	46/38	9/9	13/13	13/13	11/3
Justin Arndt, r-Sr., LB	44/9	9/9	13/0	13/0	9/0
Noble Nwachukwu, r-Sr., DL	43/34	8/8	13/13	13/13	9/0
Jeremy Tyler, Sr., S	42/10	9/9	12/0	13/0	8/1
Adam Pankey, r-Sr., OL	41/32	8/7	12/12	13/13	8/0
*Nana Kyeremeh, r-Sr., CB	39/1	9/0	13/0	4/0	0/0
Sean Walters, r-Sr., LB	39/3	9/3	12/0	6/0	12/0
Al-Rasheed Benton, r-Jr., LB	35/10	9/9	13/1	13/0	--
Devonte Mathis, r-Sr., WR	35/2	9/0	10/2	8/0	8/0
Shelton Gibson, r-Jr., WR	34/22	9/9	13/13	12/0	--
Darrien Howard, Sr., DL	34/9	9/9	13/0	8/0	4/0
Elijah Wellman, r-Jr., RB/FB	34/7	9/2	13/5	12/0	--
Marvin Gross, r-Jr., LB	33/0	9/0	13/0	0/0	11/0
Rushel Shell, r-Sr., RB	33/18	8/7	13/3	12/8	--
Xavier Preston, Jr., LB	30/0	8/0	13/0	9/0	--
Dravon Askew-Henry, Jr., S	26/26	0/0	13/13	13/13	--
Skyler Howard, Sr., QB	26/24	9/9	13/13	4/2	--
Tony Matteo, r-Sr., OL	26/11	9/9	12/1	5/1	--
Jon Lewis, r-Jr., DL	23/0	9/0	6/0	8/0	--
Kyle Bosch, r-Jr., OL	22/22	9/9	13/13	--	--
Gary Jennings, So., WR	22/0	9/0	13/0	--	--
Marcell Lazard, r-Jr., OL	22/10	8/4	12/6	2/0	--
Jovon Durante, So., WR	21/15	9/6	12/9	--	--
Grant Lingafelter, r-Jr., OL	21/0	7/0	9/0	5/0	--
Khairi Shariff, r-Sr., CB	21/0	8/0	13/0	--	--
Rasul Douglas, Sr., CB	20/8	9/7	11/0	--	--
Ka'Rau White, r-Jr., WR	18/11	9/9	9/2	--	--
William Crest, Jr., r-So., QB	17/0	5/0	11/0	1/0	--
Hodari Christian, r-Jr., LB	15/0	6/0	7/0	2/0	--
Shane Commodore, r-Jr., S	14/0	9/0	5/0	--	--
Mike Molina, r-Jr., K	14/0	9/0	3/0	2/0	--
Nick Meadows, r-Jr., LS	12/0	9/0	2/0	1/0	--
Justin Crawford, Jr., RB	9/2	9/2	--	--	--
Michael Ferns, r-So., TE/FB	9/0	9/0	--	--	--
Maurice Fleming, r-Sr., CB	9/4	9/4	--	--	--
Billy Kinney, r-So., P	9/0	9/0	--	--	--
David Long, r-Fr., LB	9/6	9/6	--	--	--
Colton McKivitz, r-Fr., OL	9/6	9/6	--	--	--
Kennedy McKoy, Fr., RB	9/1	9/1	--	--	--
Adam Shuler, r-Fr., DL	9/1	9/1	--	--	--
Kyzir White, Jr., S	9/9	9/9	--	--	--
Yodny Cajuste, r-So., OL	8/7	1/1	7/6	--	--
Rob Dowdy, r-Fr., TE/OL	8/0	8/0	--	--	--
Reese Donahue, Fr., DL	8/0	8/0	--	--	--
Toyous Avery, r-So., S	7/0	7/0	--	--	--
Elijah Battle, Jr., CB	7/3	7/3	--	--	--
Antonio Crawford, r-Sr., CB	7/3	7/3	--	--	--
Marcus Simms, Fr., WR	7/0	7/0	--	--	--
Trevon Wesco, r-So., TE/FB	6/0	6/0	--	--	--
Sylvester Townes, r-Sr., OL	5/0	2/0	3/0	--	--
Mike Daniels, Jr., CB	4/0	4/0	--	--	--
Jaleel Fields, r-So., DL	4/0	0/0	4/0	--	--
Alec Shriner, r-Fr., DL	4/0	4/0	--	--	--
Jordan Adams, r-Fr., CB	3/0	3/0	--	--	--
Ricky Rogers, r-So., WR	3/0	2/0	1/0	--	--
Adam Hensley, Fr., LB	3/0	3/0	--	--	--
Deamonte Lindsay, r-Fr., S	3/0	3/0	--	--	--
Chris Chugunov, r-Fr., QB	2/0	2/0	--	--	--
Kevin Williams, r-Fr., CB	2/0	2/0	--	--	--
Zach Sandwisch, Fr., LB	1/0	1/0	--	--	--
Steve Smothers, Fr., WR	1/0	1/0	--	--	--
Stone Wolfley, r-Fr., TE/FB	1/0	1/0	--	--	--

* - includes 2012 totals for Nana Kyeremeh (13/1)

* - Includes 2012 totals for Christian Brown (11/0)

OFFENSE

Position	No.	Name	Ht.	Wt.	Cl.	GP	GS	Hometown
WR (X)	1	Shelton Gibson	5-11	195	r-Jr.	34	22	Cleveland, Ohio
	12	Gary Jennings	6-1	207	So.	22	0	Stafford, Va.
LT	57	Adam Pankey	6-5	316	r-Sr.	41	32	Hamilton, Ohio
	74	Sylvester Townes	6-6	310	r-Sr.	5	0	Memphis, Tenn.
LG	70	Tony Matteo	6-4	294	r-Sr.	26	11	Clinton, Ohio
	71	Rob Dowdy	6-4	290	r-Fr.	8	0	Westerville, Ohio
C	65	Tyler Orlosky	6-4	296	r-Sr.	46	38	Cleveland, Ohio
	79	Matt Jones	6-3	316	r-Fr.	0	0	Hubbard, Ohio
RG	*62	Kyle Bosch	6-5	310	r-Jr.	28	25	St. Charles, Ill.
	56	Grant Lingafelter	6-6	306	r-Jr.	21	0	Chagrin Falls, Ohio
RT	53	Colton McKivitz	6-7	295	r-Fr.	9	6	Jacobsville, Ohio
	77	Marcell Lazard	6-5	306	r-Jr.	22	10	Bloomfield, N.J.
IR (Y)	6	Daikiel Shorts Jr.	6-1	204	Sr.	47	32	Clayton, N.J.
	5	Jovon Durante	6-0	165	So.	21	15	Miami, Fla.
WR (Z)	2	Ka'Rau White	6-1	198	r-Jr.	18	11	Macungie, Pa.
	82	Devonte Mathis	6-1	220	r-Sr.	35	2	Miami, Fla.
QB	3	Skyler Howard	6-0	207	Sr.	26	24	Fort Worth, Texas
	11	Chris Chugunov	6-1	203	r-Jr.	2	0	Skillman, N.J.
FB	28	Elijah Wellman	6-1	235	r-Jr.	34	7	Huntington, W.Va.
	47	Michael Ferns	6-2	245	r-So.	9	0	St. Clairsville, Ohio
RB	7	Rushel Shell III	5-10	220	r-Sr.	33	18	Hopewell, Pa.
	25	Justin Crawford	6-1	190	Jr.	9	2	Columbus, Ga.
	4	Kennedy McKoy	6-0	201	Fr.	9	1	Lexington, N.C.

DEFENSE

Position	No.	Name	Ht.	Wt.	Cl.	GP	GS	Hometown
DE	97	Noble Nwachukwu	6-2	275	r-Sr.	43	34	Wylie, Texas
	88	Adam Shuler II	6-4	270	r-Fr.	9	1	Longwood, Fla.
NT	49	Darrien Howard	6-1	297	Sr.	34	9	Dayton, Ohio
	67	Alec Shriner	6-4	286	r-Fr.	4	0	Oviedo, Fla.
DE	95	Christian Brown	6-2	298	r-Sr.	49	23	Fort Myers, Fla.
	92	Jon Lewis	6-3	265	r-Jr.	23	0	Morgantown, W.Va.
SAM	30	Justin Arndt	5-11	215	r-Sr.	44	9	Martinsburg, W.Va.
	5	Xavier Preston	6-2	240	Jr.	30	0	Stuart, Fla.
MIKE	3	Al-Rasheed Benton	6-1	235	r-Jr.	35	10	Newark, N.J.
	44	Hodari Christian	6-0	225	r-Jr.	15	0	McKeesport, Pa.
WILL	11	David Long	5-11	225	r-Fr.	9	6	Cincinnati, Ohio
	27	Sean Walters	6-2	228	r-Sr.	39	3	Hollywood, Fla.
FCB	24	Maurice Fleming	5-11	203	r-Sr.	9	4	Chicago, Ill.
	19	Elijah Battle	5-11	189	Jr.	7	3	Linden, N.J.
	1	Antonio Crawford	5-10	185	r-Sr.	7	3	Miami, Fla.
FS	2	Jeremy Tyler	5-11	210	Sr.	42	10	Lithonia, Ga.
	16	Toyous Avery	5-10	200	r-So.	7	0	Covington, Ga.
SPUR	8	Kyzir White	6-3	212	Jr.	9	9	Macungie, Pa.
	18	Marvin Gross Jr.	6-3	208	r-Jr.	33	0	Baltimore, Md.
BS	22	Jarrod Harper	6-0	210	r-Sr.	47	18	Frostburg, Md.
	7	Khairi Sharif	5-8	184	r-Sr.	21	0	Houston, Texas
BCB	13	Rasul Douglas	6-2	208	r-Sr.	20	8	East Orange, N.J.
	14	Nana Kyeremeh	5-10	191	r-Sr.	39	1	Worthington, Ohio

SPECIAL TEAMS

Position	No.	Name	Ht.	Wt.	Cl.	GP	GS	Hometown
K	48	Mike Molina	5-8	180	r-Jr.	14	0	Hurricane, W.Va.
	80	Jon Young	6-0	202	Fr.	0	0	Advance, N.C.
P	15	Billy Kinney	6-4	207	r-So.	9	0	Morgantown, W.Va.
	80	Jon Young	6-0	202	Fr.	0	0	Advance, N.C.
LS	52	Nick Meadows	5-11	238	r-Jr.	12	0	Princeton, W.Va.
	43	R.C. Brunstetter	6-3	230	r-So.	0	0	Mocksville, N.C.
H	15	Billy Kinney	6-4	207	r-So.	9	0	Morgantown, W.Va.
	80	Jon Young	6-0	202	Fr.	0	0	Advance, N.C.
KO	48	Mike Molina	5-8	180	r-Jr.	14	0	Hurricane, W.Va.
	15	Billy Kinney	6-4	207	r-So.	9	0	Morgantown, W.Va.
PR	12	Gary Jennings	6-2	207	So.	22	0	Stafford, Va.
KR	1	Shelton Gibson	5-11	195	r-Jr.	34	0	Cleveland, Ohio
	12	Gary Jennings	6-2	207	So.	22	0	Stafford, Va.

* - Bosch's Games Played/Started include Michigan numbers (6/3)



RECORD UNDER HOLGORSEN

overall	44-29
playing at home	26-12
playing on the road	14-13
playing at a neutral site	4-4
vs. ranked opponents	6-14
in bowl games	2-2
in overtime	1-4
more than 7 days to prepare	16-9
in August	1-1
in September	17-4
in October	11-11
in November	11-10
in December	2-3
in January	2-0
outrushing opponent	30-8
when rushing for 200 yards	19-5
when rushing for 300 yards	7-1
outrushed by opponent	14-21
outpassing opponent	31-14
when passing for 300 yards	23-10
when passing for 400 yards	8-3
when passing for 500 yards	3-0
when passing for 600 yards	1-0
outpassed by opponent	13-15
when allowing 200 yards passing	25-23
when allowing 250 yards passing	17-17
when allowing 300+ yards passing	9-10
more total offense than opponent	36-11
when having 400+ total offense	35-16
when having 500+ total offense	21-5
when having 600+ total offense	12-1
when having 700+ total offense	1-1
when having 800+ total offense	1-0
same total offense as opponent	1-0
less total offense than opponent	7-18
when allowing 400+ total offense	19-20
when allowing 500+ total offense	5-11
committing fewer turnovers	20-7
committing more turnovers	14-19
turnovers are even	10-3
0-30:00 of time of possession	26-20
30:01-plus of time of possession	18-9
scoring first	37-9
opponent scores first	13-20
leading after the 1st quarter	26-8
trailing after the 1st quarter	11-20
tied after the 1st quarter	7-1
leading at halftime	34-6
trailing at halftime	8-20
tied at halftime	2-3
leading after the 3rd quarter	35-5
trailing after the 3rd quarter	7-24
tied after the 3rd quarter	2-0
scoring 0-10 points	44-29
scoring 11-20 points	44-26
scoring 21-30 points	43-20
scoring 31-40 points	37-10
scoring 41-plus points	20-3
opponent scores 0-10 points	44-29
opponent scores 11-20 points	34-29
opponent scores 21-30 points	20-28
opponent scores 31-40 points	10-27
opponent scores 41-plus points	3-13
individual 100-yard rusher	22-7
opponent 100-yard rusher	15-12
opponent less than 100-yards rushing	11-3
individual 1 100-yard receiver	29-13
individual 2 100-yard receivers	11-2
individual 3 100-yard receivers	2-0
opponent 100-yard receiver	15-17
individual 300-yard passer	21-11
individual 400-yard passer	6-2

WEST VIRGINIA HEAD COACH DANA HOLGORSEN - SIXTH YEAR



COACHING HIGHLIGHTS

West Virginia

- ✓ Has had 14 players earn All-America honors
- ✓ Has had at least one Top 15 draft pick in four of the past five years, only coach to accomplish this feat
- ✓ Has had four NFL Top 15 draft picks during the past five years, tying for No. 2 nationally
- ✓ Has had nine NFL draft picks in first three rounds in the past five years, most in Big 12
- ✓ Has had 17 players drafted in five years at WVU, third-most in the Big 12
- ✓ Has had four wide receivers drafted since 2013, tied nationally for most during that time
- ✓ Since becoming offensive coordinator at Texas Tech in 2005, his offenses have averaged an outstanding 37.4 points per game over that 11-year period
- ✓ His passing offenses and total offensive output have ranked in the Top 10 nationally all but three years during the 11 year span since he became offensive coordinator at Texas Tech in 2005
- ✓ His former pupils have earned 10 national awards and also has had 10 earn finalist honors
- ✓ Had eight quarterbacks pass for 4,000 or more yards and throw for 30 or more touchdowns in a season
- ✓ Had 14 receivers finish with 1,000 or more yards in a season, including 10 finish with 90 or more receptions and 12 finish with double figure TD receptions in a season
- ✓ His 44 wins puts him in tie with Ira Errett Rodgers for fourth place on the all-time WVU coaching wins list and needs 14 more to tie Art Lewis for third place
- ✓ Only coach in West Virginia history to have coached a team with at least 450 rushing yards in a game (Oklahoma, 2012) and at least 450 yards passing in a game (five times)
- ✓ Has six wins over Top 25 opponents in his six-year tenure at WVU

2016

- ✓ Has led the Mountaineers to a 8-1 record in the 2016 season
- ✓ Currently posted five Big 12 Conference wins, earning second winning conference slate since 2012
- ✓ Guided WVU to bowl eligibility for the third straight year and five of the past six years
- ✓ WVU has been ranked for seven weeks; currently No. 10 in the AP Poll and No. 9 in the Coaches Poll
- ✓ Named to Bobby Dodd and Paul "Bear" Bryant National Coach of the Year Award Midseason Watch Lists

2015

- ✓ Finished the season with an 8-5 overall record and a 4-5 mark in the Big 12 Conference, tying for fifth
- ✓ The eight wins were the most in a season since becoming a member of the Big 12 Conference
- ✓ Led the Mountaineers to a 43-42 victory in the Motel 6 Cactus Bowl, his fourth bowl appearance in five years
- ✓ Tied or broke 19 individual or team, school and Cactus Bowl records and produced 11 NCAA Top 10 Bowl Rankings
- ✓ Seventeen players had their degrees in hand when the Cactus bowl was played, ranking among the Top 10 nationally in number of graduates playing in a bowl game
- ✓ Seven All-Big 12 Academic Team selections
- ✓ Twenty-Nine players were named to the Big 12 Commissioner's Honor Roll for the fall semester
- ✓ Twenty-Six players were named to the Big 12 Commissioner's Honor Roll for the spring semester
- ✓ Two All-American selections, Nick Kwiatkoski and Karl Joseph, named to three teams
- ✓ WVU had nine players named to the coaches' All-Big 12 team selections, including three on the first team
- ✓ Led Mountaineers to a Top 25 national ranking for the fourth year, reaching as high as No. 21 in the Coaches' Poll
- ✓ Wendell Smallwood became Holgorsen's second WVU running back and fourth overall to hit the 1,000-yard rushing plateau (1,519)
- ✓ WVU's offense was No. 17 nationally in rushing offense, No. 18 in first down offense and No. 23 in total offense
- ✓ WVU's defense was ranked No. 2 nationally in interceptions, No. 5 in turnovers gained, tied for No. 8 in number of defensive three-and-outs, No. 11 in opponents third-down defense and No. 15 in turnover margin
- ✓ WVU's special teams were ranked No. 11 in kickoff returns, No. 22 in net punting and punt return defense

2014

- ✓ Finished with a 7-6 overall record and a 5-4 record in Big 12 play, tying for fourth place, WVU's highest league finish in the Big 12
- ✓ Led the Mountaineers to a Liberty Bowl berth, his third bowl appearance in four seasons at WVU
- ✓ Four Mountaineers earned 28 All-America honors.
- ✓ WVU had four players named to the coaches' All-Big 12 teams and five players selected to the AP team
- ✓ Kevin White was a finalist for the Fred Biletnikoff Award and a semifinalist for the Maxwell Award.
- ✓ White was No. 6 nationally in receptions per game, receiving yards, No. 8 in receiving yards per game and No. 19 in receiving touchdowns.

WEST VIRGINIA HEAD COACH DANA HOLGORSSEN - SIXTH YEAR

Year	School	Position	Record
2016	West Virginia	Head Coach	8-1
2015	West Virginia	Head Coach	8-5
		Cactus Bowl Champions	
2014	West Virginia	Head Coach	7-6
		Liberty Bowl	
2013	West Virginia	Head Coach	4-8
2012	West Virginia	Head Coach	7-6
		Pinstripe Bowl	
2011	West Virginia	Head Coach	10-3
		Big East Champions	
		Orange Bowl Champions	
2010	Oklahoma State	Offensive Coordinator/Quarterbacks	11-2
		Alamo Bowl Champions	
2009	Houston	Offensive Coordinator/Quarterbacks	10-4
		Armed Forces Bowl	
2008	Houston	Offensive Coordinator/Quarterbacks	8-5
		Armed Forces Bowl Champions	
2007	Texas Tech	Co-Offensive Coordinator/Inside Receivers	9-4
		Gator Bowl Champions	
2006	Texas Tech	Co-Offensive Coordinator/Inside Receivers	8-5
		Insight.com Bowl Champions	
2005	Texas Tech	Co-Offensive Coordinator/Inside Receivers	9-3
		Cotton Bowl	
2004	Texas Tech	Inside Receivers	8-4
		Holiday Bowl Champions	
2003	Texas Tech	Inside Receivers	8-5
		Houston Bowl Champions	
2002	Texas Tech	Inside Receivers	9-5
		Tangerine Bowl Champions	
2001	Texas Tech	Inside Receivers	7-5
		Alamo Bowl	
2000	Texas Tech	Inside Receivers	7-6
		Galleryfurniture.com Bowl	
1999	Wingate	Quarterbacks/Wide Receivers	3-8
1998	Mississippi College	Quarterbacks/Wide Receivers /Special Teams	4-6
1997	Mississippi College	Quarterbacks/Wide Receivers /Special Teams	8-2
		American Southwest Conference Champions	
1996	Mississippi College	Quarterbacks/Wide Receivers /Special Teams	4-8
1995	Valdosta State	Quarterbacks/Wide Receivers /Special Teams	6-5
1994	Valdosta State	Quarterbacks/Wide Receivers /Special Teams	11-2
		NCAA II National Quarterfinalist	
1993	Valdosta State	Quarterbacks/Wide Receivers /Special Teams	8-3
Holgorsen Totals - at West Virginia - 44-29 Overall - 44-29 (Sixth Season)			

- ✓ White was the third Mountaineer to finish with more than 100 receptions in a season and the eighth to have 1,000 or more receiving yards.
- ✓ White's 109 receptions were third most in the nation and his 1,444 yards were sixth most
- ✓ Three receivers have had seven straight 100-yard receiving performances since 2000, Michael Crabtree, Justin Blackmon and Kevin White, all three coached by Holgorsen.
- ✓ Kickoff returner Mario Alford was No. 8 nationally in kickoff return yards per game.
- ✓ Josh Lambert was a finalist for the Lou Groza Award, college football's top kicker
- ✓ Lambert finished No. 1 nationally in field goals per game and No. 8 in scoring
- ✓ Lambert set the NCAA record for most field goals made of 40 yards or more in a season (16) and tied the mark for games with the most multiple field goals (10).
- ✓ Lambert's 30 field goals made in the season tied the school record for most made in a season and was the most made in the nation.
- ✓ Clint Trickett was a semifinalist for the Davey O'Brien Award
- ✓ Trickett was No. 6 in the nation in completions per game, No. 10 in passing yards per game, No. 11 in completion percentage, No. 21 in total offense, No. 22 in passing yards, No. 33 in passing efficiency and No. 54 in passing touchdowns.
- ✓ Trickett was the third Mountaineer to finish with more than 3,000 yards passing in a season
- ✓ Austin was the recipient of the Jet Award, the nation's top returner
- ✓ Shaq Riddick was named the Big 12 Conference Defensive Newcomer of the Year
- ✓ Defeated No. 4 Baylor for his sixth win over a Top 25 and first over a Top 10 team
- ✓ WVU was ranked in the Top 25 for three weeks, including as high as No. 20

2013

- ✓ Defeated No. 11 Oklahoma State for his fifth win over a Top 25 team at WVU
- ✓ Had six players earn All-Big 12 Conference honors, including Charles Sims who was a first-team selection
- ✓ Sims also was named the Big 12 Conference Newcomer of the Year
- ✓ Sims and Will Clarke were drafted in the third round of the NFL Draft, giving him six players drafted in the Top three rounds

HOLGORSSEN'S OFFENSIVE OUTPUT

✓ Since 2005, Dana Holgorsen has been the mastermind behind some of the nation's most prolific offenses. Starting as the offensive coordinator at Texas Tech, then Houston and Oklahoma State, and now as the head coach at West Virginia, his offensive units are known for their ability to move the ball, pile up yardage and score a plethora of points.

4,000-Yard Passers

Graham Harrell/Texas Tech	2007	5,706
Case Keenum/Houston	2009	5,671
Case Keenum/Houston	2008	5,020
Graham Harrell/Texas Tech	2006	4,555
Geno Smith/West Virginia	2011	4,385
Brandon Weeden/Oklahoma State	2010	4,277
Cody Hodges/Texas Tech	2005	4,238
Geno Smith/West Virginia	2012	4,205

30+ Passing Touchdowns

Graham Harrell/Texas Tech	2007	48
Case Keenum/Houston	2009	44
Case Keenum/Houston	2008	44
Geno Smith/West Virginia	2012	42
Graham Harrell/Texas Tech	2006	38
Brandon Weeden/Oklahoma State	2010	34
Geno Smith/West Virginia	2011	31
Cody Hodges/Texas Tech	2005	31

1,000-Yard Rushers

Kendall Hunter/Oklahoma State	2010	1,548
Wendell Smallwood/West Virginia	2015	1,519
Bryce Beall/Houston	2008	1,247
Charles Sims/West Virginia	2013	1,095

1,000-Yard Receivers

Michael Crabtree/Texas Tech	2007	1,962
Justin Blackmon/Oklahoma State	2010	1,782
Stedman Bailey/West Virginia	2012	1,622
Kevin White, West Virginia	2014	1,447
Joe Filani/Texas Tech	2006	1,300
Tavon Austin/West Virginia	2012	1,289
Stedman Bailey/West Virginia	2011	1,279
Danny Amendola/Texas Tech	2007	1,245
James Cleveland/Houston	2009	1,214
Tavon Austin/West Virginia	2011	1,186
Joe Filani/Texas Tech	2005	1,048
Tyron Carrier/Houston	2009	1,029
Tyron Carrier/Houston	2008	1,026
Patrick Edwards/Houston	2009	1,021

90+ Receptions

Michael Crabtree/Texas Tech	2007	134
Tavon Austin, West Virginia	2012	114
Stedman Bailey/West Virginia	2012	114
Justin Blackmon/Oklahoma State	2010	111
Kevin White/West Virginia	2014	109
Danny Amendola/Texas Tech	2007	109
James Cleveland/Houston	2009	104
Tavon Austin/West Virginia	2011	101
Tyron Carrier/Houston	2009	91
Joe Filani/Texas Tech	2006	91

Double-Digit Receiving Touchdowns

Stedman Bailey/West Virginia	2012	25
Michael Crabtree/Texas Tech	2007	22
Justin Blackmon/Oklahoma State	2010	20
James Cleveland/Houston	2009	14
Joe Filani/Texas Tech	2006	13
Tavon Austin/West Virginia	2012	12
Stedman Bailey/West Virginia	2011	12
Mario Alford/West Virginia	2014	11
Mark Hafner/Houston	2009	11
Robert Johnson/Texas Tech	2006	11
Kevin White/West Virginia	2014	10
Jarrett Hicks/Texas Tech	2005	10

Double-Digit Rushing Touchdowns

Taurean Henderson/Texas Tech	2005	17
Kendall Hunter/Oklahoma State	2010	16
Bryce Beall/Houston	2008	13
Shawne Alston/West Virginia	2011	12
Charles Sims/West Virginia	2013	11
Shannon Woods/Texas Tech	2006	10

1,800-Yard All-Purpose Yards

Tavon Austin/West Virginia	2012	2,910
Tavon Austin/West Virginia	2011	2,574
Tyron Carrier/Houston	2009	2,213
Michael Crabtree/Texas Tech	2007	1,978
Justin Blackmon/Oklahoma State	2010	1,866
Tyron Carrier/Houston	2008	1,844
Shannon Woods/Texas Tech	2006	1,808



WEST VIRGINIA HEAD COACH DANA HOLGORSSEN - SIXTH YEAR

Offensive Output Under Holgorsen (Continued)

Team Rankings

2016 (West Virginia)

Third-Down Conversions - No. 17
 Total Offense - No. 19
 Completion Percentage - No. 24
 Passing Offense - No. 25
 Passing Efficiency - No. 29
 Rushing Offense - No. 34

2015 (West Virginia)

Turnover Margin - No. 15
 Rushing Offense - No. 17
 First Down Offense - No. 18
 Passing Yards Per Completion - No. 20
 Total Offense - No. 23
 Scoring Offense - No. 35

2014 (West Virginia)

Passing Offense - No. 9
 First Down Offense - No. 11
 Total Offense - No. 12
 Completion Percentage - No. 23

2012 (West Virginia)

Passing Efficiency - No. 5
 Scoring Offense - No. 9
 Passing Offense - No. 10
 Total Offense - No. 10
 First Down Offense - No. 14

2011 (West Virginia)

Passing Offense - No. 6
 Red Zone Offense - No. 11
 Scoring Offense - No. 13
 Total Offense - No. 15
 Passing Efficiency - No. 19
 First Down Offense - No. 27

2010 (Oklahoma State)

Red Zone Offense - No. 1
 Passing Offense - No. 2
 Total Offense - No. 3
 Scoring Offense - No. 3
 First Down Offense - No. 4
 Tackles for Loss Allowed - No. 6
 Sacks Allowed - No. 7
 Passing Efficiency - No. 12

2009 (Houston)

Passing Offense - No. 1
 Total Offense - No. 1
 Scoring Offense - No. 1
 First Down Offense - No. 1
 Tackles for Loss Allowed - No. 2
 Third Down Efficiency - No. 3
 Passing Efficiency - No. 7
 Sacks Allowed - No. 24
 Red Zone Offense - No. 28

2008 (Houston)

Passing Offense - No. 2
 Total Offense - No. 2
 First Down Offense - No. 4
 Passing Efficiency - No. 8
 Scoring Offense - No. 10
 Third Down Efficiency - No. 11

2007 (Texas Tech)

Passing Offense - No. 1
 Total Offense - No. 2
 Passing Efficiency - No. 5
 Scoring Offense - No. 7
 Tackles for Loss Allowed - No. 12
 Third Down Efficiency - No. 13
 Sacks Allowed - No. 22

2006 (Texas Tech)

Passing Offense - No. 3
 Tackles for Loss Allowed - No. 3
 Total Offense - No. 6
 Scoring Offense - No. 13
 Passing Efficiency - No. 23
 Sacks Allowed - No. 24

2005 (Texas Tech)

Passing Offense - No. 1
 Scoring Offense - No. 4
 Total Offense - No. 6
 Passing Efficiency - No. 14

2012

- ✓ Served as West Virginia's Campaign Chair for United Way, raising more than \$330,000, exceeding the goal
- ✓ Led football program into its first year of competition in the Big 12 Conference reaching as high as No. 4 in USA Today Coaches' Poll and No. 5 in the AP Poll
- ✓ Guided West Virginia to a 7-6 overall record in 2012 and an appearance in the New Era Pinstripe Bowl
- ✓ Earned national rankings in 10-of-16 weeks during the 2012 season in both the AP and USA Today Coaches' Polls, ✓ Five Mountaineer players earned 25 All-America honors
- ✓ Three WVU players were drafted in the Top 3 rounds of the NFL Draft, including the No. 8 selection, Tavon Austin
- ✓ Holgorsen has had a first-round NFL draft choice for two straight years, the only WVU coach to accomplish that
- ✓ Tavon Austin and Stedman Bailey were one of four sets of 1,000-yard receivers nationally
- ✓ WVU was one of only two schools nationally to have a 4,000-yard passer and a pair of 1,000-yard receivers
- ✓ WVU was ranked No. 9 nationally in scoring offense and No. 10 in passing offense and total offense.
- ✓ Geno Smith led the nation in passing touchdowns (42)
- ✓ Smith was one of only two quarterbacks to throw for more than 4,000 yards for two straight years
- ✓ Smith was one of five quarterbacks nationally to throw for 30 or more touchdowns in two straight years
- ✓ Bailey led the nation in receiving touchdowns (25) and finished with the second highest amount in a season
- ✓ Austin was the only player nationally to finish with 100 or more receptions for two straight years
- ✓ Austin was the only player nationally to finish with more than 2,000 all-purpose yards for two straight years
- ✓ Austin was the only player in NCAA history to finish his career with more than 3,000 receiving yards and more than 1,000 yards rushing
- ✓ Austin was named the Big 12 Conference co-Special Teams Player of the Year
- ✓ Bailey was a finalist for the Fred Biletnikoff Award;
- ✓ Smith was a finalist for the Johnny Unitas Golden Arm and Manning Awards

2011

- ✓ Named FWAA First-Year Head Coach of the Year
- ✓ Posted a 10-3 mark in his first season as head coach, only WVU coach to win 10 games in his first year
- ✓ Led West Virginia to Big East Championship and BCS win, first WVU coach to accomplish that feat
- ✓ Earned national rankings in 13-of-16 weeks of 2011 season in both the AP and USA Today Coaches Polls, reaching as high as No. 11 in the AP Poll and tied for No. 14 in the USA Today Coaches Poll
- ✓ Tied for fourth in wins among first-year head coaches nationally
- ✓ One of seven coaches to take his program to a BCS Bowl in his first year as a head coach, and only one of three (Larry Coker, 2001; Chris Peterson, 2007) to win the bowl game.
- ✓ Fourth WVU coach to make a bowl appearance and win in his first season (Stewart, DeGroot, Glenn)
- ✓ Three Mountaineer players earned seven All-America honors
- ✓ Three Mountaineer players drafted in the NFL Draft, including the No. 15 pick, Bruce Irvin
- ✓ WVU led the BIG EAST with 10 all-conference honorees and the Special Teams Player of the Year, Austin
- ✓ WVU finished No. 6 nationally in passing offense, No. 13 in scoring offense and No. 15 in total offense.
- ✓ The Mountaineer offense ranked No. 67 in total offense in 2010, the year before Holgorsen arrived, and he took it to No. 15 in 2011.
- ✓ In 2011, Austin and Bailey were the fourth pair of 1,000-yard receivers nationally (Houston, USC, SMU).
- ✓ WVU was one of two schools nationally to have a 4,000-yard passer and two 1,000-yard receivers (Houston).
- ✓ Quarterback Geno Smith finished No. 5 nationally in passing yards per game, No. 8 in completions per game and total offense and No. 17 in passing efficiency.
- ✓ Austin finished No. 1 nationally in all-purpose yardage (198.0), No. 6 in punt returns, No. 8 in receptions per game, No. 20 in kickoff returns and No. 23 in receiving yards per game.
- ✓ Bailey finished No. 13 nationally in receiving yards per game.

Oklahoma State

- ✓ In 2010, was named a finalist for the Frank Broyles Award, signifying the top assistant coach in college football and named the rivals.com national offensive coordinator of the year
- ✓ In 2010, the Cowboys led the nation in total offense during the regular season and finished No. 2 in passing offense and No. 3 in total and scoring offense.
- ✓ OSU averaged 520.23 yards per game in total offense, including 345.9 passing yards and 44.23 points per game.
- ✓ The Cowboy offense ranked No. 61 nationally in total offense in 2009, the year before Holgorsen arrived, and he took it to the No. 1 spot in 2010.
- ✓ Quarterback Brandon Weeden became the first OSU passer to earn first team all-Big 12 honors. He was a finalist for the Manning Award, given to the top quarterback in the nation.
- ✓ Receiver Justin Blackmon was named the recipient of the 2010 Biletnikoff Award, given to the top receiver in the nation, and running back Kendall Hunter was a finalist for the Doak Walker Award, given to the nation's top running back.
- ✓ Weeden, Hunter and Blackmon became only the second trio in NCAA history to pass for at least 3,000 yards, run for more than 1,500 yards and finish with more than 1,500 yards receiving in the same season.

Houston

- ✓ In 2009, UH led the nation in total offense with 563 yards per game, scoring offense with 42.2 points per game, and passing offense with 433.7 yards per game.
- ✓ In 2008, his first year at Houston, the Cougars ranked second in the nation in passing offense (401.6) and total offense (562.77). UH scored 40.62 points per game to rank 10th nationally.
- ✓ Houston quarterback Case Keenum led the nation in total offense in 2008 and 2009, with 403.15 yards of total offense per game as a sophomore and 416.36 yards of offense as a junior.
- ✓ Keenum ranked in the nation's top-10 passing efficiency leaders each of his two seasons under Holgorsen's watch.

Texas Tech

- ✓ During his tenure as offensive coordinator, the Red Raiders increased their offensive numbers from 324.8 yards per game to 529.6 yards per game.
- ✓ In 2007, Texas Tech led the nation in passing offense (470.31 yards per game), ranked second in total offense (529.62 yards per game) and was seventh in scoring offense (40.92 points per game).
- ✓ Quarterback Graham Harrell led the nation in total offense and receiver Michael Crabtree led the nation in receptions per game and receiving yards per game.
- ✓ Crabtree won the Biletnikoff Award as America's top receiver in 2007
- ✓ In 2006, the Red Raiders ranked third nationally in passing offense and sixth in total offense. Harrell was third nationally in total offense with 344.38 yards per game.
- ✓ In 2005, Texas Tech led the nation in passing offense with 388.83 yards per game, was fourth in scoring offense at 39.42 points per game and was sixth in total offense with 495.83 yards per contest.
- ✓ Quarterback Cody Hodges ranked second in the country with 369.08 yards per game.



JUSTIN CRAWFORD

Height: 5-11 | Weight: 198 | Class: Junior
Last School: NW Mississippi CC | Hometown: Columbus, Ga.

2016 Notes

- ✓ Earned first start against Missouri, his first game at West Virginia after transferring from Northwest Mississippi CC
- ✓ Ranks No. 3 in the Big 12 in rushing yards per carry, averaging 6.1 yards
- ✓ Ranks No. 8 in the Big 12 in rushing with 66.6 yards per game
- ✓ Ranks No. 8 in the Big 12 in rushing yards, with 599
- ✓ Ranks No. 18 in the Big 12 in rushing touchdowns (4)
- ✓ Had a career- and game-best 129 rushing yards with one touchdown and a career-long run of 37 yards vs. Kansas
- ✓ Team-high 13 carries at Oklahoma State, finishing with 80 yards with a long of 20 yards
- ✓ Recorded first career multiple TD game with one rushing and one receiving score at Texas Tech; TD reception was the first of his career
- ✓ Gained a game- and career-best 104 yards rushing against Kansas State for second career 100-yard game; scored on a one-yard TD run
- ✓ Finished with a team-high 86 yards rushing against BYU
- ✓ Finished with 101 yards rushing on 21 carries against Missouri, becoming the first Mountaineer to gain 100+ yards rushing in his career debut since Charles Sims ran for 120 yards on 23 attempts against William & Mary on Aug. 31, 2013
- ✓ Scored first career TD against Mizzou, a one-yard run in the third quarter

2016 Game-By-Game

Opponent	Att.	Yds	Avg.	TDs	Long	Rec	Yds	TDs
Missouri	21	101	4.8	1	29	5	9	0
Youngstown St.	12	40	3.3	0	6	0	0	0
BYU	9	86	9.6	0	21	3	36	0
Kansas State	18	104	5.8	1	21	0	0	0
Texas Tech	7	42	6.0	1	12	1	5	1
TCU	1	-2	-2.0	0	0	0	0	0
Oklahoma State	13	80	6.2	0	20	2	8	0
Kansas	13	129	9.9	1	37	0	0	0
Texas	3	12	4.0	0	7	0	0	0
Oklahoma								
Iowa State								
Baylor								
Totals	98	599	6.1	4	37	11	58	1

2016 Single-Game Bests

Rushing Yards	129 vs. Kansas
Rushing Attempts	21 vs. Missouri
Rushing Touchdowns	1 (4 times)
Long Rush	37 vs. Kansas
Receptions	5 vs. Missouri
Receiving Yards	36 vs. BYU
Receiving Touchdowns	1 at Texas Tech
Long Reception	17 vs. BYU

Crawford's Rushing Statistics

Year	Games	Att.	Yards	Avg.	TD	Long
2016	9	98	599	6.1	4	37

Crawford's Receiving Statistics

Year	Games	No.	Yards	Avg.	TD	Long
2016	9	11	58	5.3	1	17



WILLIAM CREST JR.

Height: 6-1 | Weight: 214 | Class: Redshirt Sophomore
Last School: Dunbar | Hometown: Baltimore, Md.

2016 Notes

- ✓ Has played in 17 career games

2016 Game-By-Game

Opponent	Comp.	Att.	Int.	Pct.	Yards	TDs	Long
Missouri	0	0	0	0	0	0	0
Youngstown St.	0	0	0	0	0	0	0
BYU			DNP				
Kansas State			DNP				
Texas Tech	0	0	0	0	0	0	0
TCU	0	0	0	0	0	0	0
Oklahoma State			DNP				
Kansas	0	0	0	0	0	0	0
Texas	0	0	0	0	0	0	0
Oklahoma							
Iowa State							
Baylor							
Totals	0	0	0	0	0	0	0

2016 Single-Game Bests

Rushing Yards	17 vs. Youngstown State
Rushing Attempts	3 vs. Youngstown State
Rushing Touchdowns	
Long Rush	9 vs. Youngstown State
Passing Attempts	
Passing Completions	
Passing Yards	
Passing Touchdowns	
Long Completion	

Career Bests

Rushing Yards	56 at Kansas (*15)
Rushing Attempts	5 vs. Liberty; at Kansas (*15)
Rushing Touchdowns	1 vs. Georgia Southern (*15)
Long Rush	28 at Kansas (*15)
Passing Attempts	28 at Kansas (*15)
Passing Completions	6 vs. Liberty (*15)
Passing Yards	71 at Kansas (*15)
Passing Touchdowns	
Long Completion	45 at Kansas (*15)

Crest Jr.'s Passing Statistics

Year	Games	C/A	Pct.	Yards	TD	Int.	Long
2016	6	0	0	0	0	0	0
2015	11	11/25	.440	124	0	1	45
2014	1	3/4	.750	7	0	0	9
Totals	17	14/29	.483	131	0	1	45

Crest Jr.'s Rushing Statistics

Year	Games	Att.	Yards	Avg.	TD	Long
2016	6	4	10	2.5	0	9
2015	11	20	125	5.3	1	28
2014	1	5	27	5.4	1	13
Totals	17	29	144	5.0	2	28

Crest Jr.'s Receiving Statistics

Year	Games	No.	Yards	Avg.	TD	Long
2016	6	0	0	0	0	0
2015	11	4	29	7.2	0	9
2014	1	0	0	0	0	0
Totals	17	4	29	7.2	0	9



JOVON DURANTE

Height: 6-0 | Weight: 172 | Class: Sophomore
Last School: Miramar | Hometown: Hollywood, Fla.

2016 Notes

- ✓ Has played in 21 career games and started 15
- ✓ Team-long reception of 36 yards at Texas
- ✓ Finished with three catches for 40 yards with a long of 31 yards against TCU
- ✓ Season-high 83 receiving yards at Texas Tech
- ✓ Hauled in a career single-game best seven catches against Kansas State and tallied game-winning TD with a seven-yard, fourth-quarter reception
- ✓ Game-high six receptions in win vs. BYU

2016 Game-By-Game

Opponent	No.	Yards	Avg.	TDs	Long
Missouri	0	0	0	0	0
Youngstown St.	0	0	0	0	0
BYU	6	32	5.3	0	9
Kansas State	7	67	9.6	1	17
Texas Tech	4	83	20.8	0	51
TCU	3	40	13.3	0	31
Oklahoma State	3	9	3.0	0	3
Kansas	2	11	5.5	0	7
Texas	3	30	10.0	0	36
Oklahoma					
Iowa State					
Baylor					
Totals	28	272	9.7	1	51

2016 Single-Game Bests

Receptions	7 vs. Kansas State
Receiving Yards	83 at Texas Tech
Receiving Touchdowns	1 vs. Kansas State
Long Reception	51 at Texas Tech

Career Bests

Receptions	7 vs. Kansas State (*16)
Receiving Yards	121 vs. Georgia Southern (*15)
Receiving Touchdowns	1 (6 times)
Long Reception	57 vs. Georgia Southern (*15)

Durante's Receiving Statistics

Year	Games	No.	Yards	Avg.	TD	Long
2016	9	28	272	9.7	1	51
2015	12	24	378	15.8	5	57
Totals	21	52	650	12.5	6	57



SHELTON GIBSON

Height: 6-0 | Weight: 198 | Class: Redshirt Junior
Last School: Cleveland Heights | Hometown: Cleveland, Ohio

2016 Notes

- ✓ Has played in 34 games and started 22
- ✓ Ranks No. 12 nationally and No. 2 in the Big 12 in yards per reception at 20.03 per catch average
- ✓ Ranks No. 31 nationally and No. 4 in the Big 12 in all-purpose yards with a 132.6 per game average
- ✓ Ranks No. 5 in the Big 12 in receiving yards per game (83.7)
- ✓ Ranks No. 8 in the Big 12 with six receiving touchdowns
- ✓ Ranks No. 8 in the Big 12 in receiving yards, with 701
- ✓ Ranks No. 15 in the Big 12 in receptions per game (3.9)
- ✓ Has eight career 100-yard receiving games
- ✓ Tied with Kevin White and Danny Buggs for 11th place all-time with 15 career touchdown receptions
- ✓ Netted 65 yards on four receptions at Texas
- ✓ Had a career-best two TD receptions vs. Kansas; also finished with 102 yards receiving on four catches
- ✓ Hauled in a 19-yard TD reception at Oklahoma State
- ✓ Scored third TD of the season - 22-yard catch vs. TCU
- ✓ Tallied third straight 100-yard receiving game with game-high 104 yards on three catches vs. K-State
- ✓ Hauled in a 52-yard reception against the Wildcats, his second-longest catch of the season and his third reception of 50 yards or more in as many games
- ✓ Paced the field with 144 yards receiving on four catches in BYU win; second straight 100-yard receiving game
- ✓ Career day against Youngstown State, catching six passes, including two touchdowns, for a career-high 171 yards receiving, his fifth career 100-yard day; it was the 24th-best receiving day in program history

2016 Game-By-Game

Opponent	No.	Yards	Avg.	TDs	Long
Missouri	6	39	6.5	0	11
Youngstown St.	6	171	28.5	2	57
BYU	4	144	36.0	0	51
Kansas State	3	104	34.7	0	52
Texas Tech	4	14	3.5	0	8
TCU	2	29	14.5	1	22
Oklahoma State	2	33	16.5	1	19
Kansas	4	102	25.5	2	40
Texas	4	65	16.3	0	23
Oklahoma					
Iowa State					
Baylor					
Totals	35	701	20.0	6	57

2016 Single-Game Bests

Receptions..... 6 vs. Missouri, vs. Youngstown State
 Receiving Yards..... 171 vs. Youngstown State
 Receiving Touchdowns..... 2 vs. Youngstown State,
 vs. Kansas
 Long Reception 57 vs. Youngstown State

Career Bests

Receptions..... 6 (4 times)
 Receiving Yards..... 171 vs. Youngstown State ('16)
 Receiving Touchdowns..... 2 (3 times)
 Long Reception 70 at Baylor ('15)

Gibson's Receiving Statistics

Year	Games	No.	Yards	Avg.	TD	Long
2016	9	35	701	20.0	6	57
2015	13	37	887	24.0	9	70
2014	12	4	60	15.0	0	47
Totals	34	76	1648	21.7	15	70



SKYLER HOWARD

Height: 6-0 | Weight: 210 | Class: Senior
Last School: Riverside City Coll. | Hometown: Ft. Worth, Texas

2016 Notes

- ✓ Has played in 26 career games and started 24
- ✓ Ranks No. 17 nationally and No. 5 in the Big 12 in total offense (315.1 avg.)
- ✓ Ranks No. 31 nationally and No. 5 in the Big 12 in points responsible for per game (15.3)
- ✓ Ranks No. 17 nationally and No. 3 in the Big 12 in yards per pass attempt (8.4)
- ✓ Ranks No. 23 nationally and No. 4 in the Big 12 in completion percentage (.645)
- ✓ Ranks No. 22 nationally and No. 5 in the Big 12 in passing yards per game (284.7 avg.)
- ✓ Ranks No. 28 nationally and No. 4 in the Big 12 in passing efficiency (147.8)
- ✓ Ranks No. 22 nationally and No. 4 in the Big 12 in completions per game (21.8 avg.)
- ✓ Ranks No. 30 nationally and No. 6 in the Big 12 in passing yards (2,562)
- ✓ Ranks No. 4 in the Big 12 in passing yards per completion (13.1 avg.)
- ✓ Ranks No. 5 in the Big 12 in points responsible for (138)
- ✓ Ranks No. 6 in the Big 12 in passing touchdowns (17)
- ✓ Ranks No. 12 in the Big 12 in rushing touchdowns (6)
- ✓ Has completed seven passes of 50 yards or more this season, including one in four straight games (Youngstown State-Texas Tech)
- ✓ With four touchdown passes against TCU, moved into fourth place all-time in career touchdown passes, passing Chad Johnston (1993-96), Oliver Luck (1978-81) and Rasheed Marshall (2001-04) for fourth place; he now has 51 career touchdown passes
- ✓ With 6,536 passing yards, moved past Pat White for third place on the all-time list
- ✓ With 473 career passing completions, moved past Rasheed Marshall for fifth place on the all-time list
- ✓ With 63 touchdowns responsible for, moved passed Marc Bulger for fifth place on the all-time list
- ✓ Connected with Ka'Raun White on a 29-yard TD at Texas
- ✓ Responsible for five touchdowns against Kansas, three passing, two rushing
- ✓ Ran for and threw one TD at Oklahoma State
- ✓ Threw four touchdowns in win against TCU
- ✓ Threw one TD and ran for two more at Texas Tech for his first career multiple rushing TD game
- ✓ Finished with a career-high 41 pass attempts against Kansas State
- ✓ Tallied a career-high 31 pass completions in win vs. BYU; also accounted for two TDs (one passing, one rushing)
- ✓ Matched a career high with five touchdown passes in win over Youngstown State; also completed 20 passes for season-high 389 yards
- ✓ Finished with a season-high 23 pass completions in 2016 opener vs. Missouri

2016 Game-By-Game

Opponent	Comp.	Att.	Int.	Pct.	Yards	TDs	Long
Missouri	23	35	1	.657	253	0	29
Youngstown St.	20	33	1	.606	389	5	57
BYU	31	40	1	.775	332	1	51
Kansas State	24	41	1	.585	298	1	52
Texas Tech	21	31	0	.677	318	1	53
TCU	16	23	0	.696	231	4	36
Oklahoma St.	24	39	2	.615	212	1	20
Kansas	16	27	0	.593	260	3	40
Texas	21	35	3	.600	269	1	36
Oklahoma							
Iowa State							
Baylor							
Totals	196	304	9	.645	2562	17	57

2016 Single-Game Bests

Rushing Yards 89 at Texas Tech
 Rushing Attempts 16 vs. TCU
 Rushing Touchdowns 2 at Texas Tech, vs. Kansas
 Long Rush 33 vs. Kansas
 Passing Attempts 41 vs. Kansas State
 Passing Completions 31 vs. BYU
 Passing Yards 389 vs. Youngstown State
 Passing Touchdowns 5 vs. Youngstown State
 Long Completion 57 vs. Youngstown State

Career Bests

Rushing Yards 129 at Kansas ('15)
 Rushing Attempts 19 vs. Oklahoma State ('15)
 Rushing Touchdowns 2 at Texas Tech ('16),
 vs. Kansas ('16)
 Long Rush 50 at Oklahoma ('15)
 Passing Attempts 51 vs. Arizona State ('15)
 Passing Completions 31 vs. BYU ('16)
 Passing Yards 532 vs. Arizona State ('15)
 Passing Touchdowns 5 vs. Arizona State ('15),
 vs. Youngstown State ('16)
 Long Completion 70 at Baylor ('15)

Howard's Passing Statistics

Year	Games	C/A	Pct.	Yards	TD	Int.	Long
2016	9	196/304	.645	2562	17	9	57
2015	13	221/403	.548	3,145	26	14	70
2014	4	56/110	.509	829	8	0	53
Totals	26	473/817	.579	6,536	51	23	70

Howard's Rushing Statistics

Year	Games	Att.	Yards	Avg.	TD	Long
2016	9	88	274	3.1	6	33
2015	13	157	502	3.2	6	50
2014	4	22	140	6.4	0	24
Totals	26	267	916	3.4	12	50



GARY JENNINGS

Height: 6-2 | Weight: 203 | Class: Sophomore
Last School: Colonial Forge | Hometown: Stafford, Va.

2016 Notes

- ✓ Has played in 22 career games
- ✓ First touchdown of season with 11-yard catch against TCU
- ✓ Season-long 47-yard reception at Texas Tech

2016 Game-By-Game

Opponent	No.	Yards	Avg.	TDs	Long
Missouri	0	0	0	0	0
Youngstown St.	1	11	11.0	0	11
BYU	1	9	9.0	0	9
Kansas State	1	9	9.0	0	9
Texas Tech	1	47	47.0	0	47
TCU	1	11	11.0	1	11
Oklahoma State	0	0	0	0	0
Kansas	1	4	4.0	0	4
Texas	0	0	0	0	0
Oklahoma					
Iowa State					
Baylor					
Totals	6	91	15.2	1	47

2016 Single-Game Bests

Receptions..... 1 (6 times)
Receiving Yards..... 47 at Texas Tech
Receiving Touchdowns..... 1 vs. TCU
Long Reception 47 at Texas Tech

Career Bests

Receptions..... 4 vs. Liberty ('15)
Receiving Yards..... 68 vs. Arizona State ('15)
Receiving Touchdowns..... 1 vs. Arizona State ('15),
..... vs. TCU ('16)
Long Reception 64 vs. Arizona State ('15)

Jennings' Receiving Statistics

Year	Games	No.	Yards	Avg.	TD	Long
2016	9	6	91	15.2	1	47
2015	13	7	116	16.6	1	64
Totals	22	13	207	15.9	2	64



DEVONTE MATHIS

Height: 6-1 | Weight: 221 | Class: Redshirt Senior
Last School: Miramar | Hometown: Miami, Fla.

2016 Notes

- ✓ Has played in 35 career games and started two
- ✓ Grabbed a career-long reception of 20 yards against Missouri

2016 Game-By-Game

Opponent	No.	Yards	Avg.	TDs	Long
Missouri	1	20	20.0	0	20
Youngstown St.	0	0	0	0	0
BYU	1	13	13.0	0	13
Kansas State	0	0	0	0	0
Texas Tech	0	0	0	0	0
TCU	0	0	0	0	0
Oklahoma State	1	13	13.0	0	13
Kansas	0	0	0	0	0
Texas	0	0	0	0	0
Oklahoma					
Iowa State					
Baylor					
Totals	3	46	15.3	0	20

2016 Single-Game Bests

Receptions..... 1 (3 times)
Receiving Yards..... 20 vs. Missouri
Receiving Touchdowns.....
Long Reception 20 vs. Missouri

Career Bests

Receptions..... 4 vs. William & Mary ('13)
Receiving Yards..... 44 vs. William & Mary ('13)
Receiving Touchdowns.....
Long Reception 20 vs. Missouri ('16)

Mathis' Receiving Statistics

Year	Games	No.	Yards	Avg.	TD	Long
2016	9	3	46	15.3	0	20
2015	10	6	47	7.8	0	14
2014	8	0	0	0	0	0
2013	8	7	82	11.7	0	19
Totals	35	16	175	10.9	0	20



KENNEDY MCKOY

Height: 6-0 | Weight: 204 | Class: Freshman
Last School: North Davidson | Hometown: Lexington, N.C.

2016 Notes

- ✓ Has played in nine games as a true freshman and earned first career start at Texas
- ✓ Ranks No. 14 in the Big 12 in rushing yards per game (51.0)
- ✓ Ranks No. 15 in the Big 12 in rushing yards (459)
- ✓ Tallied first career rushing TDs with two scores at Texas; finished with a team-high 73 yards rushing
- ✓ Ran for a career-best 127 yards with a long of 44 yards against Kansas
- ✓ Ran for a game-high 83 yards on a season-high 10 rushing attempts at Oklahoma State with a long run of 15 yards
- ✓ Ran for a season-best 99 yards at Texas Tech; including season-long run of 38 yards
- ✓ Saw first career action against Missouri
- ✓ First career rush, reception and touchdown was against Youngstown State

2016 Game-By-Game

Opponent	Att.	Yds	Avg.	TDs	Long	Rec	Yds	TDs
Missouri	0	0	0	0	0	0	0	0
Youngstown St.	3	34	11.3	0	22	1	21	1
BYU	1	5	5.0	0	5	2	11	0
Kansas State	0	0	0	0	0	0	0	0
Texas Tech	4	99	24.8	0	38	0	0	0
TCU	7	38	5.4	0	26	0	0	0
Oklahoma State	10	83	8.3	0	15	1	4	0
Kansas	18	127	7.1	0	44	0	0	0
Texas	25	73	2.9	2	10	3	17	0
Oklahoma								
Iowa State								
Baylor								
Totals	68	459	6.8	2	44	7	53	1

2016 Single-Game Bests

Rushing Yards 127 vs. Kansas
Rushing Attempts 25 at Texas
Rushing Touchdowns 2 at Texas
Long Rush 44 vs. Kansas
Receptions..... 3 at Texas
Receiving Yards..... 21 vs. Youngstown State
Receiving Touchdowns..... 1 vs. Youngstown State
Long Reception 21 vs. Youngstown State

McKoy's Rushing Statistics

Year	Games	Att.	Yards	Avg.	TD	Long
2016	9	68	459	6.8	2	44

McKoy's Receiving Statistics

Year	Games	No.	Yards	Avg.	TD	Long
2016	9	7	53	7.6	1	21



RUSHEL SHELL III

Height: 5-10 | Weight: 225 | Class: Redshirt Senior
Last School: Pitt | Hometown: Hopewell, Pa.

2016 Notes

- ✓ Has played in 33 career games and started 18
- ✓ Tied for No. 10 on WVU's career rushing touchdown list with 20
- ✓ Ranks No. 10 in the Big 12 in rushing yards per game (63.1 avg.), No. 12 in rushing yards per carry (4.9), No. 14 in rushing yards (505) and No. 16 in rushing touchdowns (5)
- ✓ Shows 2,001 career rushing yards and ranks 17th on WVU's all-time career list
- ✓ Recorded 100-yard rushing games in back-to-back weeks at Texas Tech and vs. TCU
- ✓ Second on the team with at least one reception in 16 straight games
- ✓ Ran for 38 yards at Oklahoma State before being sidelined with an injury
- ✓ Season- and game-high 117 rushing yards against TCU
- ✓ Scored two rushing TDs at Texas Tech for his fifth career game with two or more TDs
- ✓ Went over 100 yards rushing at Texas Tech for the first time this season and the first time since gaining 146 yards at Iowa State in 2014
- ✓ First two-TD game of 2016 in win vs. BYU
- ✓ Paced the field with 84 rushing yards in win over Youngstown State
- ✓ Finished second on team with 90 yards rushing against Missouri
- ✓ Hauled in a career-long reception of 22 yards against Missouri

2016 Game-By-Game

Opponent	Att.	Yds	Avg.	TDs	Long	Rec	Yds	TD
Missouri	16	90	5.6	1	23	1	22	0
Youngstown St.	16	84	5.2	0	21	1	5	0
BYU	11	35	3.2	2	10	4	22	0
Kansas State	8	35	4.4	0	12	1	5	0
Texas Tech	21	104	5.0	2	14	1	2	0
TCU	24	117	4.9	0	20	2	35	0
Oklahoma State	7	38	5.4	0	15	1	3	0
Kansas								
Texas	1	2	2.0	0	2	0	0	0
Oklahoma								
Iowa State								
Baylor								
Totals	104	505	4.9	5	23	11	94	0

2016 Single-Game Bests

Rushing Yards	117 vs. TCU
Rushing Attempts	24 vs. TCU
Rushing Touchdowns	2 vs. BYU, at Texas Tech
Long Rush	23 vs. Missouri
Receptions	4 vs. BYU
Receiving Yards	35 vs. TCU
Receiving Touchdowns	
Long Reception	28 vs. TCU

Career Bests

Rushing Yards	146 at Iowa State ('14)
Rushing Attempts	27 at Maryland ('14)
Rushing Touchdowns	2 (5 times)
Long Rush	54 at Iowa State ('14)
Receptions	4 vs. Towson ('14), vs. BYU ('16)
Receiving Yards	47 vs. Towson ('14)
Receiving Touchdowns	
Long Reception	28 vs. TCU ('16)

Shell's Rushing Statistics

Year	Games	Att.	Yards	Avg.	TD	Long
2016	8	104	505	4.9	5	23
2015	13	161	708	4.4	8	43
2014	12	176	788	4.5	7	54
Totals	33	441	2001	4.5	20	54

Shell's Receiving Statistics

Year	Games	No.	Yards	Avg.	TD	Long
2016	8	11	94	8.5	0	28
2015	13	16	101	6.3	0	17
2014	12	21	140	6.7	0	19
Totals	33	48	335	7.0	0	28



ELIJAH WELLMAN

Height: 6-1 | Weight: 240 | Class: Redshirt Junior
Last School: Spring Valley | Hometown: Huntington, W.Va.

2016 Notes

- ✓ Has played in 34 career games and started seven

2016 Game-By-Game

Opponent	Att.	Yds	Avg.	TDs	Long	Rec	Yds	TDs
Missouri	3	22	7.3	0	11	0	0	0
Youngstown St.	3	6	2.0	0	4	0	0	0
BYU	0	0	0	0	0	1	4	0
Kansas State	0	0	0	0	0	1	4	0
Texas Tech	2	-2	-1.0	0	1	0	0	0
TCU	0	0	0	0	0	0	0	0
Oklahoma State	0	0	0	0	0	0	0	0
Kansas	3	5	1.7	0	4	0	0	0
Texas	0	0	0	0	0	0	0	0
Oklahoma								
Iowa State								
Baylor								
Totals	11	31	2.8	0	11	2	8	0

2016 Single-Game Bests

Rushing Yards	22 vs. Missouri
Rushing Attempts	3 (3 times)
Rushing Touchdowns	
Long Rush	11 vs. Missouri
Receptions	1 vs. BYU, Kansas State
Receiving Yards	4 vs. BYU, Kansas State
Receiving Touchdowns	
Long Reception	4 vs. BYU, Kansas State

Career Bests

Rushing Yards	35 vs. Iowa State ('15)
Rushing Attempts	5 at Kansas, vs. Iowa State ('15)
Rushing Touchdowns	1 vs. Texas ('15)
Long Rush	14 vs. Iowa State ('15)
Receptions	1 (10 times)
Receiving Yards	10 vs. Alabama ('14)
Receiving Touchdowns	1 (3 times)
Long Reception	10 vs. Alabama ('14)

Wellman's Rushing Statistics

Year	Games	Att.	Yards	Avg.	TD	Long
2016	9	11	31	2.8	0	11
2015	13	14	73	5.2	1	17
2014	12	2	4	2.0	0	2
Totals	34	27	108	4.0	1	17

Wellman's Receiving Statistics

Year	Games	No.	Yards	Avg.	TD	Long
2016	9	2	8	4.0	0	4
2015	13	5	16	3.1	2	7
2014	12	4	11	2.8	1	10
Totals	34	11	35	3.2	3	10



DAIKIEL SHORTS JR.

Height: 6-1 | Weight: 202 | Class: Senior
Last School: Eastern Christian | Hometown: Clayton, N.J.

2016 Notes

- ✓ Has played in 47 career games and started 31
- ✓ Ranks No. 31 nationally and No. 5 in the Big 12 in receiving yards per game (83.7)
- ✓ Ranks No. 40 nationally and No. 8 in the Big 12 in catches per game (5.7 avg.)
- ✓ Ranks No. 5 in the Big 12 in receiving yards (753)
- ✓ Ranks No. 12 in the Big 12 in all-purpose yards (83.7)
- ✓ Ranks No. 14 in the Big 12 in yards per reception (14.8)
- ✓ Ranks No. 16 in the Big 12 with four receiving touchdowns
- ✓ Tied with three players for No. 14 all-time with 13 WVU career touchdown receptions
- ✓ Moved into a tie with Khori Ivy at No. 6 on WVU all-time in career receptions with 160
- ✓ Jumped four places to No. 6 on WVU's career receiving yards chart with 2,122 yards
- ✓ Leads WVU with at least one catch in the last 22 games
- ✓ Netted 75 yards on five catches at Texas
- ✓ Had a team-best seven catches for 104 yards with a touchdown against Kansas
- ✓ Paced offense at Oklahoma State with 82 yards on eight catches
- ✓ Game-high 74 yards receiving on four catches and a touchdown vs. TCU
- ✓ Finished with his second 100-yard receiving game of the season at Texas Tech with three catches for 100 yards
- ✓ Had a season and career long 53-yard reception at Texas Tech
- ✓ His 31-yard catch against Kansas State was a season long and his longest reception since hauling in a 38 yard catch at TCU on Nov. 2, 2013
- ✓ Fourth-quarter TD reception vs. BYU proved to be the difference in the win
- ✓ Hauled in six passes for 93 yards, including an 11-yard TD, in win vs. Youngstown State
- ✓ In season opener against Missouri, caught eight passes for a career-best 131 yards, his first career 100-yard receiving game

2016 Game-By-Game

Opponent	No.	Yards	Avg.	TDs	Long
Missouri	8	131	16.4	0	29
Youngstown St.	6	93	15.5	1	22
BYU	5	22	4.4	1	9
Kansas State	5	72	14.4	0	31
Texas Tech	3	100	33.3	0	53
TCU	4	74	18.5	1	36
Oklahoma State	8	82	10.3	0	15
Kansas	7	104	14.9	1	22
Texas	5	75	15.0	0	26
Oklahoma					
Iowa State					
Baylor					
Totals	51	753	14.8	4	53

2016 Single-Game Bests

Receptions.....8 vs. Missouri, at Oklahoma State
Receiving Yards.....131 vs. Missouri
Receiving Touchdowns.....1 (4 times)
Long Reception53 at Texas Tech

Career Bests

Receptions.....9 vs. Texas Tech ('13)
Receiving Yards.....131 vs. Missouri ('16)
Receiving Touchdowns.....2 vs. Georgia State ('13)
Long Reception53 at Texas Tech ('16)

Shorts Jr.'s Receiving Statistics

Year	Games	No.	Yards	Avg.	TD	Long
2016	9	51	753	14.8	4	53
2015	13	45	528	11.7	5	29
2014	13	24	346	14.4	2	29
2013	12	45	495	11.0	2	38
Totals	47	165	2,122	12.9	13	53



KA'RAUN WHITE

Height: 6-1 | Weight: 200 | Class: Redshirt Junior
Last School: Lackawanna College | Hometown: Macungie, Pa.

2016 Notes

- ✓ Has played in 18 career games and started 11
- ✓ Ranks No. 12 in the Big 12 in receptions per game (4.7) and No. 15 in receiving yards per game (54.2)
- ✓ Ranks No. 16 in the Big 12 with 488 total receiving yards
- ✓ Hauled in a 29-yard TD reception at Texas; paced the team with six catches for 82 yards
- ✓ Second on team at Oklahoma State with six catches for 60 yards
- ✓ Grabbed second touchdown of season with 16 yard catch vs. TCU; tied with Daikiel Shorts Jr with a game-high four receptions
- ✓ Hauled in a career single-game high seven receptions at Texas Tech
- ✓ Career outing in win vs. Youngstown State, catching five passes, a single-game career best, for 88 yards and one touchdown

2016 Game-By-Game

Opponent	No.	Yards	Avg.	TDs	Long
Missouri	2	32	16.0	0	25
Youngstown St.	5	88	17.6	1	53
BYU	4	39	9.8	0	19
Kansas State	5	35	7.0	0	13
Texas Tech	7	67	9.6	0	20
TCU	4	42	10.5	1	24
Oklahoma State	6	60	10.0	0	20
Kansas	3	43	14.3	0	17
Texas	6	82	13.7	1	29
Oklahoma					
Iowa State					
Baylor					
Totals	42	488	11.6	3	53

2016 Single-Game Bests

Receptions.....7 at Texas Tech
Receiving Yards.....88 vs. Youngstown State
Receiving Touchdowns.....1(3 times)
Long Reception53 vs. Youngstown State

Career Bests

Receptions.....7 at Texas Tech ('16)
Receiving Yards.....116 vs. Arizona State ('15)
Receiving Touchdowns.....1 (4 times)
Long Reception64 vs. Arizona State ('15)

White's Receiving Statistics

Year	Games	No.	Yards	Avg.	TD	Long
2016	9	42	488	11.6	3	53
2015	9	15	275	18.3	0	64
Totals	18	57	763	13.4	3	53

MOUNTAINEER DEFENSE



JUSTIN ARNDT

Height: 5-11 | Weight: 214 | Class: Redshirt Senior
Last School: Martinsburg | Hometown: Martinsburg, W.Va.

2016 Notes

- ✓ Has played in 44 career games with eight starts
- ✓ Leads the team in tackles (58); tied for the team lead with three sacks and is tied for second with five TFLs
- ✓ Led the team with a career-best 12 tackles and added a sack and his first career PBU at Texas
- ✓ Had five tackles against Kansas
- ✓ Tied for the team lead with seven tackles at OSU
- ✓ Recorded a team-best and career-high-tying six solo tackles against TCU
- ✓ Had a team-high-tying five tackles, three solo, at TTU
- ✓ Led the team with 1.5 TFLs with a sack for a loss of 12 yards and totaled five tackles against Kansas State
- ✓ Recorded five tackles vs. BYU
- ✓ Had five tackles and assisted on a TFL vs. Youngstown State
- ✓ Recorded a team-high-tying eight tackles, six solo, with a team-best two TFLs and a sack, in his first career start against Missouri

2016 Game-By-Game

Opponent	UT/AT/TT	TFL	Sacks	FF	FR	Int	PBU
Missouri	6/2/8	2/11	1/9	0	0	0	0
Youngstown St.	3/2/5	0.5/1	0	0	0	0	0
BYU	2/3/5	0	0	0	0	0	0
Kansas State	1/4/5	1.5/13	1/12	0	0	0	0
Texas Tech	3/2/5	0	0	0	0	0	0
TCU	6/0/6	0	0	0	0	0	0
Oklahoma State	4/3/7	0	0	0	0	0	0
Kansas	3/2/5	0	0	0	0	0	0
Texas	11/1/12	1/7	1/7	0	0	0	1
Oklahoma							
Iowa State							
Baylor							
Totals	39/19/58	5/32	3/28	0	0	0	1

2016 Season-Game Bests

Unassisted Tackles..... 11 at Texas
Assisted Tackles..... 4 vs. Kansas State
Total Tackles..... 12 at Texas
Tackles For Loss..... 2 vs. Missouri
Sacks..... 1 vs. Missouri, vs. Kansas State, at Texas
Forced Fumbles.....
Fumble Recoveries.....
Interceptions.....
Pass Breakups..... 1 at Texas

Career Bests

Unassisted Tackles..... 11 at Texas (*16)
Assisted Tackles..... 4 vs. Kansas State (*16)
Total Tackles..... 12 at Texas (*16)
Tackles For Loss..... 2 vs. Missouri (*16)
Sacks..... 1 (3 times)
Forced Fumbles..... 1 vs. Kansas State (*14)
Fumble Recoveries..... 1 vs. Texas (*15)
Interceptions.....
Pass Breakups..... 1 at Texas

Arndt's Defensive Statistics

Year	GP	T/A/TT	TFL	Sacks	INT	PB	FF	FR
2016	9	39/19/58	5/32	3/28	0	1	0	0
2015	13	5/5/10	0	0	0	0	0	1
2014	13	9/3/12	0	0	0	0	1	0
2013	9	3/2/5	0	0	0	0	0	0
Totals	44	56/29/85	5/32	3/28	0	1	1	1



TOYOUS AVERY

Height: 5-10 | Weight: 200 | Class: Redshirt Sophomore
Last School: Coffeyville CC | Hometown: Covington, Ga.

2016 Notes

- ✓ Has played in seven career games
- ✓ Had a career-high-tying four solo tackles with his first career TFL at Texas
- ✓ Notched three solo tackles against Kansas
- ✓ Had four solo tackles and a pass-breakup in his career debut against Missouri

2016 Game-By-Game

Opponent	UT/AT/TT	TFL	Sacks	FF	FR	Int	PBU
Missouri	4/0/4	0	0	0	0	0	1
Youngstown St.	1/0/1	0	0	0	0	0	0
BYU			DNP				
Kansas State			DNP				
Texas Tech	0/0/0	0	0	0	0	0	0
TCU	0/0/0	0	0	0	0	0	1
Oklahoma State	0/0/0	0	0	0	0	0	0
Kansas	3/0/3	0	0	0	0	0	0
Texas	4/0/4	1/1	0	0	0	0	0
Oklahoma							
Iowa State							
Baylor							
Totals	12/0/12	1/1	0	0	0	0	2

2016 Season-Game Bests

Unassisted Tackles..... 4 vs. Missouri, at Texas
Assisted Tackles.....
Total Tackles..... 4 vs. Missouri, at Texas
Tackles For Loss..... 1 at Texas
Sacks.....
Forced Fumbles.....
Fumble Recoveries.....
Interceptions.....
Pass Breakups..... 1 vs. Missouri, vs. TCU

Avery's Defensive Statistics

Year	GP	T/A/TT	TFL	Sacks	INT	PB	FF	FR
2016	7	12/0/12	1/1	0	0	2	0	0



AL-RASHEED BENTON

Height: 6-1 | Weight: 237 | Class: Redshirt Junior
Last School: Shabazz | Hometown: Newark, N.J.

2016 Notes

- ✓ Has played in 35 career games and started 10
- ✓ Fourth on the team in tackles with 46
- ✓ Recovered his first career fumble and had two tackles at Texas
- ✓ Had five tackles against Kansas
- ✓ Tied for the team lead with a career-high-tying seven tackles at Oklahoma State
- ✓ Notched a team-high-tying six tackles vs. TCU
- ✓ Had a team-high-tying five tackles, three solo, at Texas Tech
- ✓ Recorded six tackles against Kansas State
- ✓ Assisted on three tackles and had a QB-hurry vs. BYU
- ✓ Was second on the team with seven tackles and had his first career interception against Youngstown State
- ✓ Notched five tackles, four solo, against Missouri

2016 Game-By-Game

Opponent	UT/AT/TT	TFL	Sacks	FF	FR	Int	PBU
Missouri	4/1/5	0	0	0	0	0	0
Youngstown St.	6/1/7	0	0	0	0	1/13	0
BYU	0/3/3	0	0	0	0	0	0
Kansas State	4/2/6	0	0	0	0	0	0
Texas Tech	3/2/5	0	0	0	0	0	0
TCU	3/3/6	0	0	0	0	0	0
Oklahoma State	4/3/7	0	0	0	0	0	0
Kansas	4/1/5	0	0	0	0	0	0
Texas	1/1/2	0	0	0	1/0	0	0
Oklahoma							
Iowa State							
Baylor							
Totals	29/17/46	0	0	0	1/0	1/13	0

2016 Season-Game Bests

Unassisted Tackles..... 6 vs. Youngstown State
Assisted Tackles..... 3 vs. BYU, at Oklahoma State
Total Tackles..... 7 vs. Youngstown State, at Oklahoma State
Tackles For Loss.....
Sacks.....
Forced Fumbles.....
Fumble Recoveries..... 1 at Texas
Interceptions..... 1 vs. Youngstown State
Pass Breakups.....

Career Bests

Unassisted Tackles..... 6 vs. Youngstown State (*16)
Assisted Tackles..... 3 (3 times)
Total Tackles..... 7 (3 times)
Tackles For Loss..... 2 vs. Liberty (*15)
Sacks.....
Forced Fumbles.....
Fumble Recoveries..... 1 at Texas
Interceptions..... 1 vs. Youngstown State (*16)
Pass Breakups.....

Benton's Defensive Statistics

Year	GP	T/A/TT	TFL	Sacks	INT	PB	FF	FR
2016	9	29/17/46	0	0	1/13	0	0	1
2015	13	14/7/21	4/8	0	0	0	0	0
2014	13	3/3/6	0	0	0	0	0	0
Totals	35	46/27/73	4/8	0	1/13	0	0	1



CHRISTIAN BROWN

Height: 6-2 | Weight: 305 | Class: Redshirt Senior
Last School: Bridgeton | Hometown: Ft. Myers, Fla.

2016 Notes

- ✓ Has played in 49 career games and started 23
- ✓ Had a season-high six tackles at Texas with one PBU
- ✓ Posted a pair of solo tackles against Kansas
- ✓ Had three tackles against TCU
- ✓ Recorded a sack with four total tackles at Texas Tech
- ✓ Notched a TFL and three total tackles against Kansas State
- ✓ Had a tackle and a pass break-up against BYU
- ✓ Had two tackles, including a TFL, vs. Youngstown State
- ✓ Recovered his first career fumble and recorded three tackles, one solo, against Missouri

2016 Game-By-Game

Opponent	UT/AT/TT	TFL	Sacks	FF	FR	Int	PBU
Missouri	1/2/3	0	0	0	1/0	0	0
Youngstown St.	2/0/2	1/1	0	0	0	0	0
BYU	0/1/1	0	0	0	0	0	1
Kansas State	2/1/3	1/3	0	0	0	0	0
Texas Tech	3/1/4	1/5	1/5	0	0	0	0
TCU	2/1/3	0	0	0	0	0	0
Oklahoma State	0/0/0	0	0	0	0	0	0
Kansas	2/0/2	0	0	0	0	0	0
Texas	3/3/6	0	0	0	0	0	1
Oklahoma							
Iowa State							
Baylor							
Totals	15/9/24	3/9	1/5	0	1/0	0	2

2016 Season-Game Bests

Unassisted Tackles.....3 at Texas Tech, at Texas
Assisted Tackles.....3 at Texas
Total Tackles.....6 at Texas
Tackles For Loss.....1 vs. YSU, vs. Kansas State, at Texas Tech
Sacks.....1 at Texas Tech
Forced Fumbles.....
Fumble Recoveries.....1 vs. Missouri
Interceptions.....
Pass Breakups.....1 vs. BYU, at Texas

Career Bests

Unassisted Tackles.....5 vs. Texas A&M (*14)
Assisted Tackles.....3 at TCU (*15), at Texas (*16)
Total Tackles.....7 vs. Texas A&M (*14)
Tackles For Loss.....1.5 vs. Iowa State (*15)
Sacks.....1 (3 times)
Forced Fumbles.....1 vs. Oklahoma (*12)
Fumble Recoveries.....1 vs. Missouri (*16)
Interceptions.....
Pass Breakups.....1 (3 times)

Brown's Defensive Statistics

Year	GP	T/A/TT	TFL	Sacks	INT	PB	FF	FR
2016	9	15/9/24	3/9	1/5	0	2	0	1/0
2015	13	24/9/33	4.5/20	2/15	0	0	0	0
2014	12	13/8/21	0	0	0	1	0	0
2013	4	1/2/3	0	0	0	0	0	0
2012	11	7/3/11	2/2	0	0	0	1	0
Totals	49	61/31/92	9.5/31	3/20	0	3	1	1/0



ANTONIO CRAWFORD

Height: 5-10 | Weight: 185 | Class: Redshirt Senior
Last School: Miami | Hometown: Tampa, Fla.

2016 Notes

- ✓ Has played in six career games at WVU with three starts
- ✓ Recorded a pair of solo tackles at Oklahoma State
- ✓ Had two tackles, with one for a loss of three yards vs. TCU
- ✓ Had a solo tackle against Texas Tech
- ✓ Had four tackles and a pass break-up vs. BYU
- ✓ Recorded three solo tackles, including a TFL, with two pass breakups, vs. Youngstown State
- ✓ Led the team with eight tackles, all solo, in his WVU debut against Missouri

2016 Game-By-Game

Opponent	UT/AT/TT	TFL	Sacks	FF	FR	Int	PBU
Missouri	8/0/8	0	0	0	0	0	1
Youngstown St.	3/0/3	1/3	0	0	0	0	2
BYU	3/1/4	0	0	0	0	0	1
Kansas State			DNP				
Texas Tech	1/0/1	0	0	0	0	0	0
TCU	2/0/2	1/3	0	0	0	0	0
Oklahoma State	2/0/2	0	0	0	0	0	0
Kansas			DNP				
Texas			DNP				
Oklahoma							
Iowa State							
Baylor							
Totals	19/1/20	2/6	0	0	0	0	4

2016 Season-Game Bests

Unassisted Tackles.....8 vs. Missouri
Assisted Tackles.....1 vs. BYU
Total Tackles.....8 vs. Missouri
Tackles For Loss.....1 vs. Youngstown State
Sacks.....
Forced Fumbles.....
Fumble Recoveries.....
Interceptions.....
Pass Breakups.....2 vs. Youngstown State

Crawford's Defensive Statistics

Year	GP	T/A/TT	TFL	Sacks	INT	PB	FF	FR
2016	6	19/1/20	2/6	0	0	4	0	0



RASUL DOUGLAS

Height: 6-2 | Weight: 203 | Class: Redshirt Senior
Last School: Nassau CC | Hometown: East Orange, N.J.

2016 Notes

- ✓ Has played in 20 career games with eight starts
- ✓ Leads the Big 12 and is second nationally with six interceptions
- ✓ Ranks No. 2 in the Big 12 and No. 12 nationally in passes defended
- ✓ Is second on the team with 50 tackles
- ✓ Had nine tackles and an interception at Texas
- ✓ Had a career-best two interceptions and added a TFL and four total tackles against Kansas
- ✓ Had five solo tackles and a pass breakup at OSU
- ✓ Returned an interception 37 yards and added four tackles against TCU
- ✓ Had three tackles, including first career sack at TTU
- ✓ Had an interception, assisted on a TFL and recorded five tackles against Kansas State
- ✓ Had his second career interception and returned it 54 yards for a touchdown and added six tackles vs. BYU
- ✓ Led the team with a career-best 11 tackles, nine solo, and assisted on a TFL and added two pass breakups against Youngstown State

2016 Game-By-Game

Opponent	UT/AT/TT	TFL	Sacks	FF	FR	Int	PBU
Missouri	3/0/3	0	0	0	0	0	1
Youngstown St.	9/2/11	0.5/0	0	0	0	0	2
BYU	1/5/6	0	0	0	0	1-54	0
Kansas State	3/2/5	0.5/1	0	0	0	1-0	1
Texas Tech	3/0/3	1/11	1/11	0	0	0	0
TCU	4/0/4	0	0	0	0	1-37	0
Oklahoma State	5/0/5	0	0	0	0	0	1
Kansas	3/1/4	1/1	0	0	0	2-0	0
Texas	5/4/9	0	0	0	0	1-3	1
Oklahoma							
Iowa State							
Baylor							
Totals	36/14/50	3/13	1/11	0	0	6-94	6

2016 Season-Game Bests

Unassisted Tackles.....9 vs. Youngstown State
Assisted Tackles.....5 vs. BYU
Total Tackles.....11 vs. Youngstown State
Tackles For Loss.....1 at Texas Tech, vs. Kansas
Sacks.....1 at Texas Tech
Forced Fumbles.....
Fumble Recoveries.....
Interceptions.....2 vs. Kansas
Pass Breakups.....2 vs. Youngstown State

Career Bests

Unassisted Tackles.....9 vs. Youngstown State (*16)
Assisted Tackles.....5 vs. BYU (*16)
Total Tackles.....11 vs. Youngstown State (*16)
Tackles For Loss.....1 at Texas Tech (*16), vs. Kansas (*16)
Sacks.....1 at Texas Tech (*16)
Forced Fumbles.....1 at Baylor (*15)
Fumble Recoveries.....
Interceptions.....2 vs. Kansas (*16)
Pass Breakups.....2 vs. Youngstown State (*16)

Douglas' Defensive Statistics

Year	GP	T/A/TT	TFL	Sacks	INT	PB	FF	FR
2016	9	36/14/50	3/13	1/11	6	6	0	0
2015	11	6/2/8	0	0	1	1	1	0
Totals	20	42/16/58	3/13	1/11	7	7	1	0



MAURICE FLEMING

Height: 5-11 | Weight: 203 | Class: Redshirt Senior
Last School: Iowa | Hometown: Chicago, Ill

2016 Notes

- ✓ Has played in nine games and has four starts
- ✓ Had a career-best nine tackles and two PBUs at Texas
- ✓ Notched four solo tackles against Kansas
- ✓ Had six solo tackles, with one for a loss, at Oklahoma State
- ✓ Recorded three tackles at Texas Tech
- ✓ Had three tackles against Kansas State
- ✓ Forced a fumble, had a game-saving interception and added seven tackles, all career-bests, against BYU
- ✓ Recorded a pair of solo tackles and a pass breakup against Youngstown State
- ✓ Had a tackle in his career debut against Missouri

2016 Game-By-Game

Opponent	UT/AT/TT	TFL	Sacks	FF	FR	Int	PBU
Missouri	1/0/1	0	0	0	0	0	0
Youngstown St.	2/0/2	0	0	0	0	0	1
BYU	6/1/7	0	0	1	0	1-2	1
Kansas State	2/1/3	0	0	0	0	0	0
Texas Tech	3/0/3	0	0	0	0	0	0
TCU	0/0/0	0	0	0	0	0	0
Oklahoma State	6/0/6	1/1	0	0	0	0	0
Kansas	4/0/4	0	0	0	0	0	0
Texas	8/1/9	0	0	0	0	0	2
Oklahoma							
Iowa State							
Baylor							
Totals	32/3/35	1/1	0	1	0	1-2	4

2016 Season-Game Bests

Unassisted Tackles..... 8 at Texas
 Assisted Tackles..... 1 vs. BYU, vs. Kansas State, at Texas
 Total Tackles..... 9 at Texas
 Tackles For Loss..... 1 at Oklahoma State
 Sacks.....
 Forced Fumbles..... 1 vs. BYU
 Fumble Recoveries.....
 Interceptions..... 1 vs. BYU
 Pass Breakups..... 2 at Texas

Fleming's Defensive Statistics

Year	GP	T/A/TT	TFL	Sacks	INT	PB	FF	FR
2016	9	32/3/35	1/1	0	1	4	1	0



JARROD HARPER

Height: 6-0 | Weight: 210 | Class: Redshirt Senior
Last School: Mountain Ridge | Hometown: Frostburg, Md.

2016 Notes

- ✓ Has played in 47 career games with 18 starts
- ✓ Third on the team in tackles with 49
- ✓ Recorded six tackles, all solo, at Texas
- ✓ Led the team with career-best seven solo tackles vs. Kansas
- ✓ Had five tackles with a tackle for loss at Oklahoma State
- ✓ Notched four tackles, all solo, at Texas Tech
- ✓ Led the team with a career-high-tying eight tackles, six solo, vs. Kansas State
- ✓ Second on the team with a career-best eight tackles vs. BYU
- ✓ Third on the team with six tackles vs. Youngstown State
- ✓ Recorded four solo tackles and a pass breakup vs. Missouri

2016 Game-By-Game

Opponent	UT/AT/TT	TFL	Sacks	FF	FR	Int	PBU
Missouri	4/0/4	0	0	0	0	0	1
Youngstown St.	5/1/6	0	0	0	0	0	0
BYU	3/5/8	0	0	0	0	0	0
Kansas State	6/2/8	0	0	0	0	0	0
Texas Tech	4/0/4	0	0	0	0	0	0
TCU	0/1/1	0	0	0	0	0	0
Oklahoma State	4/1/5	1/1	0	0	0	0	0
Kansas	7/0/7	0	0	0	0	0	0
Texas	6/0/6	0	0	0	0	0	0
Oklahoma							
Iowa State							
Baylor							
Totals	39/10/49	1/1	0	0	0	0	1

2016 Season-Game Bests

Unassisted Tackles..... 7 vs. Kansas
 Assisted Tackles..... 5 vs. BYU
 Total Tackles..... 8 vs. BYU ('16), vs. Kansas State ('16)
 Tackles For Loss..... 1 (5 times)
 Sacks..... 1 vs. Towson ('14)
 Forced Fumbles..... 1 at Kansas ('13)
 Fumble Recoveries..... 1 at Kansas ('15)
 Interceptions.....
 Pass Breakups..... 1 vs. Missouri

Career Bests

Unassisted Tackles..... 7 vs. Kansas ('16)
 Assisted Tackles..... 5 vs. BYU ('16)
 Total Tackles..... 8 vs. BYU ('16), vs. Kansas State ('16)
 Tackles For Loss..... 1 (5 times)
 Sacks..... 1 vs. Towson ('14)
 Forced Fumbles..... 1 at Kansas ('13)
 Fumble Recoveries..... 1 at Kansas ('15)
 Interceptions.....
 Pass Breakups..... 2 vs. OSU ('15), vs. TCU ('15)

Harper's Defensive Statistics

Year	GP	T/A/TT	TFL	Sacks	INT	PB	FF	FR
2016	9	39/10/49	1/1	0	0	1	0	0
2015	13	29/7/36	3/10	0	0	4	0	1
2014	13	9/4/13	1/9	1/9	0	0	0	0
2013	12	6/4/10	0	0	0	0	1	0
Totals	47	83/25/108	5/20	1/9	0	5	1	1



DARRIEN HOWARD

Height: 6-1 | Weight: 300 | Class: Senior
Last School: Chaminate-Julienne | Hometown: Dayton, Ohio.

2016 Notes

- ✓ Has played in 34 career games with nine starts
- ✓ Posted a career-best seven tackles at Texas
- ✓ Had three tackles against Kansas
- ✓ Finished with six tackles at Oklahoma State
- ✓ Had a sack and four total tackles vs. TCU
- ✓ Forced his first career fumble, had a career-best two TFLs, including a sack for a loss of 22 yards, at Texas Tech
- ✓ Tied a career best with a TFL and four solo tackles vs. Kansas State
- ✓ Notched four tackles against BYU
- ✓ Earned his first career start and had six tackles, four solo, against Missouri

2016 Game-By-Game

Opponent	UT/AT/TT	TFL	Sacks	FF	FR	Int	PBU
Missouri	4/2/6	0	0	0	0	0	0
Youngstown St.	0/1/1	0	0	0	0	0	0
BYU	1/3/4	0	0	0	0	0	0
Kansas State	4/0/4	1/1	0	0	0	0	0
Texas Tech	3/1/4	2/23	1/22	1	0	0	0
TCU	3/1/4	1/3	1/3	0	0	0	0
Oklahoma State	3/3/6	0	0	0	0	0	0
Kansas	2/1/3	0	0	0	0	0	0
Texas	5/2/7	0	0	0	0	0	0
Oklahoma							
Iowa State							
Baylor							
Totals	25/14/39	4/27	2/25	1	0	0	0

2016 Season-Game Bests

Unassisted Tackles..... 5 at Texas
 Assisted Tackles..... 3 vs. BYU, at Oklahoma State
 Total Tackles..... 7 at Texas
 Tackles For Loss..... 2 at Texas Tech
 Sacks..... 1 at Texas Tech, vs. TCU
 Forced Fumbles..... 1 at Texas Tech
 Fumble Recoveries.....
 Interceptions.....
 Pass Breakups.....

Career Bests

Unassisted Tackles..... 5 at Texas ('16)
 Assisted Tackles..... 3 vs. BYU ('16), at Oklahoma State ('16)
 Total Tackles..... 7 at Texas ('16)
 Tackles For Loss..... 2 at Texas Tech
 Sacks..... 1 (3 times)
 Forced Fumbles..... 1 at Texas Tech ('16)
 Fumble Recoveries.....
 Interceptions.....
 Pass Breakups..... 1 vs. Liberty ('15)

Howard's Defensive Statistics

Year	GP	T/A/TT	TFL	Sacks	INT	PB	FF	FR
2016	9	25/14/39	4/27	2/25	0	0	1	0
2015	13	13/3/16	3/12	1/3	0	1	0	0
2014	8	2/2/4	0.5/1	0	0	0	0	0
2013	4	4/2/6	0	0	0	0	0	0
Totals	34	44/21/65	7.5/40	3/28	0	1	1	0



NANA KYEREMEH

Height: 5-10 | Weight: 191 | Class: Redshirt Senior
Last School: Thomas Worthington | Hometown: Worthington, Ohio.

2016 Notes

- ✓ Has played in 39 career games
- ✓ Notched three tackles, all solo, against Kansas
- ✓ Recovered his second career fumble against TCU
- ✓ Recorded three tackles against Kansas State
- ✓ Had a season-best four tackles against BYU
- ✓ Had a solo tackle and a pass breakup vs. Missouri

2016 Game-By-Game

Opponent	UT/AT/TT	TFL	Sacks	FF	FR	Int	PBU
Missouri	1/0/1	0	0	0	0	0	1
Youngstown St.	1/0/1	0	0	0	0	0	0
BYU	2/2/4	0	0	0	0	0	0
Kansas State	2/1/3	0	0	0	0	0	0
Texas Tech	0/0/0	0	0	0	0	0	0
TCU	0/0/0	0	0	0	1-0	0	0
Oklahoma State	0/0/0	0	0	0	0	0	0
Kansas	3/0/3	0	0	0	0	0	0
Texas	0/0/0	0	0	0	0	0	0
Oklahoma							
Iowa State							
Baylor							
Totals	9/3/12	0	0	0	1-0	0	1

2016 Season-Game Bests

Unassisted Tackles..... 3 vs. Kansas
Assisted Tackles..... 2 vs. BYU
Total Tackles..... 4 vs. BYU
Tackles For Loss.....
Sacks.....
Forced Fumbles.....
Fumble Recoveries..... 1 vs. TCU
Interceptions.....
Pass Breakups..... 1 vs. Missouri

Career Bests

Unassisted Tackles..... 5 at TCU ('15)
Assisted Tackles... 2 vs. James Madison ('12), vs. BYU ('16)
Total Tackles..... 5 at TCU ('15), at Kansas ('15)
Tackles For Loss..... 0.5 vs. Georgia Southern ('15)
Sacks.....
Forced Fumbles..... 1 vs. Texas ('15)
Fumble Recoveries..... 1 vs. TCU ('12) 1 vs. TCU ('16)
Interceptions..... 1 vs. Kansas ('15)
Pass Breakups..... 1 (4 times)

Kyeremeh's Defensive Statistics

Year	GP	T/A/TT	TFL	Sacks	INT	PB	FF	FR
2016	9	9/3/12	0	0	0	1	0	1
2015	13	15/5/20	0.5/1	0	1	1	1	0
2014	4	1/0/1	0	0	0	0	0	0
2012	13	11/5/16	0	0	0	2	0	1
Totals	39	36/13/49	0.5/1	0	1	4	1	2



DAVID LONG

Height: 5-11 | Weight: 223 | Class: Redshirt Freshman
Last School: Winton Woods | Hometown: Cincinnati, Ohio

2016 Notes

- ✓ Has played in nine career games with six starts
- ✓ Had a career-best 10 tackles with his second career sack for a loss of four yards at Texas
- ✓ Posted three tackles against Kansas
- ✓ Recorded three tackles at Oklahoma State
- ✓ Had four total tackles, including a sack vs. TCU
- ✓ Notched a career-best five tackles and assisted on a TFL at Texas Tech
- ✓ Made his first career start and had a TFL for a loss of six yards with three solo tackles against Kansas State
- ✓ Recorded two tackles against BYU
- ✓ Had four solo tackles in his career debut against Missouri

2016 Game-By-Game

Opponent	UT/AT/TT	TFL	Sacks	FF	FR	Int	PBU
Missouri	4/0/4	0	0	0	0	0	0
Youngstown St.	0/0/0	0	0	0	0	0	0
BYU	0/2/2	0	0	0	0	0	0
Kansas State	3/0/3	1/6	0	0	0	0	0
Texas Tech	3/2/5	0.5/1	0	0	0	0	0
TCU	3/1/4	1/5	1/5	0	0	0	0
Oklahoma State	2/1/3	0	0	0	0	0	0
Kansas	2/1/3	0	0	0	0	0	0
Texas	7/3/10	1/4	1/4	0	0	0	0
Oklahoma							
Iowa State							
Baylor							
Totals	24/10/34	3.5/16	2/9	0	0	0	0

2016 Season-Game Bests

Unassisted Tackles..... 7 at Texas
Assisted Tackles..... 3 at Texas
Total Tackles..... 10 at Texas
Tackles For Loss..... 1 vs. Kansas State., vs. TCU, at Texas
Sacks..... 1 vs. TCU, at Texas
Forced Fumbles.....
Fumble Recoveries.....
Interceptions.....
Pass Breakups.....

Long's Defensive Statistics

Year	GP	T/A/TT	TFL	Sacks	INT	PB	FF	FR
2016	9	24/10/34	3.5/16	2/9	0	0	0	0



NOBLE NWACHUKWU

Height: 6-2 | Weight: 275 | Class: Redshirt Senior
Last School: Wylie | Hometown: Wylie, Texas

2016 Notes

- ✓ Has played in 43 career games and started 34
- ✓ Leads the team with six TFLs
- ✓ Posted four tackles against Kansas
- ✓ Had a career-high-tying seven tackles, with one for a loss, at Oklahoma State
- ✓ Notched three solo tackles, including a sack vs. TCU
- ✓ Had a TFL for a loss of four yards with two tackles at Texas Tech
- ✓ Picked up a sack and three total tackles against K-State
- ✓ Had a sack for a loss of six yards and three tackles vs. BYU
- ✓ Recorded four solo tackles against Youngstown State
- ✓ Had a solo tackle against Missouri

2016 Game-By-Game

Opponent	UT/AT/TT	TFL	Sacks	FF	FR	Int	PBU
Missouri	1/0/1	0	0	0	0	0	0
Youngstown St.	4/0/4	0	0	0	0	0	0
BYU	2/1/3	1/6	1/6	0	0	0	0
Kansas State	3/0/3	1/2	1/2	0	0	0	0
Texas Tech	2/0/2	1/4	0	0	0	0	0
TCU	3/0/3	2/10	1/9	0	0	0	1
Oklahoma State	6/1/7	1/2	0	0	0	0	0
Kansas	3/1/4	0	0	0	0	0	0
Texas			DNP				
Oklahoma							
Iowa State							
Baylor							
Totals	24/3/27	6/24	3/17	0	0	0	0

2016 Season-Game Bests

Unassisted Tackles..... 6 at Oklahoma State
Assisted Tackles 1 vs. BYU, at Oklahoma State, vs. Kansas
Total Tackles..... 7 at Oklahoma State
Tackles For Loss..... 2 vs. TCU
Sacks..... 1 vs. BYU, vs. Kansas State, vs. TCU
Forced Fumbles.....
Fumble Recoveries.....
Interceptions.....
Pass Breakups.....

Career Bests

Unassisted Tackles... 6 at Kansas St. ('15), at Oklahoma St. ('16)
Assisted Tackles..... 5 vs. Alabama ('14)
Total Tackles..... 7 at TCU ('15), at Oklahoma State ('16)
Tackles For Loss..... 3 vs. Texas ('15), at K-State ('15)
Sacks..... 3 vs. Texas ('15)
Forced Fumbles..... 1 vs. Georgia Southern ('15)
Fumble Recoveries.....
Interceptions.....
Pass Breakups..... 1 (5 times)

Nwachukwu's Defensive Statistics

Year	GP	T/A/TT	TFL	Sacks	INT	PB	FF	FR
2016	8	24/3/27	6/24	3/17	0	0	0	0
2015	13	37/10/47	13/52	8.5/46	0	1	1	0
2014	13	21/13/34	8/30	2/16	0	4	0	0
2013	9	4/1/5	1/8	1/8	0	0	1	0
Totals	43	83/27/110	28/114	14.5/87	0	5	2	0



XAVIER PRESTON

Height: 6-2 | Weight: 240 | Class: Junior
Last School: Jensen Beach | Hometown: Stuart, Fla.

2016 Notes

- ✓ Has played in 30 career games
- ✓ Had a season-high-tying two solo tackles at Texas
- ✓ Recorded a pair of solo tackles against Kansas
- ✓ Had his first career sack for a loss of five yards at OSU
- ✓ Assisted on a tackle at Texas Tech
- ✓ Had a QB hurry against Kansas State
- ✓ Recorded a solo tackle vs. BYU
- ✓ Made his season debut and had a pair of solo tackles vs. Youngstown State

2016 Game-By-Game

Opponent	UT/AT/TT	TFL	Sacks	FF	FR	Int	PBU
Missouri			DNP				
Youngstown St.	2/0/2	0	0	0	0	0	0
BYU	1/0/1	0	0	0	0	0	0
Kansas State	0/0/0	0	0	0	0	0	0
Texas Tech	0/1/1	0	0	0	0	0	0
TCU	0/0/0	0	0	0	0	0	0
Oklahoma State	1/0/1	1/5	1/5	0	0	0	0
Kansas	2/0/2	0	0	0	0	0	0
Texas	2/0/2	0	0	0	0	0	0
Oklahoma							
Iowa State							
Baylor							
Totals	8/1/9	1/5	1/5	0	0	0	0

2016 Season-Game Bests

Unassisted Tackles... 2 vs. Youngstown State, vs. Kansas, at Texas
 Assisted Tackles..... 1 at Texas Tech
 Total Tackles 2 vs. Youngstown State, vs. Kansas, at Texas
 Tackles For Loss..... 1 at Oklahoma State
 Sacks..... 1 at Oklahoma State
 Forced Fumbles.....
 Fumble Recoveries.....
 Interceptions.....
 Pass Breakups.....

Career Bests

Unassisted Tackles..... 3 at Baylor ('15)
 Assisted Tackles..... 3 at Baylor ('15)
 Total Tackles..... 6 at Baylor ('15)
 Tackles For Loss..... 2 at Baylor ('15)
 Sacks..... 1 at Oklahoma State ('16)
 Forced Fumbles.....
 Fumble Recoveries.....
 Interceptions.....
 Pass Breakups.....

Preston's Defensive Statistics

Year	GP	T/A/TT	TFL	Sacks	INT	PB	FF	FR
2016	8	8/1/9	1/5	1/5	0	0	0	0
2015	13	10/8/18	3/7	0	0	0	0	0
2014	9	1/1/2	0	0	0	0	0	0
Totals	30	19/10/29	4/12	1/5	0	0	0	0



KHAIRI SHARIF

Height: 5-8 | Weight: 184 | Class: Redshirt Senior
Last School: Cisco JC | Hometown: Houston, Texas

2016 Notes

- ✓ Has played in 21 career games
- ✓ Had a solo tackle at Oklahoma State
- ✓ Notched a solo tackle against Texas Tech
- ✓ Recovered first career fumble and added a solo tackle vs. BYU
- ✓ Had two solo tackles against Missouri

2016 Game-By-Game

Opponent	UT/AT/TT	TFL	Sacks	FF	FR	Int	PBU
Missouri	2/0/2	0	0	0	0	0	0
Youngstown St.	1/0/1	0	0	0	0	0	0
BYU	1/0/1	0	0	0	1/0	0	0
Kansas State	0/0/0	0	0	0	0	0	0
Texas Tech	1/0/1	0	0	0	0	0	0
TCU	1/0/1	0	0	0	0	0	0
Oklahoma State	1/0/1	0	0	0	0	0	0
Kansas			DNP				
Texas	0/0/0	0	0	0	0	0	0
Oklahoma							
Iowa State							
Baylor							
Totals	7/0/7	0	0	0	1/0	0	0

2016 Season-Game Bests

Unassisted Tackles..... 2 vs. Missouri
 Assisted Tackles.....
 Total Tackles..... 2 vs. Missouri
 Tackles For Loss.....
 Sacks.....
 Forced Fumbles.....
 Fumble Recoveries..... 1 vs. BYU
 Interceptions.....
 Pass Breakups.....

Career Bests

Unassisted Tackles..... 2 vs. Missouri ('16)
 Assisted Tackles..... 1 at TCU ('15)
 Total Tackles..... 2 vs. Missouri ('16)
 at TCU ('15)
 Tackles For Loss.....
 Sacks.....
 Forced Fumbles.....
 Fumble Recoveries..... 1 vs. BYU ('16)
 Interceptions.....
 Pass Breakups.....

Sharif's Defensive Statistics

Year	GP	T/A/TT	TFL	Sacks	INT	PB	FF	FR
2016	8	7/0/7	0	0	0	0	0	1/0
2015	13	5/1/6	0	0	0	0	0	0
Totals	21	12/1/13	0	0	0	0	0	1/0



ADAM SHULER II

Height: 6-4 | Weight: 267 | Class: Redshirt Freshman
Last School: Lyman | Hometown: Longwood, Fla.

2016 Notes

- ✓ Has played in nine career games
- ✓ Posted four tackles against Kansas
- ✓ Recorded a pair of tackles at Texas Tech
- ✓ Notched a career-best seven tackles against BYU
- ✓ Had six tackles, five solo, and forced a fumble in his career debut against Missouri

2016 Game-By-Game

Opponent	UT/AT/TT	TFL	Sacks	FF	FR	Int	PBU
Missouri	5/1/6	0	0	1	0	0	0
Youngstown St.	0/0/0	0	0	0	0	0	0
BYU	2/5/7	0	0	0	0	0	0
Kansas State	0/1/1	0	0	0	0	0	0
Texas Tech	1/1/2	0	0	0	0	0	0
TCU	0/0/0	0	0	0	0	0	0
Oklahoma State	0/1/1	0	0	0	0	0	0
Kansas	2/2/4	0	0	0	0	0	0
Texas	1/1/2	0	0	0	0	0	0
Oklahoma							
Iowa State							
Baylor							
Totals	11/12/23	0	0	1	0	0	0

2016 Season-Game Bests

Unassisted Tackles..... 5 vs. Missouri
 Assisted Tackles..... 5 vs. BYU
 Total Tackles..... 7 vs. BYU
 Tackles For Loss.....
 Sacks.....
 Forced Fumbles..... 1 vs. Missouri
 Fumble Recoveries.....
 Interceptions.....
 Pass Breakups.....

Shuler's Defensive Statistics

Year	GP	T/A/TT	TFL	Sacks	INT	PB	FF	FR
2016	9	11/12/23	0	0	0	0	1	0



JEREMY TYLER

Height: 5-11 | Weight: 207 | Class: Senior
Last School: Martin Luther King | Hometown: Lithonia, Ga.

2016 Notes

- ✓ Has played in 42 career games and started 10
- ✓ Posted five tackles and a PBU at Texas
- ✓ Had two tackles against Kansas, both solo
- ✓ Recorded three solo tackles at Oklahoma State
- ✓ Had two tackles and a career-best two pass breakups vs. TCU
- ✓ Tied for the team lead with five tackles at Texas Tech
- ✓ Had a TFL and six total tackles against Kansas State
- ✓ Forced a fumble, had an interception and added five tackles and a pass breakup vs. BYU
- ✓ Had five solo tackles vs. Youngstown State
- ✓ Had five tackles, four solo, against Missouri

2016 Game-By-Game

Opponent	UT/AT/TT	TFL	Sacks	FF	FR	Int	PBU
Missouri	4/1/5	0	0	0	0	0	1
Youngstown St.	5/0/5	0	0	0	0	0	1
BYU	4/1/5	0	0	1	0	1/0	1
Kansas State	5/1/6	1/3	0	0	0	0	0
Texas Tech	4/1/5	0	0	0	0	0	0
TCU	1/1/2	0	0	0	0	0	2
Oklahoma State	3/0/3	0	0	0	0	0	0
Kansas	2/0/2	0	0	0	0	0	0
Texas	3/2/5	0	0	0	0	0	1
Oklahoma							
Iowa State							
Baylor							
Totals	31/7/38	1/3	0	1	0	1/0	6

2016 Season-Game Bests

Unassisted Tackles..... 5 vs. YSU, vs. K-State
Assisted Tackles..... 2 at Texas
Total Tackles..... 6 vs. K-State
Tackles For Loss..... 1 vs. K-State
Sacks.....
Forced Fumbles..... 1 vs. BYU
Fumble Recoveries.....
Interceptions..... 1 vs. BYU
Pass Breakups..... 2 vs. TCU

Career Bests

Unassisted Tackles..... 7 vs. Iowa State ('13)
Assisted Tackles..... 3 vs. Iowa State ('13)
Total Tackles..... 10 vs. Iowa State ('13)
Tackles For Loss..... 2.5 vs. Iowa State ('13)
Sacks.....
Forced Fumbles..... 1 (3 times)
Fumble Recoveries..... 1 vs. Iowa State ('15)
Interceptions..... 1 vs. Maryland ('15), vs. BYU ('16)
Pass Breakups..... 2 vs. TCU ('16)

Tyler's Defensive Statistics

Year	GP	T/A/TT	TFL	Sacks	INT	PB	FF	FR
2016	9	31/7/38	1/3	0	1/0	6	1	0
2015	12	19/1/20	0	0	1/16	2	1	1
2014	13	7/2/9	0	0	0	0	0	0
2013	8	12/5/17	3/8	0	0	1	1	0
Totals	42	69/15/84	4/11	0	2/16	9	3	1



SEAN WALTERS

Height: 6-2 | Weight: 227 | Class: Redshirt Senior
Last School: Hallandale | Hometown: Hollywood, Fla.

2016 Notes

- ✓ Has played in 39 career games with three starts
- ✓ Posted a career-high-tying three solo tackles against Kansas
- ✓ Had his first career interception at Texas Tech
- ✓ Collected three solo tackles at Texas Tech, including a nine-yard sack
- ✓ Notched two tackles vs. BYU
- ✓ Recorded three solo tackles, including one TFL, against Youngstown State
- ✓ Made his first career start against Missouri

2016 Game-By-Game

Opponent	UT/AT/TT	TFL	Sacks	FF	FR	Int	PBU
Missouri	1/0/1	0	0	0	0	0	0
Youngstown St.	3/0/3	1/3	0	0	0	0	0
BYU	0/2/2	0	0	0	0	0	0
Kansas State	0/0/0	0	0	0	0	0	0
Texas Tech	3/0/3	1/9	1/9	0	0	1/0	0
TCU	0/0/0	0	0	0	0	0	0
Oklahoma State	1/0/1	0	0	0	0	0	0
Kansas	3/0/3	0	0	0	0	0	0
Texas	0/0/0	0	0	0	0	0	0
Oklahoma							
Iowa State							
Baylor							
Totals	11/2/13	2/12	1/9	0	0	1/0	0

2016 Season-Game Bests

Unassisted Tackles..... 3 (3 times)
Assisted Tackles..... 2 vs. BYU
Total Tackles..... 3 (3 times)
Tackles For Loss..... 1 vs. Youngstown State,
..... at Texas Tech
Sacks..... 1 at Texas Tech
Forced Fumbles.....
Fumble Recoveries.....
Interceptions..... 1 at Texas Tech
Pass Breakups.....

Career Bests

Unassisted Tackles..... 3 (4 times)
Assisted Tackles..... 2 at Kansas ('15), vs. BYU ('16)
Total Tackles..... 4 at Baylor ('15), at Kansas ('15)
Tackles For Loss..... 1 vs. Maryland ('15),
..... at Texas Tech ('16)
Sacks..... 1 vs. Maryland ('15),
..... at Texas Tech ('16)
Forced Fumbles.....
Fumble Recoveries.....
Interceptions..... 1 at Texas Tech
Pass Breakups.....

Walters' Defensive Statistics

Year	GP	T/A/TT	TFL	Sacks	INT	PB	FF	FR
2016	9	11/2/13	2/12	1/9	1/0	0	0	0
2015	12	15/3/18	1/10	1/10	0	0	0	0
2014	6	1/0/1	0	0	0	0	0	0
2013	12	3/0/3	0	0	0	0	0	0
Totals	39	30/5/35	3/22	2/19	1/0	0	0	0



KYZIR WHITE

Height: 6-3 | Weight: 212 | Class: Junior
Last School: Lackawanna College | Hometown: Macungie, Pa.

2016 Notes

- ✓ Has played in nine career games with nine starts
- ✓ Fifth on the team in tackles with 43, tied for first with three sacks and tied for second in TFLs with five
- ✓ Had a career-best two sacks for a loss of 11 yards with his first career forced fumble and fumble recovery while adding five tackles at Texas
- ✓ Had three tackles, all solo, against Kansas
- ✓ Recorded a pair of tackles at Oklahoma State
- ✓ Notched four solo tackles against TCU
- ✓ Led the team with five solo tackles at Texas Tech
- ✓ Recorded a sack for a loss of eight yards with six total tackles and a pass breakup against Kansas State
- ✓ Had one tackle for loss with a team-best and career-high nine tackles vs. BYU
- ✓ Was third on the team with seven tackles, all solo, including a tackle for a loss of two yards while making his first career start vs. Missouri

2016 Game-By-Game

Opponent	UT/AT/TT	TFL	Sacks	FF	FR	Int	PBU
Missouri	7/0/7	1/2	0	0	0	0	0
Youngstown St.	1/1/2	0	0	0	0	0	0
BYU	6/3/9	1/1	0	0	0	0	0
Kansas State	5/1/6	1/8	1/8	0	0	0	1
Texas Tech	5/0/5	0	0	0	0	0	0
TCU	4/0/4	0	0	0	0	0	0
Oklahoma State	1/1/2	0	0	0	0	0	0
Kansas	3/0/3	0	0	0	0	0	0
Texas	4/1/5	2/11	2/11	1	1/0	0	0
Oklahoma							
Iowa State							
Baylor							
Totals	36/7/43	5/22	3/19	1	1/0	0	0

2016 Season-Game Bests

Unassisted Tackles..... 7 vs. Missouri
Assisted Tackles..... 3 vs. BYU
Total Tackles..... 9 vs. BYU
Tackles For Loss..... 2 at Texas
Sacks..... 2 at Texas
Forced Fumbles..... 1 at Texas
Fumble Recoveries..... 1 at Texas
Interceptions..... 1 at Texas
Pass Breakups.....

White's Defensive Statistics

Year	GP	T/A/TT	TFL	Sacks	INT	PB	FF	FR
2016	9	36/7/43	5/22	3/19	0	0	1	1



MOUNTAINEER SPECIAL TEAMS



MIKEMOLINA

Height: 5-8 | Weight: 180 | Class: Redshirt Junior
Last School: Hurricane | Hometown: Hurricane, W.Va.

2016 Notes

- ✓ Has played in 14 career games
- ✓ Ranks No. 17 nationally and No. 1 in the Big 12 in field goals per game
- ✓ Ranks No. 60 nationally and No. 5 in the Big 12 in field goal percentage
- ✓ Ranks No. 7 in the Big 12 in scoring
- ✓ Ranks No. 4 in Big 12 scoring by kickers
- ✓ Leads team in scoring with 77 points
- ✓ Hit a season and career long 44-yard field goal at Texas
- ✓ Converted on two of three field goal attempts vs. Kansas and connected on six PATs to total 12 points in the win
- ✓ Season and career-long 39-yard FG vs. Kansas
- ✓ Connected on two of three field goals at Oklahoma State with a long of 36 yards
- ✓ Connected on two of three field goals vs. TCU with a long of 38 yards
- ✓ Two of three field goals at Texas Tech to go along with nine kickoffs for a 61.4 avg.
- ✓ Seven kickoffs vs. Youngstown State for a 63.0 average to go along with a 33-yard field goal
- ✓ 4-for-4 in field goals vs. Missouri with a long of 33 yards
- ✓ Seven kickoffs vs. Missouri, totalling 435 yards for a 62.1 average with four touchbacks

2016 Game-By-Game

Opponent	FGM/FGA	Pct.	Long	XP/XPA	Pts.
Missouri	4/4	1.000	33	2/2	14
Youngstown St.	1/2	.500	32	5/5	8
BYU	0/0	.000	0	5/5	5
Kansas State	0/0	.000	0	2/2	2
Texas Tech	2/3	.666	34	6/6	12
TCU	2/3	.666	38	4/4	10
Oklahoma State	2/3	.666	36	2/2	8
Kansas	2/3	.666	39	6/6	12
Texas	1/1	1.000	44	3/3	6
Oklahoma					
Iowa State					
Baylor					
Totals	14/19	.737	44	35/35	77

2016 FG SEQUENCE

Missouri	(19), (26), (21), (33)
Youngstown St.	30, (32)
BYU	--
Kansas State	--
Texas Tech	43, (34), (22)
TCU	47, (38), (26)
Oklahoma State	(36), 39, (21)
Kansas	(35), 27, (39)
Texas	(44)
Oklahoma	
Iowa State	
Baylor	

Numbers in (parentheses) indicate FG was made.

2016 Season-Game Bests

Field Goals Made 4 vs. Missouri
 Field Goals Attempted 4 vs. Missouri
 Field Goal Percentage 1.000 vs. Missouri, Texas
 Longest Field Goal 44 vs. Texas
 Extra Points Made 6 vs. Texas Tech, Kansas
 Extra Points Attempted 6 vs. Texas Tech, Kansas
 Most Kickoff Yards 537 vs. Kansas
 Best Kickoff Average 65.0 vs. Texas
 Most Touchbacks 5 vs. Texas Tech

Molina's Field Goal Statistics

Year	FG/A	Pct.	1/29	30/39	40/49	50+	LG
2016	14/19	.737	6/7	7/9	1/3	0	44
2015	0	0	0	0	0	0	0
Totals	14/19	.737	6/7	7/9	1/3	0	44

Molina's Kickoff Statistics

Year	Kickoffs	Yards	Avg.	TB
2016	58	3,482	60.0	21
2015	8	510	63.8	3
Totals	66	3,992	60.4	24



BILLYKINNEY

Height: 6-4 | Weight: 213 | Class: Redshirt Sophomore
Last School: University | Hometown: Morgantown, W.Va.

2016 Notes

- ✓ Has played in nine career games
- ✓ Ranks No. 2 in the Big 12 in punting (44.1)
- ✓ Ranks No. 24 nationally in punting
- ✓ Has five punts of 50 or more yards on the season and has placed 10 punts inside the opponents 20
- ✓ Great effort at Texas swinging field position for the Mountaineers. Finished with five punts for a 44.6 avg., two punts of 50 yards and placed two inside the Longhorn 20
- ✓ Three punts for a 42.7 avg. vs. Kansas with a long of 47 yards
- ✓ Three punts at Oklahoma State for 136 yards at a 45.3 average; long punt went for 49 yards
- ✓ Five punts vs. TCU for a 43.2 avg. with a long of 47 yards and placed two punts inside the 20
- ✓ One punt at Texas Tech for 45 yards
- ✓ Four punts vs. Kansas State for a 40.0 avg. and a long of 46 yards. Also placed two punts inside the KSU 20
- ✓ Three punts for a 41.0 avg. and a long of 46 yards vs. BYU
- ✓ Great day punting against Youngstown State with four punts for a 49.2 avg. Long punt went for 55 yards
- ✓ Booted five punts vs. Missouri for 227 yards and a 45.4 average
- ✓ Long punt went for 53 yards, and placed one punt inside the 20 vs. Missouri

2016 Game-By-Game

Opponent	Punts	Yds.	Avg.	Lg.	TB	FC	50+	I-20
Missouri	5	227	45.4	53	2	1	1	1
Youngstown St.	4	197	49.2	55	1	0	2	1
BYU	3	123	41.0	46	0	1	0	1
Kansas State	4	160	40.0	46	0	1	0	2
Texas Tech	1	45	45.0	45	0	0	0	0
TCU	5	216	43.2	47	0	1	0	2
Oklahoma State	3	136	45.3	49	1	1	0	0
Kansas	3	128	42.7	47	0	3	0	1
Texas	5	223	44.6	50	0	2	2	2
Oklahoma								
Iowa State								
Baylor								
Totals	33	1,455	44.1	55	4	10	5	10

2016 Season-Game Bests

Most Punts 5 vs. Missouri, TCU, Texas
 Longest Punt 55 vs. Youngstown St.
 Best Punting Average 49.2 vs. Youngstown St.
 Punts Inside the 20-Yard Line 2 vs. Kansas State, TCU, Texas
 Punts of More Than 50 Yards ... 2 vs. Youngstown St., Texas

Kinney's Punting Statistics

Year	Punts	Yards	Avg.	Long	TB	FC	50+	I-20
2016	33	1,455	44.1	55	4	10	5	10



SHELTON GIBSON

Height: 6-0 | Weight: 198 | Class: Redshirt Junior
Last School: Cleveland Heights | Hometown: Cleveland, Ohio

2016 Notes

- ✓ Has played in 34 career games
- ✓ Ranks No. 4 in the Big 12 and No. 44 nationally in kickoff return average
- ✓ Two kickoff returns at Texas with a long of 20 yards
- ✓ Strong day vs. Kansas with two kickoff returns for 81 yards; Long return vs. Jayhawks went for 51 yards, and also collected a 30-yard return
- ✓ One kickoff return at Oklahoma State for 27 yards
- ✓ Two kickoff returns vs. TCU for 53 yards, with a long of 31
- ✓ One kickoff return at Texas Tech for 25 yards
- ✓ Three kickoff returns vs. Kansas State for 56 yards with a long of 19 yards
- ✓ Six kickoff returns vs. BYU for a 19.8 avg. Long return went for 36 yards. Also turned in kickoff returns of 30 and 20 yards vs. the Cougars
- ✓ One kickoff return vs. Youngstown St. for 17 yards
- ✓ Returned two kickoffs vs. Missouri for 64 yards. Long return went for 34 yards

2016 Game-By-Game Kickoff Return Statistics

Opponent	No.	Yards	Avg.	TDs	Long
Missouri	2	64	32.0	0	34
Youngstown St.	1	17	17.0	0	17
BYU	6	119	19.8	0	36
Kansas State	3	56	18.7	0	19
Texas Tech	1	25	25.0	0	25
TCU	2	53	26.5	0	31
Oklahoma State	1	27	27.0	0	27
Kansas	2	81	40.5	0	51
Texas	2	25	12.5	0	20
Oklahoma					
Iowa State					
Baylor					
Totals	20	467	23.4	0	51

2016 Single-Game Bests

Kickoff Returns 6 vs. BYU
Kickoff Return Yards 119 vs. BYU
Touchdowns
Long Return 51 vs. Kansas

Career Bests

Kickoff Returns 6 vs. BYU ('16)
Kickoff Return Yards 185 at Baylor ('15)
Touchdowns 1 at Baylor ('15)
Long Return 100 at Baylor ('15)

Gibson's Kickoff Return Statistics

Year	Games	No.	Yards	Avg.	TD	Long
2016	9	20	467	23.4	0	51
2015	13	11	361	32.8	1	100
2014	12	13	250	19.2	0	42
Totals	34	44	1,078	24.5	1	100



GARY JENNINGS

Height: 6-2 | Weight: 203 | Class: Sophomore
Last School: Colonial Forge | Hometown: Stafford, Va.

2016 Notes

- ✓ Has played in 22 career games
- ✓ Two punt returns vs. TCU for nine yards
- ✓ One kickoff return vs. Youngstown St. for 21 yards to go along with a long punt return of 18 yards
- ✓ Returned four punts vs. Missouri with a long of eight yards

2016 Game-By-Game Punt Return Statistics

Opponent	No.	Yards	Avg.	TDs	Long
Missouri	4	7	1.8	0	8
Youngstown St.	2	17	8.5	0	18
BYU	0	0	0.0	0	0
Kansas State	3	-4	-1.3	0	4
Texas Tech	2	4	2.0	0	3
TCU	2	9	4.5	0	9
Oklahoma State	2	1	0.50	0	2
Kansas	2	2	1.0	0	8
Texas	3	-3	-1.0	0	1
Oklahoma					
Iowa State					
Baylor					
Totals	20	33	1.6	0	18

2016 Game-By-Game Kickoff Return Statistics

Opponent	No.	Yards	Avg.	TDs	Long
Missouri	0	0	0.0	0	0
Youngstown St.	1	21	21.0	0	21
BYU	0	0	0.0	0	0
Kansas State	0	0	0.0	0	0
Texas Tech	0	0	0.0	0	0
TCU	0	0	0.0	0	0
Oklahoma State	0	0	0.0	0	0
Kansas	0	0	0.0	0	0
Texas	0	0	0.0	0	0
Oklahoma					
Iowa State					
Baylor					
Totals	1	21	21.0	0	21

2016 Single-Game Bests

Punt Returns 4 vs. Missouri
Punt Return Yards 17 vs. Youngstown St.
Touchdowns
Long Punt Return 18 vs. Youngstown St.
Kickoff Returns 1 vs. Youngstown St.
Kickoff Return Yards 21 vs. Youngstown St.
Touchdowns
Long Kickoff Return 21 vs. Youngstown St.

Career Bests

Punt Returns 4 vs. Missouri ('16)
Punt Return Yards 21 vs. Arizona State ('15)
Touchdowns
Long Return 21 vs. Arizona State ('15)
Kickoff Returns 3 at Baylor ('15)
Kickoff Return Yards 64 at Baylor ('15)
Touchdowns
Long Kickoff Return 35 at Kansas State ('15)

Jennings' Punt Return Statistics

Year	Games	No.	Yards	Avg.	TD	Long
2016	9	20	33	1.6	0	18
2015	13	13	69	5.3	0	21
Totals	22	33	102	3.1	0	21

Jennings' Kickoff Return Statistics

Year	Games	No.	Yards	Avg.	TD	Long
2016	9	1	21	21.0	0	21
2015	13	5	117	23.4	0	35
Totals	22	6	138	23.0	0	35



THE LAST TIME ...

By The Mountaineers ...

30 Rushing Attempts: 31 by Andrew Buie at Texas/Oct. 6, 2012
40 Rushing Attempts: 40 by Quincy Wilson vs. Rutgers/Oct. 11, 2003
100 Rushing Yards: 129 by Justin Crawford and 127 by Kennedy McCoy vs. Kansas /Nov. 5, 2016
200 Rushing Yards: 344 by Tavon Austin vs. Oklahoma/Nov. 17, 2012
300 Rushing Yards: 344 by Tavon Austin vs. Oklahoma/Nov. 17, 2012
75-Yard Run (no touchdown): 79 by Noel Devine at Louisville/Nov. 22, 2008
75-Yard Touchdown Run: 76 by Charles Sims vs. Iowa State/Nov. 30, 2013
50-Yard Run (no touchdown): 52 by Wendell Smallwood at Baylor/Oct. 17, 2015
50-Yard Touchdown Run: 50 by Skyler Howard at Oklahoma/Oct. 3, 2015
2 Rushing Touchdowns: 2 by Kennedy McCoy at Texas/Nov. 12, 2016
2 Rushing Touchdowns in Back-to-Back Games: 2 by Andrew Buie at Texas/Oct. 6, 2012 and vs. Baylor/Sept. 29, 2012
3 Rushing Touchdowns: 3 by Charles Sims vs. Texas/Nov. 9, 2013
Double 100-Yard Rushers: 129 by Justin Crawford and 127 by Kennedy McCoy vs. Kansas /Nov. 5, 2016
Three 100-Yard Rushers: 129 by Skyler Howard, 115 by Wendell Smallwood and 108 by Rushel Shell at Kansas/Nov. 21, 2015
Double 200-Yard Rushers: by Pat White (220) and Steve Slaton (215) at Pitt/Nov. 16, 2006
Two 100-Yard Rushers and Two 100-Yard Receivers: 129 by Justin Crawford and 127 by Kennedy McCoy rushing and 7 catches for 104 yards by Daikiel Shorts and 4 catches for 102 yards by Shelton Gibson vs. Kansas/Nov. 5, 2016
30 Pass Completions: 31 by Skyler Howard vs. BYU/Sept. 24, 2016
20 Pass Completions: 21 by Skyler Howard at Texas/Nov. 12, 2016
Consecutive Completions: 21 by Geno Smith vs. Kansas/Dec. 1, 2012
60 Pass Attempts: 65 by Geno Smith vs. LSU/Sept. 24, 2011
50 Pass Attempts: 51 by Skyler Howard vs. Arizona State/Jan. 2, 2016
40 Pass Attempts: 41 by Skyler Howard vs. Kansas State/Oct. 1, 2016
35 Pass Attempts: 35 by Skyler Howard at Texas/Nov. 12, 2016
30 Pass Attempts: 35 by Skyler Howard at Texas/Nov. 12, 2016
3 Touchdown Passes: 3 by Skyler Howard vs. Kansas/Nov. 5, 2016
4 Touchdown Passes: 4 by Skyler Howard vs. TCU/Oct. 22, 2016
5 Touchdown Passes: 5 by Skyler Howard vs. Youngstown State/Sept. 10, 2016
6 Touchdown Passes: 8 by Geno Smith vs. Baylor/Sept. 29, 2012
300 Yards Passing: 318 by Skyler Howard at Texas Tech/Oct. 15, 2016
400 Yards Passing: 532 by Skyler Howard vs. Arizona State/Jan. 2, 2016
500 Yards Passing: 532 by Skyler Howard vs. Arizona State/Jan. 2, 2016
600 Yards Passing: 656 by Geno Smith vs. Baylor/Sept. 29, 2012
100 Yards Rushing and Passing: by Skyler Howard (129/133) at Kansas/Nov. 21, 2015
200 Yards Rushing and Passing: by Pat White (220/204) at Pitt/Nov. 16, 2006
100 Yards Rushing and Receiving: by Steve Slaton (215/130) at Pitt/Nov. 16, 2006
300 Yards Total Offense: 324 by Skyler Howard vs. Kansas/Nov. 5, 2016
400 Yards Total Offense: 407 by Skyler Howard at Texas Tech/Oct. 15, 2016
500 Yards Total Offense: 555 by Skyler Howard vs. Arizona State/Jan. 2, 2016
600 Yards Total Offense: 687 by Geno Smith vs. Baylor/Sept. 29, 2012
15 Receptions: 16 by Kevin White at Texas/Nov. 8, 2014
10 Receptions: 16 by Kevin White at Texas/Nov. 8, 2014
9 Receptions: 16 by Kevin White at Texas/Nov. 8, 2014
4 Touchdown Receptions: 4 by Stedman Bailey vs. Oklahoma/Nov. 17, 2012
3 Touchdown Receptions: 4 by Stedman Bailey vs. Oklahoma/Nov. 17, 2012
2 Touchdown Receptions: 2 by Shelton Gibson vs. Kansas/Nov. 5, 2016
Two Players with 2 Touchdown Receptions: 5 by Stedman Bailey and 2 by Tavon Austin vs. Baylor/Sept. 29, 2012
Double 100-Yard Receivers: 104 by Daikiel Shorts and 102 by Shelton Gibson vs. Kansas/Nov. 5, 2016
Three 100-Yard Receivers: 303 by Stedman Bailey, 215 by Tavon Austin and 114 by J.D. Woods vs. Baylor/Sept. 29, 2012
100 Yards Receiving: 104 by Daikiel Shorts and 102 by Shelton Gibson vs. Kansas/Nov. 5, 2016
150 Yards Receiving: 171 by Shelton Gibson vs. Youngstown State/Sept. 10, 2016
200 Yards Receiving: 216 by Kevin White at Maryland/Sept. 13, 2014
75-Yard Touchdown Reception: 79 by Mario Alford from Clint Trickett at Oklahoma State/Oct. 25, 2014
50-Yard Touchdown Reception: 57 by Shelton Gibson from Skyler Howard vs. Youngstown State/Sept. 10, 2016
50-Yard Reception (no touchdown): 53 by Daikiel Shorts from Skyler Howard at Texas Tech/Oct. 15, 2016
Rushing and Receiving Touchdown: by Justin Crawford at Texas Tech/Oct. 15, 2016
2 Rushing and 2 Receiving Touchdowns: by Steve Slaton at Pitt/Nov. 16, 2006
Kickoff Return For Touchdown: 100 yards by Shelton Gibson at Baylor/Oct. 17, 2015
Recovered an On-Sides Kick: Josh Lambert kicked the ball 11 yards, recovered by Jarrod Harper at Baylor/Oct. 17, 2015



Justin CRAWFORD



Antonio CRAWFORD

THE LAST TIME ...

Returned Opening Kick for a Touchdown: 98 yards by Tavon Austin vs. UConn/ Oct. 24, 2009

Punt Return For Touchdown: 76 yards by Tavon Austin vs. TCU/Nov. 3, 2012

Punt Blocked and Returned For Touchdown: 1 yard by Thandi Smith (blocked, picked up and returned) at Rutgers/Oct. 8, 2005

Punt Blocked: by Jarrod Harper at Maryland/Sept. 13, 2014

Punt Blocked For Touchdown: Blocked by Jerry White and recovered by Joe Hunter vs. UCF/Nov. 1, 2003

Punt Blocked For Safety: by Jarrod Harper at Maryland/Sept. 13, 2014

Interception Return For Touchdown: 54 yards by Rasul Douglas vs. BYU/Sept. 24, 2016

Interception Return For Touchdown by a Defensive Lineman: 19 yards by Keilen Dykes at Syracuse/Oct. 6, 2007

Two Interceptions Returned for Touchdown: by Shawn Hackett (41) and Grant Wiley (22) vs. Boston College/Sept. 2, 2000

50-Yard Field Goal: 51 by Josh Lambert at TCU/Oct. 29, 2015

Field Goal Blocked: by Marvin Gross Jr. at Texas/Nov. 12, 2016

Missed an Extra Point: by Josh Lambert at Kansas State/Oct. 26, 2013

Two Interceptions in a Game: 2 by Rasul Douglas vs. Kansas/Nov. 5, 2016

Three Interceptions in a Game: 3 by Karl Joseph vs. Georgia Southern/Sept. 5, 2015

Three Interceptions in a Quarter: 3 by Karl Joseph vs. Georgia Southern/Sept. 5, 2015

Four Interceptions in a Game: 4 by Mike Slater vs. Kentucky/Nov. 1, 1969

Intercepted Fumble Returned For Touchdown: no instance yet found

Fumble Returned For Touchdown: 42 yards by Jared Barber vs. Texas/ Nov. 14, 2014

Fumble Recovered For Touchdown: 0 yards by Karl Joseph at Baylor/ Oct. 4, 2013

Two-Point Conversion By Rush: Tavon Austin at Iowa State/Nov. 23, 2012

Two-Point Conversion By Pass: Jock Sanders from Geno Smith at Marshall/ Sept. 10, 2010

Defensive Extra Point: Matt Taffoni interception return at Pitt/Oct. 15, 1994

Extra Point Blocked: by Rick Sherrod at Maryland/Sept. 29, 2001

Team Gained 300 Yards Rushing: 341 vs. Kansas/Nov. 5, 2016

Team Gained 400 Yards Rushing: 426 at Kansas/Nov. 21, 2015

Team Gained 500 Yards Rushing: 517 vs. Connecticut/Nov. 24, 2007

Team Failed To Gain 100 Yards Rushing: 28 vs. Alabama/Aug. 30, 2014

Team Failed To Gain 50 Yards Rushing: 28 vs. Alabama/Aug. 30, 2014

Team Gained 300 Yards Passing: 318 at Texas Tech/Oct. 15, 2016

Team Gained 400 Yards Passing: 532 vs. Arizona State/Jan. 2, 2016

Team Gained 500 Yards Passing: 532 vs. Arizona State/Jan. 2, 2016

Team Failed To Gain 100 Yards Passing: 62 vs. Maryland/Sept. 21, 2012

Team Gained 500 Yards Total Offense: 605 vs. Kansas/Nov. 5, 2016

Team Gained 600 Yards Total Offense: 605 vs. Kansas/Nov. 5, 2016

Team Gained 700 Yards Total Offense: 778 vs. Oklahoma/Nov. 17, 2012

Team Gained 800 Yards Total Offense: 807 vs. Baylor/Sept. 29, 2012

Team Failed To Gain 200 Yards Total Offense: 175 vs. Maryland/Sept. 21, 2013

Drive of 99 Yards: 99 yards on 12 plays in fourth quarter against BYU/Sept. 24, 2016

Team Failed To Get A First Down: no instance yet found

Team Failed To Get A Rushing First Down: vs. Texas Western/Nov. 25, 1950

Team Failed To Get A Passing First Down: vs. South Carolina/Dec. 30, 1969

Team Failed To Get a Third Down Conversion: vs. Syracuse (0/10)/Dec. 29, 2012

Team Had Six Turnovers: two interceptions, four fumbles vs. Maryland/Sept. 21, 2013

Team Had Five Turnovers: three interceptions, two fumbles at Oklahoma/Oct. 3, 2015

Successful Fake Punt: 13-yard run by Nick O'Toole vs. Maryland/Sept. 26, 2015

Scored 70+ Points: 70 vs. Baylor/Sept. 29, 2012

Scored 60+ Points: 70 vs. Baylor/Sept. 29, 2012

Scored 50+ Points: 54 vs. Towson/Sept. 6, 2014

Scored 40+ Points: 48 vs. Kansas/Nov. 5, 2016

Scored 30+ Points: 48 vs. Kansas/Nov. 5, 2016

Scored 40+ points in a Half: 42 at Kansas/Nov. 21, 2015

Scored 30+ points in a Half: 42 at Kansas/Nov. 21, 2015

Scored 0 points in a Half: 0 vs. Maryland/Sept. 21, 2013

Scored 0 points in a Half at Home: 0 vs. Louisville/Oct 15, 2005

Scored 30+ points in a Quarter: 35 vs. Clemson (2nd)/Jan. 4, 2012

Shutout Recorded: 49-0 at Kansas/Nov. 21, 2015

Forced Four Turnovers in a Game: 4 vs. BYU/Sept. 24, 2016

Forced Five Turnovers in a Game: 5 vs. Texas/Nov. 14, 2015

Forced Six Turnovers in a Game: 6 vs. Maryland/Sept. 26, 2015

Forced Eight Turnovers in a Game: 8 vs. Rutgers/Nov. 3, 2001

Safety Scored: Kyle Rose tackled Mason Rudolph of Oklahoma State in the end zone /Oct. 10, 2015

Two Safeties Scored: at Syracuse/Sept. 25, 2000

Played An Overtime Game: L/26-33 (OT) vs. Oklahoma State/Oct. 10, 2015

Played back-to-back Overtime Games: L 47-40 (1OT) vs. Texas/Nov. 9, 2013; W 30-27 (1OT) at TCU/Nov. 2, 2013

Won Game Without An Offensive TD: at Syracuse/Sept. 5, 2005

Won Game Without a Rushing TD: vs. Youngstown State/Sept. 10, 2016



Noble **NWACHUKWU**



Adam **SHULER II**



THE LAST TIME ...

Versus West Virginia ...

30 Rushing Attempts: 35 by D'Onta Foreman at Texas/Nov. 12, 2016
100 Rushing Yards: 168 by D'Onta Foreman at Texas /Nov. 12, 2016
200 Rushing Yards: 242 by Samaje Perine of Oklahoma/Sept. 20, 2014
75-Yard Run: 75 by C.J. Brown of Maryland/Sept. 13, 2014
50-Yard Touchdown Run: 65 by D'Onta Foreman of Texas/Nov. 14, 2015
50-Yard Non-Touchdown Run: 56 by Jamaal Williams of BYU/Sept. 24, 2016
4 Rushing Touchdowns: 4 by Samaje Perine of Oklahoma/Sept. 20, 2014
3 Rushing Touchdowns: 3 by Johnathan Gray of Texas/Nov. 8, 2014
2 Players Rushing for 100 Yards: 169 by Jamaal Williams and 101 by Taysom Hill of BYU /Sept. 24, 2016
20 Pass Completions: 31 by Shane Buechele at Texas/Nov. 12, 2016
30 Pass Completions: 31 by Shane Buechele at Texas/Nov. 12, 2016
50 Pass Attempts: 51 by Drew Lock of Missouri/Sept. 3, 2016
40 Pass Attempts: 48 by Shane Buechele at Texas/Nov. 12, 2016
30 Pass Attempts: 48 by Shane Buechele at Texas/Nov. 12, 2016
3 Touchdown Passes: 3 by Mason Rudolph at Oklahoma State/Oct. 29, 2016
4 Touchdown Passes: 4 by Mike Bercovici of Arizona State/Jan. 2, 2016
5 Touchdown Passes: 5 by Seth Russell of Baylor/Oct. 17, 2015
300 Yards Passing: 318 by Shane Buechele at Texas/Nov. 12, 2016
400 Yards Passing: 418 by Mike Bercovici of Arizona State/Jan. 2, 2016
500 Yards Passing: 554 by Landry Jones of Oklahoma/Nov. 17, 2012
100 Yards Rushing & 300 Yards Passing: by Seth Russell of Baylor (160/380)/Oct. 17, 2015
100 Yards Rushing & 200 Yards Passing: by Taysom Hill of BYU (101/241)/Sept. 24, 2016
100 Yards Rushing & 100 Yards Passing: by Taysom Hill of BYU (101/241)/Sept. 24, 2016
300 Yards Total Offense: 362 by Shane Buechele at Texas/Nov. 12, 2016
400 Yards Total Offense: 428 by Mike Bercovici of Arizona State/Jan. 2, 2016
500 Yards Total Offense: 540 by Seth Russell of Baylor/Oct. 17, 2015
10 Receptions: 11 by Jalen McClesky of Oklahoma State/Oct. 29, 2016
2 Touchdown Receptions: 2 by Chris Lacy of Oklahoma State/Oct. 29, 2016
3 Touchdown Receptions: 3 by Corey Coleman of Baylor/Oct. 17, 2015
4 Touchdown Receptions: 4 by Kenny Stills of Oklahoma/Nov. 17, 2012
100 Yards Receiving: 125 yards by Dorian Leonard at Texas/Nov. 12, 2016
150 Yards Receiving: 199 by Corey Coleman of Baylor/Oct. 17, 2015
200 Yards Receiving: 314 by Terrance Williams of Baylor/Sept. 29, 2012
Double 100-Yard Receivers: 104 by J'Mon Moore and 102 by Chris Black of Missouri/ Sept. 3, 2016
50-Yard Touchdown Reception: 74 by Alvin Bailey from Ricky Davis of Youngstown State /Sept. 10, 2016
75-Yard Touchdown Reception: 77 by Deante Burton of Kansas State/Dec. 5, 2015
50-Yard Reception (no touchdown): 50 by Corey Coleman of Baylor/Oct. 17, 2015
Rushing and Receiving Touchdown: 1 rushing & 1 receiving by Aaron Wimberly of Iowa State/Nov. 29, 2014
Passing and Rushing Touchdown: by Shane Buechele at Texas/Nov. 12, 2016
Passing and Receiving Touchdown: by Trevor Knight of Oklahoma/Sept. 20, 2014
Kickoff Return For Touchdown: 97 yards Morgan Burns of Kansas State/Dec. 5, 2015
Opening Kickoff Return for Touchdown: 100 yards by Mardy Gilyard of Cincinnati/Nov. 8, 2008
Punt Return For Touchdown: 43 yards by Tyler Lockett of Kansas State/ Nov. 20, 2014
2 Players Return Punts For Touchdown: by DeJuan Tribble (41) and Will Blackmon (71) of Boston College/Nov. 13, 2004
Punt Blocked: blocked by Morgan Burns of Kansas State/Dec. 5, 2015
Punt Blocked/Recovered in End Zone For Touchdown: blocked by Alex Lewis and recovered in end zone by Kareem Timbers of Wisconsin/ Aug. 30, 2003
Punt Blocked/Returned For Touchdown: blocked by Marcus Gildersleeve and returned 17 yards by Ricky Hall of Virginia Tech/ Oct. 31, 1998
Interception Return For Touchdown: 28 yards by A.J. Hendy of Maryland/ Sept. 21, 2013
50-Yard Field Goal: 57 by Jaden Oberkrom of TCU/Oct. 29, 2014
Field Goal Blocked: by Brandon Stewart of Kansas/Nov. 21, 2015



RushelSHELL III



DavidLONG

THE LAST TIME ...

- Blocked Field Goal Returned For Touchdown:** 82 yards by Andrew Johnson of Louisville/Nov. 5, 2011
- Intercepted Fumble Returned For Touchdown:** 75 yards by Tim Quense of Pitt/Oct. 1, 1983
- Fumble Recovered/Returned For Touchdown:** 41 yards by Jordan Thomas of Oklahoma/Oct. 3, 2015
- Two-Point Conversion By Rush:** by Davin Meggett of Maryland/Sept. 17, 2011
- Two-Point Conversion By Pass:** by E.J. Bibbs from Grant Rohach of Iowa State/Nov. 30, 2013
- Defensive Extra Point:** Tim White of Arizona State returned a blocked extra point 98 yards for a two-point conversion/Jan. 2, 2016
- Extra Point Blocked:** by Ishmael Murphy-Richardson of Arizona State/Jan. 2, 2016
- Punt Blocked For Safety:** by Chris Nofoaiga of Idaho/Oct. 7, 2000
- Team Gained 400 Yards Rushing:** 468 by Baylor/Oct. 4, 2013
- Team Gained 300 Yards Rushing:** 304 by Baylor/Oct. 17, 2015
- Team Gained 200 Yards Rushing:** 218 at Texas/Nov. 12, 2016
- Team Failed To Gain 100 Yards Rushing:** 85 at Oklahoma State/Oct. 29, 2016
- Team Finished With Negative Rushing Yards:** Minus-10 by Maryland/Sept. 18, 2010
- Team Gained 300 Yards Passing:** 318 at Texas/Nov. 12, 2016
- Team Gained 400 Yards Passing:** 418 by Arizona State/Jan. 2, 2016
- Team Failed To Gain 100 Yards Passing:** 29 by Georgia Southern/Sept. 5, 2015
- Team Failed To Gain 50 Yards Passing:** 29 by Georgia Southern/Sept. 5, 2015
- Team Gained 500 Yards Total Offense:** 536 at Texas/Nov. 12, 2016
- Team Gained 600 Yards Total Offense:** 616 by TCU/Oct. 29, 2015
- Team Gained 700 Yards Total Offense:** 872 by Baylor/Oct. 5, 2013
- Team Gained 800 Yards Total Offense:** 872 by Baylor/Oct. 5, 2013
- Team Failed To Gain 250 Yards Total Offense:** 221 at Kansas/Nov. 21, 2015
- Team Failed To Gain 200 Yards Total Offense:** 176 by Kansas/Oct. 4, 2014
- Team Failed To Gain 100 Yards Total Offense:** 90 by Rutgers/Oct. 12, 2002
- Team Finished with 35 or more First Downs:** 35 by TCU/Oct. 29, 2015
- Team Finished with 30 or more First Downs:** 32 at Texas/Nov. 12, 2016
- Team Failed To Get A First Down:** no instance yet found
- Team Failed To Get A Rushing First Down:** by Western Michigan/Sept. 7, 1996
- Team Failed To Get A Passing First Down:** by Pitt/Oct. 10, 1981
- Successful Fake Punt:** by Kirby Van Der Kamp of Iowa State/Nov. 30, 2012
- Team Scored 70+ Points:** 73 by Baylor/Oct. 5, 2013
- Team Scored 60+ Points:** 62 by Baylor/Oct. 17, 2015
- Team Scored 50+ Points:** 62 by Baylor/Oct. 17, 2015
- Team Scored 40+ Points:** 42 by Arizona State/Jan. 2, 2016
- Team Scored 30+ Points:** 37 at Oklahoma State/Oct. 29, 2016
- Shutout Recorded:** 37-0 by Maryland/Sept. 21, 2013
- Safety Scored:** When WVU's Clint Trickett was sacked in the end zone by Texas' Cedric Reed/Nov. 8, 2014
- Two Safeties Scored:** When WVU's Geno Smith was tackled in the end zone by Syracuse's Cameron Lynch and Siriki Diabate, and when Smith was called for intentional grounding when he was being tackled by Brandon Sharpe/Dec. 29, 2012



BillyKINNEY



MikeMOLINA



2016 MOUNTAINEER ROSTER

No.	Name	Pos.	Ht.	Wt.	Cl.	Exp.	Hometown/High School/Previous College
1	Antonio Crawford	CB	5-10	185	r-Sr.	RS	Tampa, Fla./H.B. Plant/Miami
1	Shelton Gibson	WR	6-0	198	r-Jr.	2vl	Cleveland, Ohio/Cleveland Heights
2	Jeremy Tyler	S	5-11	207	Sr.	3vl	Lithonia, Ga./Martin Luther King
2	Ka'Rau White	WR	6-1	200	r-Jr.	1vl	Macungie, Pa./Lackawanna College/Emmaus
3	Al-Rasheed Benton	LB	6-1	237	r-Jr.	2vl	Newark, N.J./Shabazz
3	Skyler Howard	QB	6-0	210	Sr.	2vl	Fort Worth, Texas/Brewer/Riverside City College
4	Kennedy McKoy	RB	6-0	204	Fr.	HS	Lexington, N.C./North Davidson
5	Jovon Durante	WR	6-0	172	So.	1vl	Hollywood, Fla./Miramar
5	Xavier Preston	LB	6-2	240	Jr.	2vl	Stuart, Fla./Jensen Beach
6	Dravon Askew-Henry	S	5-11	200	Jr.	2vl	Aliquippa, Pa./Aliquippa
6	Daikiel Shorts Jr.	WR	6-1	202	Sr.	3vl	Clayton, N.J./Eastern Christian
7	Khairi Sharif	S	5-8	184	r-Sr.	1vl	Houston, Texas/Bellaire/Cisco JC
7	Brendan Ferns	LB	6-2	228	Fr.	HS	St. Clairsville, Ohio/St. Clairsville
7	Rushel Shell	RB	5-10	225	r-Sr.	2vl	Hopewell, Pa./Hopewell/Pitt
8	Marcus Simms	WR	6-1	202	Fr.	HS	Sandy Spring, Md./Sherwood
8	Kyzir White	S	6-3	212	Jr.	JC	Macungie, Pa./Emmaus/Lackawanna College
9	Steven Smothers	WR	5-9	158	Fr.	HS	Baltimore, Md./Franklin
9	Jovanni Stewart	S	5-8	195	Fr.	HS	Katy, Texas/Katy
10	Cody Saunders	QB	6-1	210	Fr.	HS	Panama City Beach, Fla./Arnold
10	Dylan Tonkery	S	6-0	208	Fr.	HS	Bridgeport, W.Va./Bridgeport
11	Chris Chugunov	QB	6-1	206	r-Fr.	RS	Skillman, N.J./Montgomery
11	David Long	LB	5-11	223	r-Fr.	RS	Cincinnati, Ohio/Winton Woods
12	Gary Jennings	WR	6-2	203	So.	1vl	Stafford, Va./Colonial Forge
13	Will Grier	QB	6-1	212	r-So.	TR	Davidson, N.C./Davidson Day School/Florida
13	Rasul Douglas	CB	6-2	203	r-Sr.	1vl	East Orange, N.J./ East Orange/Nassau CC
14	Nana Kyeremeh	CB	5-10	191	r-Sr.	2vl	Worthington, Ohio/Thomas Worthington
15	Billy Kinney	K/P	6-4	213	r-So.	SQ	Morgantown, W.Va./University
15	Kody Shearer	S	5-9	163	Fr.	HS	Morgantown, W.Va./Morgantown
16	Toyous Avery	S	5-10	200	r-So.	HS	Covington, Ga./Newton/Coffeyville CC
17	William Crest Jr.	S	6-1	214	r-So.	1vl	Baltimore, Md./Dunbar
17	Mitch Chugunov	WR	6-0	168	Fr.	HS	Skillman, N.J./Montgomery
18	Marvin Gross Jr.	S	6-3	195	r-Jr.	2vl	Baltimore, Md./Dunbar
18	Chase Ridley	WR	5-8	142	Fr.	HS	Charlotte, N.C./Stone Bridge (Va.)
19	Elijah Battle	CB	5-11	189	Jr.	HS	Linden, N.J./Barringer/Dodge City CC
19	Evan Staley	K	6-0	177	Fr.	HS	Romney, W.Va./Hampshire
20	Elijah Drummond	TE/FB	6-0	220	Fr.	HS	Bridgeport, W.Va./Bridgeport
20	Jacquez Adams	CB	5-10	166	Fr.	HS	Reisterstown, Md./Milford Academy
22	Jarrod Harper	S	6-0	210	r-Sr.	3vl	Frostburg, Md./Mountain Ridge
23	Jordan Adams	CB	5-11	176	r-Fr.	RS	Reisterstown, Md./Franklin
23	Jashawn Banks	RB	5-10	206	Fr.	TR	Ashburn, Va./Broad Run/Fork Union
24	Zayvion Lawson	RB	5-8	189	Fr.	HS	Lewisburg, W.Va./Greenbrier East
24	Maurice Fleming	CB	5-11	203	r-Sr.	JC	Chicago, Ill./Currie Metropolitan/Iowa
25	Justin Crawford	RB	5-11	198	Jr.	JC	Columbus, Ga./Hardaway/Northwest Mississippi CC
26	Conner Watts	WR	5-10	206	Fr.	HS	Hurricane, W.Va./Hurricane
26	Deamonte Lindsay	S	6-2	197	r-Fr.	RS	Martinsburg, W.Va./Martinsburg
27	Chris Parry	WR	5-9	182	r-So.	SQ	Niles, Ohio/Niles
27	Sean Walters	LB	6-2	227	r-Sr.	2vl	Hollywood, Fla./Hallandale
28	Elijah Wellman	TE/FB	6-1	240	r-Jr.	2vl	Huntington, W.Va./Spring Valley
28	Jake Long	CB	5-11	185	Fr.	HS	Columbus, Ohio/Hamilton Township
29	Sean Mahone	CB	5-11	202	Fr.	HS	Liberty Township, Ohio/Lakota West
30	Druw Bowen	WR	6-2	217	Fr.	HS	Charleston, W.Va./George Washington
30	Justin Arndt	LB	5-11	214	r-Sr.	3vl	Martinsburg, W.Va./Martinsburg
31	Zach Sandwisch	LB	6-2	222	Fr.	HS	Woodville, Ohio/Central Catholic
32	Dante Bonamico	S	5-8	180	Fr.	HS	Bridgeport, W.Va./Bridgeport
32	Martell Pettaway	RB	5-10	203	Fr.	HS	Detroit, Mich./Martin Luther King
33	Brandan Rivers	S	6-0	185	r-So.	SQ	Hubbard, Ohio/Hubbard
34	Shea Campbell	LB	6-0	226	r-Fr.	RS	Morgantown, W.Va./Morgantown
35	Brady Watson	RB	5-7	204	r-Fr.	RS	Ridgeley, W.Va./Frankfort
36	Carter Walburn	LB	6-1	217	Fr.	HS	Martinsburg, W.Va./Martinsburg
37	Kevin Williams	CB	5-11	196	r-Fr.	RS	Pompano Beach, Fla./Blanche Ely
38	Shane Commodore	S	6-0	207	r-Jr.	SQ	Morgantown, W.Va./Morgantown

2016 MOUNTAINEER ROSTER

No.	Name	Pos.	Ht.	Wt.	Cl.	Exp.	Hometown/High School/Previous College
39	Mark Shaver	S	5-10	195	r-Jr.	RS	Huntington, W.Va./Huntington/Marshall
40	Mike Daniels	CB	5-10	205	Jr.	JC	Miami, Fla./South Dade/Globe Tech CC
41	Osman Kamara	S	6-0	197	Fr.	HS	Harrisburg, Pa./Bishop McDevitt
41	Alex Brooks	TE/FB	5-11	235	r-Jr.	SQ	Cleveland, Ohio/Mayfield
42	Logan Thimons	LB	6-1	235	Fr.	HS	Sarver, Pa./Freeport Area
43	Luke Williams	LB	6-0	222	Fr.	HS	Parkersburg, W.Va./Parkersburg South
43	R.C. Brunstetter	LS	6-3	235	r-So.	RS	Mocksville, N.C./Davie
44	Hodari Christian II	LB	6-0	225	r-Jr.	SQ	McKeesport, Pa./McKeesport
45	Adam Hensley	LB	6-2	225	Fr.	HS	Centerville, Ohio/Centerville
46	Reese Donahue	DL	6-4	260	Fr.	HS	Ona, W.Va./Cabell Midland
47	Michael Ferns	TE/FB	6-2	245	r-So.	RS	St. Clairsville, Ohio/Michigan
47	Jonah Campbell	LB	6-0	235	Fr.	HS	Morgantown, W.Va./Morgantown
48	Mike Molina	K	5-8	180	r-Jr.	SQ	Hurricane, W.Va./Hurricane
49	Darrien Howard	DL	6-1	300	Sr.	3vl	Dayton, Ohio/Chaminade-Julienne
50	Troy Lilly	LB	6-0	220	r-Fr.	RS	Beckley, W.Va./Woodrow Wilson
51	Kyle Poland	LS	6-1	230	Fr.	HS	Morgantown, W.Va./Morgantown
52	Max Chefren	LB	6-1	215	r-Fr.	RS	Parkersburg, W.Va./Parkersburg
52	Nick Meadows	LS	5-11	236	r-Jr.	SQ	Williamstown, W.Va./Williamstown
53	Colton McKivitz	OL	6-7	304	r-Fr.	RS	Jacobsburg, Ohio/Union Local
54	Ja'HShaun Seider	OL	6-3	287	r-Fr.	RS	Belle Glade, Fla./Glades Central
55	Yodny Cajuste	OL	6-5	304	r-So.	1vl	Miami, Fla./Miramar
56	Grant Lingafelter	OL	6-6	308	r-Jr.	1vl	Chagrin Falls, Ohio/Chagrin Falls
57	Adam Pankey	OL	6-5	316	r-Sr.	3vl	Hamilton, Ohio/Hamilton
59	Jonathan Szymczek	DL	6-2	215	Fr.	HS	Erie, Pa./Cathedral Prep
61	Zach Davis	OL	6-2	299	Fr.	HS	St. Mary's, W.Va./St. Mary's
62	Kyle Bosch	OL	6-5	304	r-Jr.	1vl	St. Charles, Ill./St. Francis/Michigan
63	Kyle Ayers	DL	5-11	301	Fr.	HS	Beckley, W.Va./Woodrow Wilson
65	Tyler Orlosky	OL	6-4	296	r-Sr.	3vl	Cleveland, Ohio/St. Edward
67	Alec Shriner	DL	6-4	300	r-Fr.	RS	Oviedo, Fla./Oviedo
68	Dontae Angus	OL	6-6	328	r-So.	SQ	Philadelphia, Pa./Martin Luther King
69	Brendan Willis	OL	6-3	282	r-Jr.	SQ	Centreville, Va./Centreville
70	D.J. Carozza	DL	5-11	305	r-Jr.	SQ	Parkersburg, W.Va./Parkersburg
70	Tony Matteo	OL	6-4	302	r-Sr.	2vl	Clinton, Ohio/Manchester
73	Josh Sills	OL	6-5	316	Fr.	HS	Byesville, Ohio/Meadowbrook
74	Sylvester Townes	OL	6-6	310	r-Sr.	SQ	Memphis, Tenn./Germantown/Coahoma CC
76	Chase Behrndt	DL	6-4	308	Fr.	HS	Wildwood, Mo./Lafayette
77	Marcell Lazard	OL	6-6	306	r-Jr.	1vl	Bloomfield, N.J./Bloomfield
78	Jacob Buccigossi	OL	6-3	294	Fr.	HS	Pittsburgh, Pa./North Hills
79	Matt Jones	OL	6-3	316	r-Fr.	RS	Hubbard, Ohio/Hubbard
80	Jonn Young	K/P	6-0	202	Fr.	HS	Advance, N.C./Davie
81	Trevon Wesco	TE/FB	6-4	261	r-So.	JC	Martinsburg, W.Va./Musselman/Lackawanna College
82	Devonte Mathis	WR	6-1	221	r-Sr.	2vl	Miami, Fla./Miramar
83	Seth Aungst	WR	6-2	200	Fr.	HS	Hollidaysburg, Pa./Hollidaysburgz
84	Matt Bezjak	TE/FB	6-5	245	Fr.	HS	Loveland, Ohio/Loveland
85	Ricky Rogers	WR	6-1	203	r-So.	SQ	Monroeville, Pa./Gateway
86	Nick Davisson	WR	5-9	148	Fr.	HS	Fairmont, W.Va./Fairmont Senior
87	Stone Wolfley	TE/FB	6-4	252	r-Fr.	RS	Morgantown, W.Va./Morgantown
88	Adam Shuler II	DL	6-4	267	r-Fr.	RS	Longwood, Fla./Lyman
89	Rob Dowdy	OL	6-5	296	r-Fr.	RS	Westerville, Ohio/Westerville South
90	Matt Vucelik	TE/FB	5-11	221	r-Fr.	RS	McMechen, W.Va./Bishop Donahue
91	Nate Green	TE/FB	6-4	257	Fr.	HS	Wellsburg, W.Va./Brooke
92	Jon Lewis	DL	6-3	270	r-Jr.	SQ	Morgantown, W.Va./University
93	John Groh	DL	6-2	240	r-Fr.	RS	Lebanon, Pa./Lebanon Catholic
95	Christian Brown	DL	6-2	305	r-Sr.	3vl	Fort Myers, Fla./Bridgeton
96	Jaleel Fields	DL	6-1	295	r-So.	SQ	Aliquippa, Pa./Aliquippa
97	Noble Nwachukwu	DL	6-2	275	r-Sr.	3vl	Wylie, Texas/Wylie
98	Jeffery Pooler	DL	6-2	284	Fr.	HS	Dayton, Ohio/Dunbar
99	Xavier Pegues	DL	6-2	280	r-Jr.	RS	Oxford, Miss./Oxford/Itawamba CC



WEST VIRGINIA'S 20-YARD PLAYS IN 2016

OFFENSE

57/TD.....	Gibson pass from Howard (YSU)
54/TD.....	Gibson pass from Howard (YSU)
53/TD.....	White pass from Howard (YSU)
53.....	Shorts pass from Howard (Texas Tech)
52.....	Gibson pass from Howard (Kansas State)
51.....	Gibson pass from Howard (BYU)
51.....	Durante pass from Howard (Texas Tech)
47.....	Jennings pass from Howard (Texas Tech)
46.....	Gibson pass from Howard (Kansas State)
45.....	Gibson pass from Howard (YSU)
44.....	McKoy rush (Kansas)
40.....	Gibson pass from Howard (Kansas)
38.....	McKoy rush (Texas Tech)
37.....	Crawford rush (Kansas)
36.....	Shorts pass from Howard (TCU)
36.....	Durante pass from Howard (Texas)
35.....	Gibson pass from Howard (BYU)
35.....	McKoy rush (Texas Tech)
33/TD.....	Howard rush (Kansas)
32.....	Gibson pass from Howard (BYU)
32/TD.....	Gibson pass from Howard (Kansas)
31.....	Shorts pass from Howard (Kansas State)
31.....	Durante pass from Howard (TCU)
29.....	J. Crawford rush (Missouri)
29.....	Shorts pass from Howard (Missouri)
29/TD.....	White pass from Howard (Texas)
28.....	Shell pass from Howard (TCU)
27.....	Shorts pass from Howard (Texas Tech)
27/TD.....	Crawford rush (Kansas)
26.....	Gibson pass from Howard (BYU)
26.....	McKoy rush (TCU)
26.....	Shorts pass from Howard (Texas)
25.....	White pass from Howard (Missouri)
25.....	Gibson rush (Kansas)
24.....	Shorts pass from Howard (Missouri)
24.....	White pass from Howard (TCU)
24.....	McKoy rush (Kansas)
25.....	Crawford 25 rush (Kansas)
23/TD.....	Shell rush (Missouri)
23.....	Gibson pass from Howard (Texas)
22.....	Shell pass from Howard (Missouri)
22.....	Shorts pass from Howard (YSU)
22.....	McKoy rush (YSU)
22/TD.....	Gibson pass from Howard (TCU)
22/TD.....	Howard 22 rush (Kansas)
22.....	Shorts pass from Howard (Kansas)
21.....	Shell rush (YSU)
21/TD.....	McKoy pass from Howard (YSU)
21.....	Crawford rush (BYU)
21.....	Crawford rush (Kansas State)
21.....	McKoy rush (Texas Tech)
21.....	Shorts pass from Howard (Kansas)
20.....	Howard rush (Missouri)
20.....	Shell rush (Missouri)
20.....	Mathis pass from Howard (Missouri)
20.....	Shorts pass from Howard (YSU)
20.....	Shorts pass from Howard (Texas Tech)
20.....	Howard rush (Texas Tech)
20.....	White pass from Howard (Texas Tech)
20.....	Shell rush (TCU)
20.....	White pass from Howard (Oklahoma St.)
20.....	Crawford rush (Oklahoma St.)
20.....	Durante rush (Oklahoma St.)

DEFENSE

54/TD.....	Douglas interception return (BYU)
37.....	Douglas interception return (TCU)

SPECIAL TEAMS

51.....	Gibson kickoff return (Kansas)
44/FG.....	Molina field goal (Texas)
39/FG.....	Molina field goal (Kansas)
38/FG.....	Molina field goal (TCU)
37/FG.....	Lambert field goal (Kansas State)
36/FG.....	Molina field goal (Oklahoma St.)
36.....	Gibson kickoff return (BYU)
35/FG.....	Molina field goal (Kansas)
34.....	Gibson kickoff return (Missouri)
34/FG.....	Molina field goal (Texas Tech)
33/FG.....	Molina field goal (Missouri)
32/FG.....	Molina field goal (YSU)
31.....	Gibson kickoff return (TCU)
30.....	Gibson kickoff return (Missouri)
30.....	Gibson kickoff return (BYU)
30.....	Gibson kickoff return (Kansas)
27.....	Gibson Kickoff return (Oklahoma St.)
26/FG.....	Molina field goal (Missouri)
26/FG.....	Molina field goal (TCU)
25.....	Gibson kickoff return (Texas Tech)
22.....	Gibson kickoff return (TCU)
22/FG.....	Molina field goal (Texas Tech)
21/FG.....	Molina field goal (Missouri)
21.....	Jennings kickoff return (YSU)
21/FG.....	Molina field goal (Oklahoma St.)
20.....	Gibson kickoff return (BYU)
20.....	Gibson kickoff return (Texas)

WEST VIRGINIA OPPONENT'S 20-YARD PLAYS IN 2016

OFFENSE

74/TD..... Bailey pass from Davis (YSU)
 56..... Williams rush (BYU)
 45/TD..... Taylor pass from Stanley (Kansas)
 44/TD..... Giles pass from Mahomes (Texas Tech)
 42..... Moore pass from Lock (Missouri)
 42..... Barbel pass from Cozart (Kansas)
 40..... Zunica pass from Sims (Kansas)
 37..... Burton pass from Ertz (Kansas State)
 37..... Sadler pass from Mahomes (Texas Tech)
 34..... Sadler pass from Mahomes (Texas Tech)
 33..... Washington pass from Rudolph (Oklahoma St.)
 32..... Sims pass from Cozart (Kansas)
 32..... Sims pass from Stanley (Kansas)
 32..... Foreman rush (Texas)
 32..... Leonard 32 pass from Buechele (Texas)
 30..... Coutee pass from Mahomes (Texas Tech)
 29..... Kurtz pass from Hill (BYU)
 29..... Leonard pass from Buechele (Texas)
 28..... Giles pass from Mahomes (Texas Tech)
 28..... Leonard pass from Buechele (Texas)
 27..... Hill rush (BYU)
 27..... Williams pass from Hill (TCU)
 26..... Black pass from Lock (Missouri)
 26..... Heath pass from Ertz (Kansas State)
 25..... Black pass from Lock (Missouri)
 25..... Juergens pass from Hill (BYU)
 24..... Gonzalez kickoff return (Kansas)
 24..... Stanley rush (Kansas)
 23..... Kurtz pass from Hill (BYU)
 23..... Jarwin pass from Rudolph (Oklahoma St.)
 23..... Buechele rush (Texas)
 22..... Collins pass from Lock (Missouri)
 22..... Scott pass from Davis (YSU)
 21..... Zanders rush (Missouri)
 21..... Scott pass from Davis (YSU)
 21/TD..... Juergens pass from Hill (BYU)
 21..... Foreman rush (Texas)
 20..... Ertz rush (Kansas State)
 20..... Giles pass from Mahomes (Texas Tech)
 20..... Washington pass from Rudolph (Oklahoma St.)
 20..... Johnson pass from Buechele (Texas)
 20..... Johnson pass from Buechele (Texas)

DEFENSE

59..... Richards interception return (Oklahoma St.)
 36..... Henry interception return (Oklahoma St.)
 20..... Pau'u interception return (BYU)

SPECIAL TEAMS

58..... Pringle kickoff return (Kansas State)
 50..... Aleva kickoff return (BYU)
 46..... Davis kickoff return (Texas Tech)
 42/FG..... Hatfield field goal (Texas Tech)
 41..... Hadley kickoff return (BYU)
 39..... Townsend kickoff return (YSU)
 37/FG..... McCrane field goal (Kansas State)
 32/FG..... Grogan field goal (Oklahoma St.)
 31/FG..... McCrane field goal (Kansas State)
 30..... Pringle kickoff return (Kansas State)
 30..... Gray kickoff return (TCU)
 30/FG..... Hatfield field goal (TCU)
 30..... Gray kickoff return (TCU)
 30..... Sanders kickoff return (Oklahoma St.)
 27/FG..... Domingue field goal (Texas)
 25..... Townsend kickoff return (YSU)
 25/FG..... Almond field goal (BYU)
 25/FG..... Grogan field goal (Oklahoma St.)
 24/FG..... McCann field goal (Missouri)
 24..... Bailey kickoff return (YSU)

24..... Gonzalez kickoff return (Kansas)
 24..... Warrick kickoff return (Texas)
 23..... Ross kickoff return (Missouri)
 22/FG..... Almond field goal (BYU)
 22/FG..... McCrane field goal (Kansas State)
 22/FG..... Grogan field goal (Oklahoma St.)
 22..... Warrick kickoff return (Texas)
 21..... Crockett kickoff return (Missouri)
 21..... Sanders kickoff return (Oklahoma St.)



WEST VIRGINIA'S 2016 SCORING DRIVES

Opponent	Plays	Yds	Time	Result
Missouri	11	60	4:59	Molina 19 FG
Missouri	9	88	2:50	Shell 23 rush
Missouri	10	67	3:25	Molina 26 FG
Missouri	8	70	2:19	J. Crawford 1 rush
Missouri	12	67	4:41	Molina 21 FG
Missouri	9	60	3:21	Molina 33 FG
YSU	8	80	2:43	White 53 pass from Howard
YSU	6	86	2:09	Gibson 54 pass from Howard
YSU	9	86	3:05	Shorts 11 pass from Howard
YSU	14	65	4:42	Molina 32 FG
YSU	1	57	0:09	Gibson 57 pass from Howard
YSU	7	75	3:07	McKoy 21 pass from Howard
BYU	13	88	5:38	Shell 6 rush
BYU	12	86	4:27	Shell 2 rush
BYU	0	0	0:00	Douglas 54 interception return
BYU	4	59	1:30	Howard 5 rush
BYU	12	99	4:18	Shorts 9 pass from Howard
Kansas State	9	55	3:36	Lambert 37 FG
Kansas State	8	73	3:08	Crawford 1 rush
Kansas State	9	57	2:07	Durante 7 pass from Howard
Texas Tech	9	91	2:59	Crawford 10 rush
Texas Tech	7	58	1:34	Molina 34 FG
Texas Tech	10	89	4:05	Crawford 5 pass from Howard
Texas Tech	7	72	1:56	Howard 8 rush
Texas Tech	11	70	4:00	Molina 22 FG
Texas Tech	8	83	2:58	Howard 1 rush
Texas Tech	3	32	1:21	Shell 14 rush
Texas Tech	10	75	5:57	Shell 3 rush
TCU	3	17	0:56	Shorts 10 pass from Howard
TCU	3	58	0:57	Gibson 22 pass from Howard
TCU	5	67	1:45	Jennings 11 pass from Howard
TCU	15	54	7:36	Molina 38 FG
TCU	11	67	5:17	White 16 pass from Howard
TCU	10	75	5:51	Molina 26 FG
Oklahoma St.	11	56	4:03	Molina 36 FG
Oklahoma St.	12	75	4:57	Gibson 19 pass from Howard
Oklahoma St.	9	75	2:18	Howard 12 rush
Oklahoma St.	10	79	4:14	Molina 21 FG
Kansas	6	57	1:41	Molina 35 FG
Kansas	5	77	1:37	Howard 22 rush
Kansas	4	52	1:13	Howard 33 rush
Kansas	7	72	2:55	Shorts 7 pass from Howard
Kansas	5	56	0:52	Gibson 19 pass from Howard
Kansas	4	65	1:20	Crawford 27 rush
Kansas	5	67	2:11	Gibson 32 pass from Howard
Kansas	6	23	1:43	Molina 39 FG
Texas	13	48	4:39	Molina 44 FG
Texas	9	66	2:51	McKoy 8 rush
Texas	6	70	1:44	White 29 pass from Howard
Texas	14	79	5:34	McKoy 3 rush

WEST VIRGINIA OPPONENT'S 2016 SCORING DRIVES

Opponent	Plays	Yds	Time	Result
Missouri	9	68	2:30	McCann 24 FG
Missouri	10	80	2:01	Black 8 pass from Lock
YSU	9	72	4:21	Ruiz 1 rush
YSU	3	80	1:17	Bailey 74 pass from Davis
YSU	9	57	3:18	Hosick 15 rush
BYU	12	78	6:33	Juergens 25 pass from Hill
BYU	5	55	1:39	Almond 22 FG
BYU	10	43	2:14	Almond 25 FG
BYU	8	57	4:08	Williams 7 rush
BYU	8	67	2:01	Williams 3 rush
BYU	9	79	2:01	Laulu-Pututau 18 pass form Hill
Kansas State	7	48	2:43	Ertz 2 rush
Kansas State	9	49	3:46	McCrane 37 FG
Kansas State	11	83	5:25	McCrane 31 FG
Kansas State	9	37	4:38	McCrane 22 FG
Texas Tech	9	74	2:59	Giles 44 pass from Mahomes
Texas Tech	10	51	4:56	Hatfield FG
Texas Tech	8	48	2:11	Giles 16 pass from Shimonek
TCU	11	62	5:22	Hatfield 30 FG
TCU	12	76	5:14	Austin 11 pass from Hill
Oklahoma St.	8	49	3:55	Grogan 32 FG
Oklahoma St.	10	71	3:22	Grogan 25 FG
Oklahoma St.	2	13	0:41	Lacy 5 pass from Rudolph
Oklahoma St.	15	78	5:01	McCleskey 3 pass from Rudolph
Oklahoma St.	3	9	1:18	Rudolph 2 rush
Oklahoma St.	9	67	3:43	Lacy 7 pass from Rudolph
Oklahoma St.	4	4	2:38	Grogan 22 FG
Kansas	5	29	1:37	Kinner 2 rush
Kansas	7	74	2:33	Taylor 45 pass from Stanley
Kansas	4	80	1:03	Sims 11 pass from Stanley
Texas	12	65	2:59	Domingue 27 FG
Texas	5	58	1:44	Buechele 10 rush
Texas	21	84	6:48	Domingue 19 FG
Texas	9	80	2:12	Johnson 20 pass from Buechele



TOP GAME PERFORMANCES ...

WEST VIRGINIA 100-YARD RUSHERS

Date	Opponent	Player	Att.	Yards	Avg.	TD	Long
11/5	Kansas	J. Crawford	13	129	9.9	1	37
11/5	Kansas	K. McKoy	18	127	7.1	0	44
10/22	TCU	R. Shell	24	117	4.9	0	20
10/15	Texas Tech	R. Shell	21	104	5.0	2	14
10/1	Kansas St.	J. Crawford	18	104	5.8	1	21
9/3	Missouri	J. Crawford	21	101	4.8	1	29

100-YARD RECEIVERS

Date	Opponent	Player	Rec.	Yards	Avg.	TD	Long
11/5	Kansas	D. Shorts	7	104	14.9	1	22
11/5	Kansas	S. Gibson	4	102	25.5	2	40
10/15	Texas Tech	D. Shorts	3	100	33.3	0	53
10/1	Kansas St.	S. Gibson	3	104	34.7	0	52
9/24	BYU	S. Gibson	4	144	36.0	0	51
9/10	YSU	S. Gibson	6	171	28.5	2	57
9/3	Missouri	D. Shorts	8	131	16.4	0	29

300-YARD PASSERS

Date	Opponent	Player	Comp.	Att.	Yards	TD	Long
9/15	TTU	S. Howard	21	31	318	1	53
9/10	YSU	S. Howard	20	33	389	5	57
9/24	BYU	S. Howard	31	40	332	1	51

10+ TACKLES

Date	Opponent	Player	Solo	Assist	Total	TFL	Sacks
11/12	Texas	D. Long	7	3	10	1/4	1/4
11/12	Texas	J. Arndt	11	1	12	1/7	1/7
9/10	YSU	R. Douglas	9	2	11	0.5/0	0

OPPONENT 100-YARD RUSHERS

Date	Opponent	Player	Att.	Yards	Avg.	TD	Long
11/12	Texas	D. Foreman	35	167	4.8	0	32
10/22	TCU	K. Hicks	15	103	6.9	0	18
9/24	BYU	J. Williams	24	169	7.0	2	56
9/24	BYU	T. Hill	13	101	7.8	0	27

100-YARD RECEIVERS

Date	Opponent	Player	Rec.	Yards	Avg.	TD	Long
11/12	Texas	D. Leonard	7	125	17.9	0	32
11/5	Kansas	S. Sims	9	124	13.8	1	32
10/29	Okla. State	J. Washington	6	117	19.5	0	33
9/15	Texas Tech	J. Giles	8	136	17.0	2	44
9/3	Missouri	J. Moore	8	104	13.0	0	42
9/3	Missouri	C. Black	6	102	17.0	1	26

300-YARD PASSERS

Date	Opponent	Player	Comp.	Att.	Yards	TD	Long
11/12	Texas	S. Buechele	31	48	318	1	32
10/15	Texas Tech	P. Mahomes	28	44	305	1	44

10+ TACKLES

Date	Opponent	Player	Solo	Assist	Total	TFL	Sacks
10/29	Okla. State	C. Whitener	8	5	13	1/4	1/4
10/22	TCU	T. Howard	10	1	11	0	0
10/15	Texas Tech	J. Johnson	8	2	10	0	0
10/1	Kansas St.	E. Lee	12	2	14	1/2	1/2
9/24	BYU	F. Warner	9	5	14	0.5/1	0
9/10	YSU	J. Smith	10	2	12	0	0
9/3	Missouri	M. Scherer	10	0	10	1/1	0

SPECIAL TEAMS TACKLES

Player	Total	UA/A	KO	P	MO	YSU	BYU	KS	TT	TCU	OSU	KU	TX	OK	ISU	BU
Marvin Gross	8	6/2	6	2	0	1/1	0	1/0	0	2/1	0	1/0	1/0	0	0	0
Shane Commodore	6	3/3	6	0	0	0/1	1/0	0	0	1/1	0	0	1/1	0	0	0
Nana Kyeremeh	5	5/0	3	2	1/0	1/0	0	1/0	0	0	0	2/0	0	0	0	0
David Long	4	3/1	3	1	1/0	0	0/1	0	1/0	1/0	0	0	0	0	0	0
Maurice Fleming	3	3/0	3	0	0	0	0	0	0	0	2/0	1/0	0	0	0	0
Khairi Sharif	3	3/0	2	1	1/0	1/0	0	0	0	0	1/0	0	0	0	0	0
Toyous Avery	2	2/0	1	1	1/0	0	0	0	0	0	0	1/0	0	0	0	0
Elijah Battle	2	2/0	2	0	0	0	0	1/0	0	1/0	0	0	0	0	0	0
Rasul Douglas	3	1/2	3	0	0	0	0/1	0	0	1/0	0	0	0/1	0	0	0
Jovanni Stewart	2	2/0	2	0	0	0	2/0	0	0	0	0	0	0	0	0	0
Elijah Wellman	2	1/1	0	2	0	1/0	0/1	0	0	0	0	0	0	0	0	0
Antonio Crawford	1	1/0	1	0	0	0	0	0	1/0	0	0	0	0	0	0	0
Shelton Gibson	1	1/0	1	0	0	1/0	0	0	0	0	0	0	0	0	0	0
Gary Jennings	1	1/0	1	0	0	0	0	0	1/0	0	0	0	0	0	0	0
Kennedy McKoy	1	0/1	0	1	0	0	0/1	0	0	0	0	0	0	0	0	0
Nick Meadows	1	1/0	0	1	0	0	0	0	1/0	0	0	0	0	0	0	0
Mike Molina	1	1/0	1	0	0	0	0	1/0	0	0	0	0	0	0	0	0
Xavier Preston	2	2/0	2	0	0	0	0	0	0	0	0	1/0	1/0	0	0	0



Mike **MOLINA**

Rushel **SHELL III**

GAME 1: WEST VIRGINIA 26, MISSOURI 11

MORGANTOWN, W.Va. (Sept. 3, 2016) - West Virginia opened the 2016 season with a solid 26-11 victory the SEC's Missouri, in front of 60,125 fans at Milan Puskar Stadium.

A beautiful Labor Day Saturday, with an 81 degree temperature, provided the setting for the start of the 125th year of West Virginia football. Festivities for the day included the retirement of Bruce Bosley's No. 77, recognition of WVU's five Olympic medalists from the 2016 Rio games, including Gold medalist Ginny Thrasher and the wearing of a special helmet logo celebrating the 125th year.

The Mountaineers wasted little time in setting the tone for the game and sending the home folks away happy. Racking up 10 first-quarter points and the game's first 13 points, West Virginia grabbed the lead and never relinquished it.

At the 5:41 mark of the first quarter, redshirt junior Mike Molina kicked the first field goal of his career, a 19-yarder that started the scoring for the season, giving WVU a 3-0 lead.

Before the end of the quarter, senior tailback Rushel Shell III finished off a nine-play 88-yard drive with a 23-yard run, giving WVU its first touchdown of 2016 and a 10-0 advantage.

In the second quarter, Molina added his second field goal, this time from 26 yards, to give West Virginia a 13-0 cushion. Missouri did strike before the half ended as Tucker McCann's 24-yard field goal finished off a nine-play, 68-yard drive and provided the Tigers their first points of the season.

Leading 13-3 at the half, West Virginia started the third quarter strong and essentially put the game away by outscoring the Tigers 10-0 in the quarter.

The opening possession of the third quarter saw the Mountaineers turn in an eight-play, 70-yard scoring drive, which was finished off by tailback Justin Crawford's first career touchdown from one-yard away.

Later in the quarter, Molina was good on his third field goal, as his 21-yarder ended a 67-yard drive and upped West Virginia's advantage to 23-3 heading into the fourth.

Missouri outscored the Mountaineers in the fourth quarter by scoring eight points in the game's final two minutes, but it was far too little and too late.

Molina struck for the fourth time at the 7:26 mark with his longest field goal, 33 yards, to up the WVU margin to 26-3. The Tigers scored their first touchdown of 2016 with 1:49 left, as quarterback Drew Lock found receiver Chris Black for an eight-yard scoring toss. Lock then connected with receiver J'Mon Moore for the two-point conversion to end the scoring at 26-11 in favor of the Mountaineers.

WVU's Skyler Howard finished with 253 yards passing, while Crawford made the most of his debut with 101 yards rushing and one score, averaging 4.8 yards per carry. Shell added 90

yards rushing and one touchdown, giving the Mountaineers a strong one-two combination in the running game

Receiver Daikiel Shorts turned in the first 100-yard receiving game of his career, and was Howard's favorite target with eight receptions for 131 yards with a long catch of 29 yards.

The Mountaineer defense received eight tackles each from Antonio Crawford and Justin Arndt to pace the unit.

Lock totalled 280 yards passing for Missouri and the Tigers had two 100-yard receivers. Moore caught eight passes for 104 yards, while Black added 102 yards on six receptions. Leading the Tiger defense was Michael Scherer with 10 stops.

Final numbers showed West Virginia with 241 yards rushing and 253 passing to total 494 yards of offense. Missouri turned in 180 yards on the ground to go along with 282 passing for 462 yards of offense.

Seven Mountaineers earned their first career start in the game and a whopping 21 players saw action for the first time in a West Virginia Uniform.

The win broke a five-game losing streak for the Mountaineers against SEC teams and now puts them at 6-5 in their last 11 games versus the conference. West Virginia is now 25-25-1 all-time against the SEC.

The victory also evened WVU's all-time series record against Missouri at 3-3, and marked the 13th straight year that the Mountaineers have won their home opener at Milan Puskar Stadium. Head coach Dana Holgorsen has won six of those 13 straight and now stands at 6-0 all-time in home openers.

SCORING AND STATISTICAL SUMMARY

	1	2	3	4	Total
Missouri	0	3	0	8	11
West Virginia	10	3	10	3	26

1st	WVU - Mike Molina 19 FG WVU - Rushel Shell 23 rush (Molina kick)
2nd	WVU - Molina 26 FG MO - Tucker McCann 24 FG
3rd	WVU - Justin Crawford 1 rush (Molina kick) WVU - Molina 21 FG
4th	WVU - Molina 33 FG MO - Chris Black 8 pass from Drew Lock (J'Mon Moore pass from Lock)

	MO	WVU
First Downs	26	24
Rushes/Yards	47/180	48/241
Passing Yardage	282	253
Passes	24/53/0	23/37/2
Punts	8/314/38.4	5/227/45.4
Fumbles/Lost	1/1	1/1
Return Yardage	65	71
Penalties/Yards	6/51	4/45
Time of Possession	25:47	34:13

WVU RUSHING: J. Crawford 21-101, Shell III 16-90; WVU PASSING: Howard 23-35-1-253; WVU RECEIVING: Shorts Jr. 8-131; WVU TACKLES (TFL/QS): A. Crawford 10 (1/0); Arndt 8, (2/1); White 7 (1/0); WVU INTERCEPTIONS: None

MO RUSHING: Ross 18-67; Zanders 7-47; MO PASSING: Lock 23-51-0-280; MO RECEIVING: Moore 8-104, Black 6-102; MO TACKLES (TFL/QS): Scherer 10 (1/0), Newsom 8, Sherrils 7 (1/0); MO INTERCEPTIONS: Sherrils, Penton

Attendance - 60,125



Skyler HOWARD

Al-Rasheed BENTON

GAME 2: WEST VIRGINIA 38, YOUNGSTOWN STATE 21

MORGANTOWN, W.Va. (Sept. 10, 2016) - West Virginia used five touchdown passes, including three of more than 50 yards to defeat Youngstown State, 38-21, at Milan Puskar Stadium.

Quarterback Skyler Howard threw all five touchdown passes, which tied his career-best, and his 389 yards passing were the second-best of his career. He finished the day with 20 completions and added 50 yards rushing.

Youngstown State played the Mountaineers to a draw in the first half. However, the 91 degree temperatures for the day could have taken a toll on the Penguins as the Mountaineers depth dominated YSU to the tune of 24-7 in the second half.

West Virginia struck first with 3:16 left in the first quarter on a 53-yard pass play from Howard to Ka'Raun White to end an 80-yard drive.

Youngstown State came back to score the next 14 points to take a 14-7 lead at the 10:13 mark of the second quarter.

The Penguins' first score came early in the second quarter on a one-yard run by Martin Ruiz, capping a 72-yard drive.

YSU took the lead on a Ricky Davis 74-yard touchdown pass to Alvin Bailey that finished off an 80-yard drive in just three plays.

The Youngstown State game plan was working at this point with a methodical approach and ball-control offense to keep the ball away from the Mountaineers.

To counter, West Virginia had to strike when it had its chances and the big play worked on this day for the home team.

A 54-yard touchdown pass from Howard to Shelton Gibson took care of the deficit with 3:15 left in the half.

The Mountaineers had a chance to take the lead into the locker room, but a last-second missed field goal by Mike Molina kept the game knotted at 14.

Third-quarter action saw the Mountaineers rack up 17 points to take a 31-14 advantage. West Virginia's first possession in the quarter provided a nine-play, 86-yard drive and ended on a Howard 11-yard pass to Daikiel Shorts Jr.

Leading 21-14, West Virginia scored on its next two possessions as Molina made good on a 32-yard field goal. That scoring drive covered 65 yards, and the Mountaineers were starting to tally big numbers on the offensive side of the ball as

their depth continued to wear down the Penguins in the scorching heat.

Taking advantage of their scoring chances, WVU's last touchdown of the third was a 57-yard touchdown pass from Howard to Gibson as the duo connected on their second score in the game.

YSU's backup quarterback, Trent Hosick, entered the game in the fourth quarter and engineered a nine-play drive that ended on his 15-yard scoring run, cutting WVU's lead to 31-21 with 8:44 left to play.

The Mountaineers added a score with 3:18 left to play, when Howard went to the air one more time

and found true freshman tailback Kennedy McKoy for a 21-yard reception, the first TD of McKoy's WVU career.

Aside from Howard's numbers, tailback Rushell Shell III was strong with 84 yards rushing and a 5.2 average. Gibson turned in a career day with 171 yards receiving, followed by Shorts with 93 and White with 88 receiving yards. Defensive back Rasul Douglas led the defensive effort with 11 tackles, while Al-Rasheed Benton pulled in the first interception of his career.

For Youngstown State, Davis finished with 189 yards passing, and his top target was Bailey with three catches for 92 yards. Davis also led the Penguins in rushing with 62 yards and a 4.8 yards per carry average. Jameel Smith led the Youngstown State defense with 12 stops.

Final numbers showed West Virginia with 235 yards rushing and 389 passing to total 624 yards of total offense. Youngstown State's final numbers came in at 185 yards on the ground and 220 passing for 405 total yards.

The victory gave West Virginia a 2-0 record all-time against Youngstown State and upped the Mountaineers' record to 17-0 all-time against FCS teams and 6-0 vs. the FCS under head coach Dana Holgorsen.

SCORING AND STATISTICAL SUMMARY

	1	2	3	4	Total
Youngstown State.....	0	14	0	7	21
West Virginia	7	7	17	7	38

1st	WVU - Ka'Raun White 53 pass from Skyler Howard (Mike Molina kick)	
2nd	YSU - Martin Ruiz 1 rush (Zak Kennedy kick)	
	YSU - Alvin Bailey 74 pass from Ricky Davis (Kennedy kick)	
	WVU - Shelton Gibson 54 pass from Howard (Molina kick)	
3rd	WVU - Daikiel Shorts 11 pass from Howard (Molina kick)	
	WVU - Molina 32 FG	
	WVU - Gibson 57 pass from Howard (Molina kick)	
4th	YSU - Trent Hosick 15 rush (Kennedy kick)	
	WVU - Kennedy McCoy 21 pass from Howard (Molina kick)	

	YSU	WVU
First Downs	21	30
Rushes/Yards	41/185	46/235
Passing Yardage	220	389
Passes	15/32/1	20/33/1
Punts	8/356/44.5	4/197/49.2
Fumbles/Lost	1/0	0/0
Return Yardage	130	68
Penalties/Yards	5/64	6/49
Time of Possession	31:49	28:11

WVU RUSHING: Shell 16-84, Howard 8-50, Crawford 12-40; WVU PASSING: Howard 20-33-1-389; WVU RECEIVING: Gibson 6-171, Short 3-92, White 5-88; WVU TACKLES (TFL/QS): Douglas 11 (1/0), Benton 7, Harper 6; WVU INTERCEPTIONS: Benton.

YSU RUSHING: Davis 13-62, Ruiz 11-48, McCaster 12-41, Hosick 4-37; YSU PASSING: Davis 11-26-0-189; YSU RECEIVING: Bailey 3-92; YSU TACKLES (TFL/QS): Smith 12, Alexander 7, Dellovade 7; YSU INTERCEPTIONS: Thompson.

Attendance - 56,261



Shelton **GIBSON**

Maurice **FLEMING**

GAME 3: WEST VIRGINIA 35, BYU 32

LANDOVER, Md. (Sept. 24, 2016) - West Virginia and Brigham Young squared off in a neutral site game at the home of the Washington Redskins, and the Mountaineers came out a 35-32 winner at FedExField in Landover, Maryland.

The game did not disappoint in terms of excitement and big plays and came down to the final minute, as West Virginia turned in two big defensive plays in the fourth quarter to earn the victory.

With WVU leading, 35-32, Jeremy Tyler's interception with 4:15 left ended one Cougar threat. Iowa transfer Maurice Fleming's interception at the two-yard line in the final minute ended the last BYU chance and sealed the victory for the Mountaineers.

To get the game started, West Virginia used a 5:38 drive to march 88 yards on 13 plays for a 7-0 lead, when tailback Rushel Shell III rushed in from six-yards away. The big play in the drive was a 35-yard pass play from quarterback Skyler Howard to junior receiver Shelton Gibson.

BYU answered on its first possession with a 6:33 drive that lasted 12 plays and covered 78 yards. The Cougars tied the game on a 25-yard pass from Taysom Hill to Mitch Juergens.

Only 2:44 remained in the opening quarter and each team only had the ball once, as long sustained drives consumed much of the quarter.

The Cougars grabbed their only lead of the game with 14:17 left in the half with a Rhett Almond 22-yard field goal. A 56-yard run by tailback Jamaal Williams set up the score.

West Virginia regained the lead for good as Shell's second touchdown in the game came at the 9:50 mark of the first half, when he powered in from the two-yard line to end an 86-yard drive.

Leading 14-10, WVU cornerback Rasul Douglas made Hill pay for an errant pass, returning the interception 54 yards for West Virginia's third score of the game with 2:23 left before halftime.

Brigham Young quickly moved the ball 43 yards and ended the half on Almond's 25-yard field goal to put its deficit at 21-13 heading into the locker room.

Much like West Virginia started the game with a long scoring drive, Brigham Young did the same to start the second half. A 4:08 drive ended with a seven-yard touchdown run by Williams to tighten the game at, 21-19, early in the third.

However, there was no panic on the West

Virginia sideline, and after the defense forced a BYU fumble, the Mountaineers stretched their lead to 28-19 on Howard's five-yard scoring run with 2:28 left in the third quarter.

West Virginia's offense went back to work in the fourth quarter and turned in an impressive 99-yard drive highlighted by a 32-yard connection from Howard to Gibson. A nine-yard scoring reception by receiver Daikiel Shorts Jr. gave the Mountaineers what seemed to be a comfortable 35-19 lead with 11:20 left in the game.

But Brigham Young would not go away, which set up late game excitement on the neutral field.

Hill brought the Cougars back to within 10, 35-

25, at the 9:09 mark, as he engineered a 67-yard drive that ended with a three-yard touchdown run by Williams.

After a West Virginia punt, Hill again had the Cougars on the move with a nine-play, 72 yard drive that ended with an 18-yard touchdown pass to Moroni Laulu-Pututau.

Only 4:15 was left, but WVU could not run out the clock, giving the ball back to BYU. Tyler's interception ended one Cougar drive, but when the Mountaineers fumbled on the BYU four-yard line with 2:36 left, the Cougars had one last chance. Needing only a field goal to tie, BYU moved the ball to the West Virginia 28-yard line, but Fleming's interception of Hill ended BYU's final threat.

West Virginia got big numbers from Gibson with 144 yards receiving, while Howard finished with 332 yards passing. The defensive effort came up with three total interceptions of Hill and was paced by Kyziri White with nine tackles.

Williams was an outstanding rusher for the Cougars as he finished with 169 yards (128 in the first half) and two scores. Not only did Hill pass for 241 yards, but he turned in another 101 yards rushing to join Williams in leading the BYU offense. Fred Warner collected 14 tackles for the Cougar defense.

Final numbers showed West Virginia with 149 yards on the ground and 332 through the air to total 481 yards of total offense. Brigham Young finished with 280 yards rushing and 241 passing for 521 total yards.

The Mountaineers won the turnover battle by a 4-2 count. The big play extended scoring drives of 99, 88, 86 and 59 yards, along with a 54-yard interception return. All those factors added up to improve West Virginia's record to 3-0 on the season and 1-0 all-time vs. BYU.

SCORING AND STATISTICAL SUMMARY

	1	2	3	4	Total
BYU	7	6	6	13	32
West Virginia	7	14	7	7	35

1st	WVU - Rushel Shell 6 rush (Mike Molina kick)
	BYU - Mitch Juergens 25 pass from Taysom Hill (Rhett Almond kick)
2nd	BYU - Almond 22 FG
	WVU - Shell 2 rush (Molina kick)
	WVU - Rasul Douglas 54 interception return (Molina kick)
	BYU - Almond 25 FG
3rd	BYU - Jamaal Williams 7 rush (Hill pass failed)
	WVU - Skyler Howard 5 rush (Molina kick)
4th	WVU - Daikiel Shorts Jr. 9 pass from Howard (Molina kick)
	BYU - Williams 3 rush (Juergens pass failed)
	BYU - Moroni Laulu-Pututau 18 pass from Hill (Almond kick)

	BYU	WVU
First Downs	27	26
Rushes/Yards	40/280	35/149
Passing Yardage	241	332
Passes	23/36/3	31/40/1
Punts	2/70/35.0	3/123/41.0
Fumbles/Lost	2/1	1/1
Return Yardage	141	175
Penalties/Yards	8/51	4/38
Time of Possession	30:44	29:16

WVU RUSHING: Crawford 9-86, Shell 11-35, Howard 11-27; WVU PASSING: Howard 31-40-1-332; WVU RECEIVING: Gibson 4-144, Durante 6-32, White 4-39; WVU TACKLES (TFL/QS): White 9 (1/0), Harper 8, Shuler 8; WVU INTERCEPTIONS: Douglas, Fleming, Tyler.

BYU RUSHING: Williams 24-169, Hill 13-101; BYU PASSING: Hill 23-35-3-241; BYU RECEIVING: Kurtz 6-78, Juergens 5-50, Pearson 4-55; BYU TACKLES (TFL/QS): Warner 15 (1/0), Nacua 6; BYU INTERCEPTIONS: Pau'u.

Attendance - 38,207



KyzirWHITE

JustinCRAWFORD

GAME 4: WEST VIRGINIA 17, KANSAS STATE 16

MORGANTOWN, W.Va. (Oct. 1, 2016) - West Virginia was looking for its first Big 12 victory over Kansas State in four tries and finally broke through in the fifth effort with a 17-16 win over the Wildcats in front of 61,701 on Homecoming at Milan Puskar Stadium.

While the offense struggled in the first half, the West Virginia defense kept the Mountaineers in the game by holding Kansas State to three field goals on key possessions and keeping the Wildcats out of the end zone.

Kansas State's chance for the road win ended with 2:03 remaining, when Matthew McCrane missed a 43-yard field goal, enabling the Mountaineers to run out the clock.

After being shut out in the first half for the first time since 2013 and first time at home since 2005, the Mountaineers used a spark in the running game from Justin Crawford, who delivered several key runs. The passing attack was aided by clutch catches from junior receiver Shelton Gibson to keep drives alive and move the chains in big chunks of yards.

The Mountaineers had the first crack at scoring, but senior kicker Josh Lambert missed on 30-yard field goal attempt to end an early drive. The fourth game of the season marked the return of the former Lou Groza Award finalist after being suspended for the first three games of the season.

After Lambert's miss, Kansas State came up with the game's first turnover when WVU quarterback Skyler Howard's pass to receiver Ka'Raun White was bobbled and intercepted by KSU's Elijah Lee.

The Wildcats made the Mountaineers pay for the turnover with a seven-play, 48-yard drive that ended with a two-yard scoring run by quarterback Jesse Ertz.

Kansas State extended its lead to 10-0 at the 12:04 mark of the second quarter, when McCrane converted a 37-yard field goal attempt. The scoring drive covered nine plays and 46 yards.

West Virginia could not muster any scoring chances in the second quarter and fell behind 13-0 at the half when McCrane converted on a 31-yard field goal with 1:06 remaining. Ertz completed a pass of 37 yards and tailback Dalvin Warmack had a big 18-yard rush in the drive to set up the score.

Once again, the Mountaineer defense was able to keep the Wildcats out of the end zone on the 11-play scoring drive, which consumed more than

5:00 in the quarter. Trailing only 13-0 at the half was a plus for West Virginia, which was outgained 178-174, in total yards at the halfway point.

West Virginia got the ball first in the second half, and needed to put some points on the board. The offense delivered with a 55-yard drive and a 37-yard field goal by Lambert. Howard hit receiver Daikiel Shorts Jr. for a 31-yard pass play to move the chains on third down and keep the drive alive.

After Lambert's field goal, Kansas State struck again with a 58-yard kickoff return by Byron Pringle setting the Wildcat offense up in good field position. Ertz took care of the rest as he rushed for 25 of the 37 yards in the nine-play drive, leading to a 22-yard field goal by McCrane for a 16-3 Wildcat

advantage. However, once again, the Mountaineer defense kept KSU out of the end zone, which would be crucial heading into the final stanza.

Fourth quarter action belonged to West Virginia as the Mountaineers used two scoring drives and a big defensive stand to finally break through and defeat Kansas State.

The Mountaineers scored their first touchdown of the game with 13:41 left to play on Crawford's one-yard run. The score was set up by Howard's 52-yard completion to Gibson.

With Kansas State leading 16-10, the Mountaineer defense continued to keep the game close, coming up with an interception and a three-and-out on the Wildcats' next two drives.

With the sellout crowd back in the game, Howard started the winning drive with 8:18 left to play. Nine snaps later, he found Jovon Durante for a seven-yard scoring toss to give the Mountaineers their first lead.

Howard finished with 298 yards passing, Crawford added 104 rushing and Gibson 104 yards receiving to lead the WVU offense. Jarrod Harper paced three defense with eight tackles.

KSU got 166 yards passing from Ertz followed by 61 receiving from Pringle and 53 from tailback Charles Jones. The Wildcat defense was led by Elijah Lee with eight tackles, one sack and one interception. McCrane hit his first three field goals, but could not convert on attempt number four.

Final totals showed West Virginia with 124 yards rushing and 298 passing to total 422 yards of offense. Kansas State finished with 120 yards on the ground and 166 through the air for 286 total yards.

West Virginia improved to 4-0 and won its Big 12 Conference opener for the first time since 2012. The victory broke an overall five-game losing streak to Kansas State.

SCORING AND STATISTICAL SUMMARY

	1	2	3	4	Total
Kansas State	7	6	3	0	16
West Virginia	0	0	3	14	17

- 1st KSU - Jesse Ertz 2 rush (Matthew McCrane kick)
- 2nd KSU - McCrane 37 FG
KSU - McCrane 31 FG
- 3rd WVU - Josh Lambert 37 FG
KSU - McCrane 22 FG
- 4th WVU - Justin Crawford 1 rush (Mike Molina kick)
WVU - Jovon Durante 7 pass from Skyler Howard (Molina kick)

	KSU	WVU
First Downs	17	21
Rushes/Yards	42/120	35/124
Passing Yardage	166	298
Passes	10/30/1	24/41/1
Punts	5/207/41.4	4/160/40.0
Fumbles/Lost	1/0	1/1
Return Yardage	101	60
Penalties/Yards	6/25	6/60
Time of Possession	33:42	26:18

WVU RUSHING: Crawford 18-104, Shell 8-35; WVU PASSING: Howard 24-41-1-298; WVU RECEIVING: Durante 7-67, Shorts 5-72, Gibson 3-104; WVU TACKLES (TFL/QS): Harper 8, White 8 (1/1), Tyler 8 (1/0), Benton 6; WVU INTERCEPTIONS: Douglas

KSU RUSHING: Jones 16-53, Warmack 8-35; KSU PASSING: Ertz 10-30-1-166; KSU RECEIVING: Pringle 4-61, Heath 2-35; KSU TACKLES (TFL/QS): Lee 14 (1/1), Barnette 8; KSU INTERCEPTIONS: Lee.

Attendance - 61,701



Skyler **HOWARD**

Sean **WALTERS**

GAME 5: NO. 20/18 WEST VIRGINIA 48, TEXAS TECH 17

LUBBOCK, TEXAS. (Oct. 15, 2016) - West Virginia gained an important Big 12 road victory with a dominating 48-17 victory over Texas Tech at Jones AT&T Stadium.

Texas Tech entered the Big 12 matchup as the No. 1 passing team in the nation and No. 2 in total offense and scoring, but that was before the Red Raiders met West Virginia defensive coordinator Tony Gibson and his 3-3-5 defense.

The Mountaineer defense dominated the Red Raider offense, holding it to a season low in points, breaking its 50-point home scoring streak and limiting the Texas Tech rushing attack to just 34 yards.

Meanwhile, the Mountaineer offense clicked on many cylinders with a 100-yard receiver and rusher, the highest scoring output of the season and outgaining the Red Raiders by 271 yards.

The Mountaineer defense dominated the Red Raider offense, holding it to a season low in points, breaking its 50-point home scoring streak and limiting the Texas Tech rushing attack to just 34 yards.

Pregame hype predicted a high-scoring shootout between the two teams and first-quarter action did not do anything to dispel the thinking.

West Virginia got on the board at the 9:30 mark of the first quarter on tailback Justin Crawford's 10-yard run, ending an impressive 91-yard drive. A 53-yard pass from quarterback Skyler Howard to receiver Daikiel Shorts Jr. proved to be the big play in the drive.

After a missed WVU field goal, Texas Tech took advantage of the field position to complete a 74-yard scoring drive, highlighted by a 44-yard touchdown pass from quarterback Patrick Mahomes to receiver Jonathan Giles. The scoring play tied the game at 7-7 with 1:51 left in the quarter.

However, West Virginia was left with enough time to take a 10-7 lead after one quarter on a 34-yard field goal by kicker Mike Molina. A 51-yard pass play from Howard to Jovon Durante changed the field position and put the Mountaineers in field goal range.

After the Texas Tech touchdown, the West Virginia defense started to assert itself on the nation's No. 1 passing team. The Mountaineers held the Red Raiders to just three points on their next six possessions and 51 plays before a late fourth-quarter touchdown by Tech.

While the Mountaineer defense was putting the clamps on the Red Raiders, the offense kept clicking. Fourteen more points in the second quarter gave West Virginia a 24-7 halftime lead.

Crawford turned in his second touchdown on a five-yard pass play with Howard. Once again a big 47-yard pass play from Howard to Gary Jennings

set up the score, which completed an 89-yard drive.

Then Howard got in on the scoring action just over two minutes later with an eight-yard run. Howard's 20-yard run and his 27-yard completion to Shorts were the big plays.

Texas Tech took the opening possession of the third quarter and came away with a 42-yard field goal by Clayton Hatfield to pull the Red Raiders within 14 points at 24-10.

However, the Mountaineers went on to score 17 straight points to put the game away.

Before the third quarter ended, Molina added a 22-yard field goal, before Howard engineered an eight-play, 83-yard drive early in the fourth and capped it off with a one-yard run for his second

score of the afternoon. Freshman running back Kennedy McKoy provided the rushing spark in the second half, coming up with 56 yards on the ground in the drive.

The Mountaineers took advantage of a bad Tech snap on a punt to gain good field position, setting up a 14-yard touchdown run by Rushel Shell III.

The Red Raiders added a fourth quarter score, when backup quarterback Nic Shimonek hit Giles for a 16-yard touchdown reception.

In an effort to run out the fourth quarter clock, the Mountaineers turned in a 75-yard fourth quarter drive, which saw Shell add his second touchdown in the game. Between Shell and McKoy, WVU rushed the ball 10-straight times en-route to the end zone.

Howard turned in more than 400 yards of total offense with 318 yards passing and 89 yards rushing. Shorts reached 100 yards receiving on just three catches, while Shell finished with 104 yards rushing, just ahead of McKoy's 99 rushing yards.

Defensively, five Mountaineers turned in five tackles each, and the unit accumulated four sacks, eight tackles for a loss of 60 yards and one interception

For Texas Tech, Mahomes finished with 305 yards passing, while Giles hauled in 136 yards receiving. The Red Raider defense was led by Jah'Shawn Johnson with 10 tackles.

Final totals showed West Virginia with 332 yards rushing and 318 passing for a balanced 650 yards of total offense. Texas Tech finished with 34 yards on the ground and 345 through the air for a final total of 379 yard of offense.

The win gave West Virginia its third straight victory over Texas Tech and raised its season record to 5-0 overall and 2-0 in Big 12 play. The Red Raiders fell to 3-3 overall and 1-2 in league play. Overall, the Mountaineers now lead the all-time series against the Red Raiders by a 4-2 count.

SCORING AND STATISTICAL SUMMARY

	1	2	3	4	Total
West Virginia	10	14	3	21	48
Texas Tech	7	0	3	7	17

- 1st WVU - Justin Crawford 10 rush (Mike Molina kick)
TTU - Jonathan Giles 44 pass from Patrick Mahomes (Clayton Hatfield kick)
WVU - Molina 34 FG
- 2nd WVU - Crawford 5 pass from Skyler Howard (Molina kick)
WVU - Howard 8 rush
- 3rd TTU - Hatfield 42 FG
WVU - Molina 22 FG
- 4th WVU - Howard 1 rush (Molina kick)
WVU - Rushel Shell III 14 rush (Molina kick)
TTU - Giles 16 pass from Nic Shimonek (Hatfield kick)
WVU - Shell III 3 rush (Molina kick)

	WVU	TTU
First Downs	28	21
Rushes/Yards	46/332	27/34
Passing Yardage	318	345
Passes	21/31/0	32/50/1
Punts	1/45/45.0	4/146/36.5
Fumbles/Lost	0/0	1/0
Return Yardage	29	92
Penalties/Yards	9/95	10/103
Time of Possession	29:38	30:22

WVU RUSHING: Shell 21-104, McKoy 4-99, Howard 12-89; WVU PASSING: Howard 21-31-0-318; WVU RECEIVING: Shorts 3-100, White 7-67, Durante 4-83; WVU TACKLES (TFL/QS): White 5, Tyler 5, Benton 5, Long 5 (1/0), Arndt 5; WVU INTERCEPTIONS: Walters.

TTU RUSHING: Ward 6-27, Felton 5-18; TTU PASSING: Mahomes 28-44-1-305; TTU RECEIVING: Giles 8-136, Sadler 4-93; TTU TACKLES (TFL/QS): Johnson 10, Brooks 7 (1/0); TTU INTERCEPTIONS: None.

Attendance - 54,111



Ka'Raun WHITE

Noble NWACHUKWU

GAME NO. 6: NO. 12/13 WEST VIRGINIA 34, TCU 10

MORGANTOWN, W.Va. (Oct. 22, 2016) - West Virginia used four touchdown passes from Skyler Howard and another great defensive effort to defeat TCU, 34-10, in front of 61,780 fans at Milan Puskar Stadium.

The game was West Virginia's most complete of the season. Howard completed 70 percent of his passes and threw touchdown passes of 10, 22, 11 and 16 yards in leading the Mountaineer offense. The WVU special teams forced two fumbles, with one leading to a touchdown, while the defense held the Horned Frogs scoreless in the second half and well below their more than 40-point scoring average.

On the game's opening kickoff, Marvin Gross Jr. forced a fumble by TCU's Deante Gray, which was recovered by Nana Kyeremeh to start the momentum and put the home crowd into a frenzy.

Starting at the TCU 17-yard line, it took only three plays for Howard to find receiver Daikiel Shorts Jr. for a 10-yard scoring strike.

The fumble and subsequent touchdown were important, because West Virginia won the coin toss and elected to defer to the second half. With the Mountaineers getting the ball to start the third quarter, along with forcing a fumble on the opening kickoff, it basically took a drive and scoring chance away from the Horned Frogs and they never recovered.

A Rasul Douglas interception on TCU's actual first possession again put the Horned Frogs in a hole. West Virginia added to its lead at the 9:37 mark of the first quarter when Howard connected with Shelton Gibson for a 22-yard touchdown pass.

TCU cut into the West Virginia lead before the quarter ended on a Brandon Hatfield 30-yard field goal, ending a 62-yard drive in 11 plays.

The Horned Frogs again were on the march early in the second quarter and completed a 76-yard drive on Jaelan Austin's 11-yard reception from quarterback Kenny Hill to pull within four at 14-10.

But that's as close as the Horned Frogs would get to overcoming the fumble on the opening kickoff. The Mountaineer defense took over from there and blanketed the high-powered TCU offense the rest of the way.

West Virginia extended its lead in the second quarter to 21-10 and that's where it stayed going into the locker room after Gary Jennings hauled in an 11-yard pass from Howard for the score, ending a 67-yard drive.

Just as the fumble on the opening kickoff

eliminated a scoring opportunity for the Horned Frogs, the Mountaineers made the most of their first possession of the second half. By controlling the clock for 7:36, the Mountaineers kept the Horned Frog offense off the field and added a 38-yard Mike Molina field goal for a 24-10 advantage.

The scoring drive took 15 plays and saw the Mountaineers convert on three third-down opportunities to open up the 14-point cushion.

West Virginia found the end zone for the fourth and final time with 1:02 left in the third quarter. Howard's fourth TD stike was a 16-yard completion to Ka'Raun White, putting the finishing touches on an 11-play drive.

The Mountaineers added a Molina 26-yard field

goal in the fourth quarter to close the scoring. Molina's field goal ended a 5:51, 10-play drive giving West Virginia three drives of more than five minutes long. WVU's three scoring drives in the second half timed out at 7:36, 5:17 and 5:51 and eliminated any chance of a TCU comeback.

Aside from Howard's numbers, tailback Rushel Shell III was a workhorse for the Mountaineers, turning in his second straight 100-yard performance. Shell's numbers showed 24 carries for 117 yards with a long run of 28 yards and a 4.9 yards per carry average. He also turned in two catches for 35 yards with a long reception of 28.

Shorts topped the West Virginia receivers with four catches for 74 yards and one score as Howard completed passes to six different receivers in the game. West Virginia's defense was led by linebackers Justin Arndt and Al-Rasheed Benton with six tackles each.

The TCU offense was paced by running back Kyle Hicks with 103 yards on 15 carries. Hill passed for 148 yards, with his favorite target being Daniel Walsh with four receptions. The TCU defense was led by Travin Howard with 11 tackles, while the unit as a whole collected five sacks and 10 tackles for loss.

Final numbers showed West Virginia with 158 yards rushing and 231 passing to total 389 yards of offense. TCU came in at 152 yards on the ground and 148 through the air for 300 yards of total offense.

West Virginia's edge in time of possession came into play with the Mountaineers holding a commanding 33:40 to 26:20 edge, which basically kept Howard and the Mountaineer offense on the field and Hill and the Horned Frog attack off the field.

The win raised the West Virginia record to 6-0 overall and 3-0 in the Big 12. It marked the first time the Mountaineers have started the season 6-0 since 2006.

SCORING AND STATISTICAL SUMMARY

	1	2	3	4	Total
TCU	3	7	0	0	10
West Virginia	14	7	10	3	34

- 1st WVU - Daikiel Shorts 10 pass from Skyler Howard (Mike Molina kick)
WVU - Shelton Gibson 22 pass from Howard (Molina kick)
TCU - Brandon Hatfield 30 FG
- 2nd TCU - Jaelan Austin 11 pass from Kenny Hill (Hatfield kick)
WVU - Gary Jennings 11 pass from Howard (Molina kick)
- 3rd WVU - Molina 38 FG
WVU - Ka'Raun White 16 pass from Howard (Molina kick)
- 4th WVU - Molina 26 FG

	TCU	WVU
First Downs	18	25
Rushes/Yards	29/152	48/158
Passing Yardage	148	231
Passes	18/31/1	16/23/0
Punts	6/239/39.8	5/216/43.2
Fumbles/Lost	2/2	0/0
Return Yardage	113	99
Penalties/Yards	10/67	7/45
Time of Possession	26:20	33:40

WVU RUSHING: Shell 24-117, McKoy 7-38; WVU PASSING: Howard 16-23-0-231; WVU RECEIVING: Shorts 4-74, White 4-42; WVU TACKLES (TFL/QS): Arndt 6, Benton 8, Battle 5; WVU INTERCEPTIONS: Douglas.

TCU RUSHING: Hicks 15-103, Olonilua 2-20; TCU PASSING: Hill 18-31-1-148; TCU RECEIVING: Walsh 4-32, Hicks 3-17, Williams 2-19; TCU TACKLES (TFL/QS): Howard 11, Johnson 7 (1/0); TCU INTERCEPTIONS: None.

Attendance - 61,780



Noble **NWACHUKWU**

Kennedy **MCKOY**

GAME NO. 7: OKLAHOMA STATE 37, NO. 10/9 WEST VIRGINIA 20

STILLWATER, Okla. (Oct. 29, 2016) - Oklahoma State took advantage of three West Virginia turnovers to hand the No. 10/9 Mountaineers their first loss of the season, 37-20, at Boone Pickens Stadium.

The Cowboys converted those three turnovers into 17 points, which provided the difference in the game.

Despite winning just about every key statistical category, the Mountaineers could not overcome the turnovers, as the Cowboys won in front of 59,584 fans on Homecoming. The victory was also Oklahoma State Coach Mike Gundy's 100th career win at his alma mater.

The game started well for West Virginia as the Mountaineers scored first at the 10:57 mark of the first quarter. Capping an 11-play drive, kicker Mike Molina gave the Mountaineers a 3-0 lead after his 36-yard field goal.

It didn't take long for Oklahoma State to answer the score with a field goal of its own. Driving 49 yards, the Cowboys tied the game on Ben Grogan's 32-yard field goal with 7:02 left in the opening quarter.

The Cowboys took their first lead in the game with just 1:25 left in the first, when Grogan made good on a 25-yard field goal attempt, ending a 71-yard drive.

However, West Virginia regained the lead early in the second quarter, when quarterback Skyler Howard connected with receiver Shelton Gibson for a 19-yard touchdown pass. The drive covered 75 yards in 12 plays and ate up 4:57 of the clock.

But the day started to turn after that touchdown. On WVU's next possession, OSU's Vincent Taylor sacked Howard and forced a fumble, which was recovered at the Mountaineer eight-yard line.

It didn't take long for Oklahoma State to make the Mountaineers pay as quarterback Mason Rudolph connected with Chris Lacy two plays later for a five-yard scoring toss and a 13-10 OSU lead with 8:26 left in the half.

Seizing on the momentum, Oklahoma State would not lose the lead again and upped its margin to 20-10 after a missed WVU field goal. Rudolph led the Cowboys on a 15-play, 78-yard drive and ended it with a three-yard pass to Jalen McCleskey for the 10-point lead at the break.

Oklahoma State had the ball first to start the third quarter, and the Mountaineers needed a stop, and got the break they needed, when Grogan missed on a 38-yard field goal attempt.

But West Virginia could not capitalize on the missed field goal and Oklahoma State added to its lead, when Ramon Richards intercepted Howard and returned it 59 yards to the Mountaineer nine-yard line. Three plays later, Rudolph scampered in from two yards out for a 27-10 OSU lead at the 2:08 mark of the third quarter.

Moving quickly, West Virginia countered early in the fourth quarter on a 12-yard Howard touchdown run, closing the deficit to 27-17.

West Virginia then closed the gap even more to 27-20 on a Molina 21-yard field goal with 8:58 left in the game.

However, Oklahoma State answered when it needed too. Holding the seven-point advantage, Rudolph directed the Cowboy offense on a 67-yard drive that saw him throw for 59 of the 67 yards, giving Oklahoma State a 34-20 advantage with 5:15 left.

The Cowboys closed the game with one more interception of Howard, which was returned 26 yards by defensive back Kevin Henry. The interception led to a 22-yard field goal by Grogan, his third of the game, and the 17-point victory.

Howard finished with 212 yards passing and Kennedy McKoy and Justin Crawford combined for 163 yards rushing in the absence of an injured Rushel Shell III. Daikiel Shorts Jr. led the West Virginia receivers with 82 yards on a career high eight catches, while Justin Arndt, Noble Nwachukwu and Al-Rasheed Benton each turned in seven tackles.

Rudolph finished with 273 yards passing and three touchdowns to go along with one rushing score. James Washington finished with six catches for 177 yards, while McCleskey hauled in 11 catches. The Cowboy defense was led by Chad Whitener with 13 tackles, including one sack.

Final totals for the two teams stood at 209 yards rushing for the Mountaineers and 212 passing for 421 yards of total offense. Oklahoma State turned in 85 yards on the ground and 273 through the air for 358 total yards.

The victory gave Oklahoma State a 3-2 lead in Big 12 play against West Virginia, and the loss broke a seven-game overall winning streak for the Mountaineers and a three-game Big 12 Conference winning streak.

SCORING AND STATISTICAL SUMMARY

	1	2	3	4	Total
West Virginia	3	7	0	10	20
Oklahoma State	6	14	7	10	37

1st	WVU - Mike Molina 36 FG OSU - Ben Grogan 32 FG OSU - Grogan 25 FG
2nd	WVU - Shelton Gibson 19 pass from Skyler Howard (Molina kick) OSU - Chris Lacy 5 pass from Mason Rudolph (Grogan kick) OSU - Jalen McCleskey 3 pass from Rudolph (Grogan kick)
3rd	OSU - Rudolph 2 rush (Grogan kick)
4th	WVU - Howard 12 rush (Molina kick) WVU - Molina 21 FG OSU - Lacy 7 pass from Rudolph (Grogan kick) OSU - Grogan 22 FG

	WVU	OSU
First Downs	27	17
Rushes/Yards	41/209	31/85
Passing Yardage	212	273
Passes	24/39/2	26/36/0
Punts	3/136/45.3	4/179/44.8
Fumbles/Lost	1/1	0/0
Return Yardage	28	143
Penalties/Yards	6/46	3/30
Time of Possession	30:09	29:51

WVU RUSHING: McKoy 10-83, Crawford 13-80; WVU PASSING: Howard 24-39-2-212; WVU RECEIVING: Shorts 8-82, White 6-60; WVU TACKLES (TFL/QS): Arndt 7, Nwachukwu 7 (1/0), Benton 7; WVU INTERCEPTIONS: None.

OSU RUSHING: Hill 19-54; OSU PASSING: Rudolph 26-36-0-273; OSU RECEIVING: McCleskey 11-66, Washington 6-117; OSU TACKLES (TFL/QS): Whitener 13 (1/1), Flowers 9; OSU INTERCEPTIONS: Richards, Henry.

Attendance - 59,584



Jarrod HARPER

Shelton GIBSON

GAME NO. 8: NO. 14/15 WEST VIRGINIA 48, KANSAS 21

MORGANTOWN, W.Va. (Nov. 5, 2016) - West Virginia brought in the month of November with its seventh win of the season, dominating Kansas, 48-21, in front of 56,343 on a chilly night in Morgantown.

Trying to bounce back from a loss at Oklahoma State the week before, the Mountaineers took care of business and built up a 31-0 halftime lead to let everyone know that there were no lingering effects from the week before.

The Mountaineer defense held the Jayhawks to just 53 rushing yards in the first half and 135 yards total in tossing a first-half shutout.

WVU quarterback Skyler Howard was responsible for five touchdowns (2 rushing, 3 passing) and totaled 324 all-purpose yards.

Despite missing injured starter Rushel Shell III at tailback, Justin Crawford and Kennedy McKoy filled in admirably as both went over 100 yards to lead the rushing attack. The ground game complemented the passing attack as two WVU receivers went over the 100-yard receiving mark, giving the Mountaineers four players with more than 100 yards at their respective positions.

It didn't take West Virginia long to get on the scoreboard, as the Mountaineers took the game's opening possession 57 yards and collected a 35-yard field goal from Mike Molina.

Before the quarter ended, Howard engineered a 77-yard drive that ended with his 22-yard touchdown run for a 10-0 advantage. A 44-yard run by McKoy was the big play in the drive.

Three more touchdowns in the second quarter enabled West Virginia to build up a 31-point cushion. Howard called his own number again with 8:27 left in the half, rushing in from 33 yards out. His run accounted for 33 of the 52 yards in the drive.

West Virginia marched again on its next possession, going 72 yards in seven plays, scoring on Howard's seven-yard touchdown strike to Daikiel Shorts Jr. Like McKoy on a previous scoring drive, Crawford turned in the big play with a 37-yard rush on third-and-two to keep the drive alive.

West Virginia's final scoring drive of the first half started with just 1:32 left on the clock, but the Mountaineers made the most of what little time was left before halftime.

Howard completed a 21-yard pass to Shorts and a 17-yard pass to receiver Ka'Raun White to set up a 19-yard scoring toss to receiver Shelton Gibson for the 31-0 advantage.

Kansas got its first points of the game early in the third by taking advantage of a West Virginia fumble deep in its own territory. Ke'aun Kinners rushed in from two yards away and accounted for all 29 yards in the drive, putting the score at 31-7.

The Mountaineers rebounded from the fumble on the earlier possession and drove 65 yards in four plays to take a 38-7 lead on Crawford's 27-yard touchdown run. Crawford also had a 25-yard run to get the drive started before ending it with his first score of the night.

Later in the third quarter, the Mountaineers padded their lead, when Howard connected with Gibson for another scoring toss. The 32-yard pass play ended a 67-yard drive and gave West Virginia

a 45-7 lead with 5:35 left in the third quarter.

Kansas closed the scoring in the third, when backup quarterback Carter Stanley hit Martin Taylor for a 45-yard pass play, putting the score at 45-14 heading into the fourth.

After a missed WVU field goal, Kansas scored its final points, when Stanley hooked up with Steven Sims for an 11-yard touchdown reception.

Making amends for the earlier miss, Molina ended the scoring with 9:53 left, when he converted on a career-long 39-yard field goal, which was set up by a 51-yard kickoff return by Gibson.

Howard's night ended at 260 passing yards, with 104 going to Shorts on seven catches and 102 going to Gibson on four catches. Crawford finished with 129 rushing yards on 13 carries, while McKoy totaled 127 on 18 attempts. The Mountaineer defense was led by Jarrod Harper with seven solo tackles and Rasul Douglas with two interceptions.

Jayhawk quarterback Montell Cozart finished with 124 yards passing, while Stanley added 127 passing yards coming off the bench. Kinner led the Jayhawk rushers with 65 yards, while Sims topped all receivers with 124 yards on nine catches. Leading the Kansas defense was Tevin Shaw, Fish Smithson and Dorance Armstrong with seven tackles each.

Final numbers showed West Virginia with an impressive 341 yards rushing and 264 passing for 605 yards of offense. Kansas ended the night with 150 yards on the ground and 291 through the air for 441 yards.

With the win, West Virginia upped its record to 7-1 overall and 4-1 in the Big 12. The Mountaineers have now won three straight in the series with Kansas.

SCORING AND STATISTICAL SUMMARY

	1	2	3	4	Total
Kansas.....	0	0	14	7	21
West Virginia	10	21	14	3	48

1st	WVU - Mike Molina 35 FG WVU - Skyler Howard 22 rush (Molina kick)	
2nd	WVU - Howard 33 rush (Molina kick) WVU - Daikiel Shorts 7 pass from Howard (Molina kick) WVU - Shelton Gibson 19 pass from Howard (Molina kick)	
3rd	KU - Ke'aun Kinner 2 rush (Matthew Wyman kick) WVU - Justin Crawford 27 rush (Molina kick) WVU - Gibson 32 pass from Howard (Molina kick)	
4th	KU - Martin Taylor 45 pass from Carter Stanley (Wyman kick) KU - Steven Sims 11 pass from Stanley (Wyman kick) WVU - Molina 39 FG	

	KU	WVU
First Downs	18	28
Rushes/Yards	37/150	47/341
Passing Yardage	291	264
Passes	21/36/2	17/28/0
Punts	6/250/41.7	3/128/42.7
Fumbles/Lost	1/0	2/1
Return Yardage	102	83
Penalties/Yards	9/10	6/59
Time of Possession	29:27	30:33

WVU RUSHING: Crawford 13-129, McKoy 18-127; WVU PASSING: Howard 16-27-0-260; WVU RECEIVING: Shorts 7-104, Gibson 4-102; WVU TACKLES (TFL/QS): Harper 7, Benton 5, Arndt 5; WVU INTERCEPTIONS: Douglas (2).

KU RUSHING: Kinner 14-65, Taylor 14-43; KU PASSING: Cozart 11-24-1-124, Stanley 9-11-1-127; KU RECEIVING: Sims 9-124, Barbel 5-60; KU TACKLES (TFL/QS): Shaw 7 (2/0), Smithson 7, Armstrong 7 (2/0); KU INTERCEPTIONS: None.

Attendance - 56,343

The Automated ScoreBook
West Virginia Game Results (as of Nov 12, 2016)
All games

Date	Opponent	Score	Overall Record	Conference Record	Time	Attend
Sep 3, 2016	MISSOURI	W 26-11	1- 0- 0	0- 0- 0	3:27	60125
Sep 10, 2016	YOUNGSTOWN STATE	W 38-21	2- 0- 0	0- 0- 0	3:38	56261
Sep 24, 2016	vs BYU	W 35-32	3- 0- 0	0- 0- 0	3:23	38207
* Oct. 1, 2016	KANSAS STATE	W 17-16	4- 0- 0	1- 0- 0	3:25	61701
* Oct 15, 2016	at Texas Tech	W 48-17	5- 0- 0	2- 0- 0	3:37	54111
* Oct 22, 2016	TCU	W 34-10	6- 0- 0	3- 0- 0	3:23	61780
* Oct 29, 2016	at Oklahoma State	20-37 L	6- 1- 0	3- 1- 0	3:22	59584
* Nov 5, 2016	KANSAS	W 48-21	7- 1- 0	4- 1- 0	3:37	56343
* Nov 12, 2016	at Texas	W 24-20	8- 1- 0	5- 1- 0	3:45	98673

* indicates conference game

Opponent	Score	-----FIRST DOWNS-----				---RUSHING---		-----PASSING-----			--TOTAL OFFENSE--		Return	Turn-
		Total	Rush	Pass	Pen	Number-Yards		Comp-Att-Int	Yards	Plays-Yards	Yards	Overs		
MISSOURI.....	26-11	24/26	9/13	13/11	2/2	48-241 / 47-180		23-37- 2 / 24-53- 0	253/282	85-494 / 100-462	71/57	3/1		
YOUNGSTOWN STATE....	38-21	30/21	11/10	16/10	3/1	46-235 / 41-185		20-33- 1 / 15-32- 1	389/220	79-624 / 73-405	68/130	1/1		
BYU.....	35-32	26/27	7/12	17/14	2/1	35-149 / 40-280		31-40- 1 / 23-36- 3	332/241	75-481 / 76-521	175/157	2/4		
KANSAS STATE.....	17-16	21/17	6/7	15/8	0/2	35-124 / 42-120		24-41- 1 / 10-30- 1	298/166	76-422 / 72-286	52/101	2/1		
Texas Tech.....	48-17	28/21	15/6	12/12	1/3	46-332 / 27-34		21-31- 0 / 32-50- 1	318/345	77-650 / 77-379	29/92	0/1		
TCU.....	34-10	25/18	11/11	12/6	2/1	48-158 / 29-152		16-23- 0 / 18-31- 1	231/148	71-389 / 60-300	99/113	0/3		
Oklahoma State.....	20-37	27/17	12/2	14/13	1/2	41-209 / 31-85		24-39- 2 / 26-36- 0	212/273	80-421 / 67-358	28/148	3/0		
KANSAS.....	48-21	28/18	13/6	11/10	4/2	47-341 / 37-150		17-28- 0 / 21-36- 2	264/291	75-605 / 73-441	83/102	1/2		
Texas.....	24-20	22/32	7/16	15/15	0/1	38-114 / 50-218		21-35- 3 / 31-50- 1	269/318	73-383 / 100-536	25/66	4/3		
Totals.....	290-185	231/197	91/83	125/99	15/15	384-1903/344-1404		197-307-10/200-354-10	2566/2284	691-4469/ 698-3688	630/966	16/16		

Note: Game totals are displayed in the format TEAM/OPPONENT for each category

The Automated ScoreBook
West Virginia Overall Team Statistics (as of Nov 12, 2016)
All games

Team Statistics	WVU	OPP
SCORING	290	185
Points Per Game	32.2	20.6
Points Off Turnovers	31	41
FIRST DOWNS	231	197
Rushing	91	83
Passing	125	99
Penalty	15	15
RUSHING YARDAGE	1903	1404
Yards gained rushing	2104	1583
Yards lost rushing	201	179
Rushing Attempts	384	344
Average Per Rush	5.0	4.1
Average Per Game	211.4	156.0
TDs Rushing	17	8
PASSING YARDAGE	2566	2284
Comp-Att-Int	197-307-10	200-354-10
Average Per Pass	8.4	6.5
Average Per Catch	13.0	11.4
Average Per Game	285.1	253.8
TDs Passing	17	13
TOTAL OFFENSE	4469	3688
Total Plays	691	698
Average Per Play	6.5	5.3
Average Per Game	496.6	409.8
KICK RETURNS: #-Yards	21-488	34-789
PUNT RETURNS: #-Yards	20-33	10-67
INT RETURNS: #-Yards	10-109	10-105
KICK RETURN AVERAGE	23.2	23.2
PUNT RETURN AVERAGE	1.6	6.7
INT RETURN AVERAGE	10.9	10.5
FUMBLES-LOST	7-6	12-6
PENALTIES-Yards	53-492	62-545
Average Per Game	54.7	60.6
PUNTS-Yards	33-1455	47-1936
Average Per Punt	44.1	41.2
Net punt average	39.6	39.2
KICKOFFS-Yards	59-3524	41-2559
Average Per Kick	59.7	62.4
Net kick average	37.5	39.5
TIME OF POSSESSION/Game	29:48	30:12
3RD-DOWN Conversions	62/129	64/150
3rd-Down Pct	48%	43%
4TH-DOWN Conversions	4/7	5/14
4th-Down Pct	57%	36%
SACKS BY-Yards	17-128	16-123
MISC YARDS	1	0
TOUCHDOWNS SCORED	35	21
FIELD GOALS-ATTEMPTS	15-21	13-18
ON-SIDE KICKS	0-0	1-1
RED-ZONE SCORES	(36-43) 84%	(30-37) 81%
RED-ZONE TOUCHDOWNS	(23-43) 53%	(17-37) 46%
PAT-ATTEMPTS	(35-35) 100%	(18-18) 100%
ATTENDANCE	296210	210062
Games/Avg Per Game	5/59242	3/70021
Neutral Site Games		1/38207

Score by Quarters	1st	2nd	3rd	4th	OT	Total
West Virginia	71	80	71	68	0	290
Opponents	33	60	40	52	0	185

The Automated ScoreBook
West Virginia Overall Individual Statistics (as of Nov 12, 2016)
All games

<u>Rushing</u>	<u>gp</u>	<u>att</u>	<u>gain</u>	<u>loss</u>	<u>net</u>	<u>avg</u>	<u>td</u>	<u>lg</u>	<u>avg/g</u>
Crawford, Justin	9	98	613	14	599	6.1	4	37	66.6
Shell III, Rushel	8	104	517	12	505	4.9	5	23	63.1
McKoy, Kennedy	9	68	468	9	459	6.8	2	44	51.0
Howard, Skyler	9	88	406	132	274	3.1	6	33	30.4
Wellman, Elijah	9	11	34	3	31	2.8	0	11	3.4
Gibson, Shelton	9	1	25	0	25	25.0	0	25	2.8
Durante, Jovon	9	3	24	9	15	5.0	0	20	1.7
Crest Jr., William	6	4	17	7	10	2.5	0	9	1.7
Orlosky, Tyler	9	1	0	2	-2	-2.0	0	0	-0.2
TEAM	4	6	0	13	-13	-2.2	0	0	-3.2
Total	9	384	2104	201	1903	5.0	17	44	211.4
Opponents	9	344	1583	179	1404	4.1	8	56	156.0

<u>Punt Returns</u>	<u>no.</u>	<u>yds</u>	<u>avg</u>	<u>td</u>	<u>lg</u>
Jennings, Gary	20	33	1.6	0	18
Total	20	33	1.6	0	18
Opponents	10	67	6.7	0	19

<u>Interceptions</u>	<u>no.</u>	<u>yds</u>	<u>avg</u>	<u>td</u>	<u>lg</u>
Douglas, Rasul	6	94	15.7	1	54
Fleming, Maurice	1	2	2.0	0	2
Walters, Sean	1	0	0.0	0	0
Tyler, Jeremy	1	0	0.0	0	0
Benton, Al-Rasheed	1	13	13.0	0	13
Total	10	109	10.9	1	54
Opponents	10	105	10.5	0	59

<u>Passing</u>	<u>gp</u>	<u>effic</u>	<u>comp-att-int</u>	<u>pct</u>	<u>yds</u>	<u>td</u>	<u>lg</u>	<u>avg/g</u>
Howard, Skyler	9	147.80	196-304-9	64.5	2562	17	57	284.7
Chugunov, Chris	2	-22.13	1-3-1	33.3	4	0	4	2.0
Total	9	146.14	197-307-10	64.2	2566	17	57	285.1
Opponents	9	117.16	200-354-10	56.5	2284	13	74	253.8

<u>Kick Returns</u>	<u>no.</u>	<u>yds</u>	<u>avg</u>	<u>td</u>	<u>lg</u>
Gibson, Shelton	20	467	23.4	0	51
Jennings, Gary	1	21	21.0	0	21
Total	21	488	23.2	0	51
Opponents	34	789	23.2	0	58

<u>Receiving</u>	<u>gp</u>	<u>no.</u>	<u>yds</u>	<u>avg</u>	<u>td</u>	<u>lg</u>	<u>avg/g</u>
Shorts Jr., Daikiel	9	51	753	14.8	4	53	83.7
White, Ka'Raun	9	42	488	11.6	3	53	54.2
Gibson, Shelton	9	35	701	20.0	6	57	77.9
Durante, Jovon	9	28	272	9.7	1	51	30.2
Shell III, Rushel	8	11	94	8.5	0	28	11.8
Crawford, Justin	9	11	58	5.3	1	17	6.4
McKoy, Kennedy	9	7	53	7.6	1	21	5.9
Jennings, Gary	9	6	91	15.2	1	47	10.1
Mathis, Devonte	9	3	46	15.3	0	20	5.1
Wellman, Elijah	9	2	8	4.0	0	4	0.9
Simms, Marcus	7	1	2	2.0	0	2	0.3
Total	9	197	2566	13.0	17	57	285.1
Opponents	9	200	2284	11.4	13	74	253.8

<u>Fumble Returns</u>	<u>no.</u>	<u>yds</u>	<u>avg</u>	<u>td</u>	<u>lg</u>
Total	0	0	0.0	0	0
Opponents	1	5	5.0	0	5

The Automated ScoreBook
West Virginia Overall Individual Statistics (as of Nov 12, 2016)
All games

Scoring	td	fg	PAT				dpx	saf	pts
			kick	rush	rcv	pass			
Molina, Mike	-	14-19	35-35	-	-	-	-	-	77
Gibson, Shelton	6	-	-	-	-	-	-	-	36
Howard, Skyler	6	-	-	-	-	-	-	-	36
Crawford, Justin	5	-	-	-	-	-	-	-	30
Shell III, Rushel	5	-	-	-	-	-	-	-	30
Shorts Jr., Daikiel	4	-	-	-	-	-	-	-	24
White, Ka'Raun	3	-	-	-	-	-	-	-	18
McKoy, Kennedy	3	-	-	-	-	-	-	-	18
Durante, Jovon	1	-	-	-	-	-	-	-	6
Jennings, Gary	1	-	-	-	-	-	-	-	6
Douglas, Rasul	1	-	-	-	-	-	-	-	6
Lambert, Josh	-	1-2	-	-	-	-	-	-	3
Total	35	15-21	35-35	-	-	-	-	-	290
Opponents	21	13-18	18-18	-	1	1-3	-	-	185

Total Offense	g	plays	rush	pass	total	avg/g
Howard, Skyler	9	392	274	2562	2836	315.1
Crawford, Justin	9	98	599	0	599	66.6
Shell III, Rushel	8	104	505	0	505	63.1
McKoy, Kennedy	9	68	459	0	459	51.0
Wellman, Elijah	9	11	31	0	31	3.4
Gibson, Shelton	9	1	25	0	25	2.8
Durante, Jovon	9	3	15	0	15	1.7
Crest Jr., William	6	4	10	0	10	1.7
Chugunov, Chris	2	3	0	4	4	2.0
Orlosky, Tyler	9	1	-2	0	-2	-0.2
TEAM	4	6	-13	0	-13	-3.2
Total	9	691	1903	2566	4469	496.6
Opponents	9	698	1404	2284	3688	409.8

Field Goals	fg	pct.	01-19	20-29	30-39	40-49	50-99	lg	blk
Molina, Mike	14-19	73.7	1-1	5-6	7-9	1-3	0-0	44	0
Lambert, Josh	1-2	50.0	0-0	0-0	1-2	0-0	0-0	37	0

Punting	no.	yds	avg	lg	tb	fc	i20	50+	blk
Kinney, Billy	33	1455	44.1	55	4	10	10	5	0
Total	33	1455	44.1	55	4	10	10	5	0
Opponents	47	1936	41.2	59	3	2	16	10	0

FG Sequence	West Virginia	Opponents
Missouri	(19),(26),(21),(33)	(24),24,42
Youngstown State	30,(32)	-
BYU	-	(22),(25)
Kansas State	30,(37)	(37),(31),(22),43
Texas Tech	43,(34),(22)	(42)
TCU	47,(38),(26)	(30)
Oklahoma State	(36),39,(21)	(32),(25),38,(22)
Kansas	(35),27,(39)	-
Texas	(44)	(27),(19),37

Kickoffs	no.	yds	avg	tb	ob	retn	net	ydln
Molina, Mike	58	3482	60.0	21	3			
Lambert, Josh	1	42	42.0	0	0			
Total	59	3524	59.7	21	3	23.2	37.5	27
Opponents	41	2559	62.4	18	2	23.2	39.5	25

Numbers in (parentheses) indicate field goal was made.

The Automated ScoreBook
West Virginia Overall Individual Statistics (as of Nov 12, 2016)
All games

<u>All Purpose</u>	<u>g</u>	<u>rush</u>	<u>rcv</u>	<u>pr</u>	<u>kr</u>	<u>ir</u>	<u>total</u>	<u>avg/g</u>
Gibson, Shelton	9	25	701	0	467	0	1193	132.6
Shorts Jr., Daiki	9	0	753	0	0	0	753	83.7
Crawford, Justin	9	599	58	0	0	0	657	73.0
Shell III, Rushel	8	505	94	0	0	0	599	74.9
McKoy, Kenned	9	459	53	0	0	0	512	56.9
White, Ka'Raun	9	0	488	0	0	0	488	54.2
Durante, Jovon	9	15	272	0	0	0	287	31.9
Howard, Skyler	9	274	0	0	0	0	274	30.4
Jennings, Gary	9	0	91	33	21	0	145	16.1
Douglas, Rasul	9	0	0	0	0	94	94	10.4
Mathis, Devonte	9	0	46	0	0	0	46	5.1
Wellman, Elijah	9	31	8	0	0	0	39	4.3
Benton, Al-Rash	9	0	0	0	0	13	13	1.4
Crest Jr., Willia	6	10	0	0	0	0	10	1.7
Simms, Marcus	7	0	2	0	0	0	2	0.3
Fleming, Mauric	9	0	0	0	0	2	2	0.2
Orlosky, Tyler	9	-2	0	0	0	0	-2	-0.2
TEAM	4	-13	0	0	0	0	-13	-3.2
Total	9	1903	2566	33	488	109	5099	566.6
Opponents	9	1404	2284	67	789	105	4649	516.6

The Automated ScoreBook
West Virginia Overall Defensive Statistics (as of Nov 12, 2016)
All games

##	Defensive Leaders	gp	Tackles			tfl/yds	Sacks no-yds	Pass defense			Fumbles		blkd	
			ua	a	tot			int-yds	brup	qbh	rcv-yds	ff	kick	saf
30	Arndt, Justin	9	39	19	58	5.0-32	3.0-28	.	1
13	Douglas, Rasul	9	36	14	50	3.0-13	1.0-11	6-94	6
22	Harper, Jarrod	9	39	10	49	1.0-1	.	.	1
3D	Benton, Al-Rasheed	9	29	17	46	.	.	1-13	.	2	1-0	.	.	.
8D	White, Kyzir	9	36	7	43	5.0-22	3.0-19	.	2	1	1-0	1	.	.
49	Howard, Darrien	9	25	14	39	4.0-27	2.0-25	.	.	1	.	1	.	.
2D	Tyler, Jeremy	9	31	7	38	1.0-3	.	1-0	6	.	.	1	.	.
24	Fleming, Maurice	9	32	3	35	1.0-1	.	1-2	6	.	.	1	.	.
1E	Long, David	9	24	10	34	3.5-16	2.0-9	.	.	2
97	Nwachukwu, Noble	8	24	3	27	6.0-24	3.0-17	.	1	1
95	Brown, Christian	9	15	9	24	3.0-9	1.0-5	.	2	.	1-0	.	.	.
88	Shuler II, Adam	9	11	12	23	1	.	.
1D	Crawford, Antonio	6	19	1	20	2.0-6	.	.	5
19	Battle, Elijah	7	14	1	15	0.5-1	.	.	1
27	Walters, Sean	9	11	2	13	2.0-12	1.0-9	1-0	.	1
1B	Avery, Toyous	7	12	.	12	1.0-1	.	.	2
18	Gross Jr., Marvin	9	8	4	12	1.0-6	1	1	.
14	Kyeremeh, Nana	9	9	3	12	.	.	.	1	.	1-0	.	.	.
5D	Preston, Xavier	8	8	1	9	1.0-5	1.0-5	.	.	1
7D	Sharif, Khairi	8	7	.	7	1-0	.	.	.
46	Donahue, Reese	8	5	2	7
38	Commodore, Shane	9	3	3	6	1-0	1	.	.
92	Lewis, Jon	9	3	1	4
53	McKivitz, Colton	9	2	.	2
28	Wellman, Elijah	9	1	1	2
9D	Stewart, Jovanni	8	2	.	2
5	Durante, Jovon	9	2	.	2
44	Christian II, Hodari	5	2	.	2
62	Bosch, Kyle	9	1	.	1
31	Sandwich, Zach	2	1	.	1
67	Shriner, Alec	4	.	1	1
56	Lingafelter, Grant	7	1	.	1
52	Meadows, Nick	9	1	.	1
12	Jennings, Gary	9	1	.	1
2	White, Ka'Raun	9	1	.	1
4	McKoy, Kennedy	9	.	1	1
48	Molina, Mike	9	1	.	1
1	Gibson, Shelton	9	1	.	1
Total		9	457	146	603	40-179	17-128	10-109	34	9	6-0	7	1	.
Opponents		9	480	136	616	49-193	16-123	10-105	23	12	6-5	5	.	.

The Automated ScoreBook
West Virginia Individual Season/Career Statistics (as of Nov 12, 2016)
All games

SEASON

CAREER

Rushing	gp	att	gain	loss	net	avg	td	lg	avg/g	gp	att	gain	loss	net	avg	td	lg	avg/g
Crawford, Justin	9	98	613	14	599	6.1	4	37	66.6	9	98	613	14	599	6.1	4	37	66.6
Shell III, Rushel	8	104	517	12	505	4.9	5	23	63.1	33	441	2088	87	2001	4.5	20	54	60.6
McKoy, Kennedy	9	68	468	9	459	6.8	2	44	51.0	9	68	468	9	459	6.8	2	44	51.0
Howard, Skyler	9	88	406	132	274	3.1	6	33	30.4	26	267	1304	388	916	3.4	12	50	35.2
Wellman, Elijah	9	11	34	3	31	2.8	0	11	3.4	34	27	116	8	108	4.0	1	17	3.2
Gibson, Shelton	9	1	25	0	25	25.0	0	25	2.8	34	1	25	0	25	25.0	0	25	0.7
Durante, Jovon	9	3	24	9	15	5.0	0	20	1.7	21	3	24	9	15	5.0	0	20	0.7
Crest Jr., William	6	4	17	7	10	2.5	0	9	1.7	18	29	175	31	144	5.0	2	28	8.0
Orlosky, Tyler	9	1	0	2	-2	-2.0	0	0	-0.2	46	1	0	2	-2	-2.0	0	0	0.0
TEAM	4	6	0	13	-13	-2.2	0	0	-3.2									
Total	9	384	2104	201	1903	5.0	17	44	211.4									
Opponents	9	344	1583	179	1404	4.1	8	56	156.0									

Passing	gp	effic	comp-att-int	pct	yds	td	lg	avg/g	gp	effic	comp-att-int	pct	yds	td	lg	avg/g
Howard, Skyler	9	147.80	196-304-9	64.5	2562	17	57	284.7	26	140.06	473-817-23	57.9	6536	51	70	251.4
Chugunov, Chris	2	-22.13	1-3-1	33.3	4	0	4	2.0	2	-22.13	1-3-1	33.3	4	0	4	2.0
Total	9	146.14	197-307-10	64.2	2566	17	57	285.1								
Opponents	9	117.16	200-354-10	56.5	2284	13	74	253.8								

Receiving	gp	no.	yds	avg	td	lg	avg/g	gp	no.	yds	avg	td	lg	avg/g
Shorts Jr., Daikiel	9	51	753	14.8	4	53	83.7	47	165	2122	12.9	13	53	45.1
White, Ka'Rauan	9	42	488	11.6	3	53	54.2	18	57	763	13.4	3	53	42.4
Gibson, Shelton	9	35	701	20.0	6	57	77.9	34	76	1648	21.7	15	70	48.5
Durante, Jovon	9	28	272	9.7	1	51	30.2	21	52	650	12.5	6	57	31.0
Shell III, Rushel	8	11	94	8.5	0	28	11.8	33	48	335	7.0	0	28	10.2
Crawford, Justin	9	11	58	5.3	1	17	6.4	9	11	58	5.3	1	17	6.4
McKoy, Kennedy	9	7	53	7.6	1	21	5.9	9	7	53	7.6	1	21	5.9
Jennings, Gary	9	6	91	15.2	1	47	10.1	22	13	207	15.9	2	64	9.4
Mathis, Devonte	9	3	46	15.3	0	20	5.1	35	16	175	10.9	0	20	5.0
Wellman, Elijah	9	2	8	4.0	0	4	0.9	34	11	35	3.2	3	10	1.0
Simms, Marcus	7	1	2	2.0	0	2	0.3	7	1	2	2.0	0	2	0.3
Total	9	197	2566	13.0	17	57	285.1							
Opponents	9	200	2284	11.4	13	74	253.8							

Total Offense	g	plays	rush	pass	total	avg/g	g	plays	rush	pass	total	avg/g
Howard, Skyler	9	392	274	2562	2836	315.1	26	1084	916	6536	7452	286.6
Crawford, Justin	9	98	599	0	599	66.6	9	98	599	0	599	66.6
Shell III, Rushel	8	104	505	0	505	63.1	33	441	2001	0	2001	60.6
McKoy, Kennedy	9	68	459	0	459	51.0	9	68	459	0	459	51.0
Wellman, Elijah	9	11	31	0	31	3.4	34	27	108	0	108	3.2
Gibson, Shelton	9	1	25	0	25	2.8	34	1	25	0	25	0.7
Durante, Jovon	9	3	15	0	15	1.7	21	3	15	0	15	0.7
Crest Jr., William	6	4	10	0	10	1.7	18	58	144	131	275	15.3
Chugunov, Chris	2	3	0	4	4	2.0	2	3	0	4	4	2.0
Orlosky, Tyler	9	1	-2	0	-2	-0.2	46	1	-2	0	-2	0.0
TEAM	4	6	-13	0	-13	-3.2						
Total	9	691	1903	2566	4469	496.6						
Opponents	9	698	1404	2284	3688	409.8						

The Automated ScoreBook
West Virginia Team Game-by-Game (as of Nov 12, 2016)
All games

TEAM STATISTICS

Date	Opponent	Rushing				Receiving				Passing				Kick Returns				Punt Returns				tot off		
		no.	yds	td	lg	no.	yds	td	lg	cmp	att	int	yds	td	lg	no.	yds	td	lg	no.	yds		td	lg
Sep 3	MISSOURI	48	241	2	29	23	253	0	29	23	37	2	253	0	29	2	64	0	34	4	7	0	8	494
Sep 10	YOUNGSTOWN STATE	46	235	0	22	20	389	5	57	20	33	1	389	5	57	2	38	0	21	2	17	0	18	624
Sep 24	vs BYU	35	149	3	21	31	332	1	51	31	40	1	332	1	51	6	119	0	36	0	0	0	0	481
Oct. 1	KANSAS STATE	35	124	1	21	24	298	1	52	24	41	1	298	1	52	3	56	0	19	3	-4	0	4	422
Oct 15	at Texas Tech	46	332	5	38	21	318	1	53	21	31	0	318	1	53	1	25	0	25	2	4	0	3	650
Oct 22	TCU	48	158	0	26	16	231	4	36	16	23	0	231	4	36	2	53	0	31	2	9	0	9	389
Oct 29	at Oklahoma State	41	209	1	20	24	212	1	20	24	39	2	212	1	20	1	27	0	27	2	1	0	2	421
Nov 5	KANSAS	47	341	3	44	17	264	3	40	17	28	0	264	3	40	2	81	0	51	2	2	0	8	605
Nov 12	at Texas	38	114	2	13	21	269	1	36	21	35	3	269	1	36	2	25	0	20	3	-3	0	1	383
Opponents		384	1903	17	44	197	2566	17	57	197	307	10	2566	17	57	21	488	0	51	20	33	0	18	4469
Opponents		344	1404	8	56	200	2284	13	74	200	354	10	2284	13	74	34	789	0	58	10	67	0	19	3688

Games: 9 • Avg/rush: 5.0 • Avg/catch: 13.0 • Pass effic: 146.14 • KR avg: 23.2 • PR avg: 1.6 • All purpose avg/game: 566.6 • Total offense avg/gm: 496.6

Date	Opponent	Tackles				Sacks	Fumble		Pass Defense			blkd	PAT Attempts			off			
		ua	a	total	tfl-yds		no-yds	ff	fr-yds	int-yds	qbh		brup	kick	kick	rush	rcv	saf	t/o
Sep 3	MISSOURI	65	10	75	3.0-13	1.0-9	1	1-0	0-0	0	0	6	0	2-2	0	0	0	3	26
Sep 10	YOUNGSTOWN STATE	52	10	62	4.0-8	0.0-0	0	0-0	1-13	1	6	0	5-5	0	0	0	0	38	
Sep 24	vs BYU	38	42	80	2.0-7	1.0-6	2	1-0	3-56	1	4	0	5-5	0	0	0	14	35	
Oct. 1	KANSAS STATE	45	16	61	8.0-37	3.0-22	0	0-0	1-0	1	2	0	2-2	0	0	0	0	17	
Oct 15	at Texas Tech	48	12	60	8.0-60	4.0-47	1	0-0	1-0	2	3	0	6-6	0	0	0	7	48	
Oct 22	TCU	42	10	52	5.0-21	3.0-17	2	2-0	1-37	0	5	0	4-4	0	0	0	7	34	
Oct 29	at Oklahoma State	49	14	63	4.0-9	1.0-5	0	0-0	0-0	0	1	0	2-2	0	0	0	0	20	
Nov 5	KANSAS	53	10	63	1.0-1	0.0-0	0	0-0	2-0	1	1	0	6-6	0	0	0	0	48	
Nov 12	at Texas	65	22	87	5.0-23	4.0-22	1	2-0	1-3	3	6	1	3-3	0	0	0	0	24	
Opponents		457	146	603	40.0-179	17.0-128	7	6-0	10-109	9	34	1	35-35	0	0	0	31	290	
Opponents		480	136	616	49.0-193	16.0-123	5	6-5	10-105	12	23	0	18-18	0	1	0	41	185	

Date	Opponent	Punting							Field Goals			Kickoffs						
		no.	yds	avg	long	blkd	tb	fc	50+	i20	md-att	long	blkd	no.	yds	avg	tb	ob
Sep 3	MISSOURI	5	227	45.4	53	0	2	1	1	1	4-4	33	0	7	435	62.1	4	0
Sep 10	YOUNGSTOWN STATE	4	197	49.2	55	0	1	0	2	1	1-2	32	0	7	441	63.0	3	0
Sep 24	vs BYU	3	123	41.0	46	0	0	1	0	1	0-0	0	0	6	320	53.3	0	1
Oct. 1	KANSAS STATE	4	160	40.0	46	0	0	1	0	2	1-2	37	0	4	210	52.5	0	0
Oct 15	at Texas Tech	1	45	45.0	45	0	0	0	0	0	2-3	34	0	9	521	57.9	5	1
Oct 22	TCU	5	216	43.2	47	0	0	1	0	2	2-3	38	0	7	422	60.3	2	0
Oct 29	at Oklahoma State	3	136	45.3	49	0	1	1	0	0	2-3	36	0	5	313	62.6	2	1
Nov 5	KANSAS	3	128	42.7	47	0	0	3	0	1	2-3	39	0	9	537	59.7	3	0
Nov 12	at Texas	5	223	44.6	50	0	0	2	2	2	1-1	44	0	5	325	65.0	2	0
Opponents		33	1455	44.1	55	0	4	10	5	10	15-21	44	0	59	3524	59.7	21	3
Opponents		47	1936	41.2	59	0	3	2	10	16	13-18	42	1	41	2559	62.4	18	2

The Automated ScoreBook
West Virginia Opponent Game-by-Game (as of Nov 12, 2016)
All games

OPPONENT STATISTICS

Date	Opponent	Rushing				Receiving				Passing				Kick Returns				Punt Returns				tot off		
		no.	yds	td	lg	no.	yds	td	lg	cmp	att	int	yds	td	lg	no.	yds	td	lg	no.	yds		td	lg
Sep 3	MISSOURI	47	180	0	21	24	282	1	42	24	53	0	282	1	42	3	59	0	23	1	2	0	2	462
Sep 10	YOUNGSTOWN STATE	41	185	2	16	15	220	1	74	15	32	1	220	1	74	4	107	0	39	2	21	0	19	405
Sep 24	vs BYU	40	280	2	56	23	241	2	29	23	36	3	241	2	29	5	121	0	50	1	16	0	16	521
Oct. 1	KANSAS STATE	42	120	1	20	10	166	0	37	10	30	1	166	0	37	3	101	0	58	1	0	0	0	286
Oct 15	at Texas Tech	27	34	0	10	32	345	2	44	32	50	1	345	2	44	3	73	0	46	1	19	0	19	379
Oct 22	TCU	29	152	0	18	18	148	1	27	18	31	1	148	1	27	5	111	0	30	2	2	0	1	300
Oct 29	at Oklahoma State	31	85	1	8	26	273	3	33	26	36	0	273	3	33	2	51	0	30	1	7	0	7	358
Nov 5	KANSAS	37	150	1	24	21	291	2	45	21	36	2	291	2	45	6	102	0	24	0	0	0	0	441
Nov 12	at Texas	50	218	1	32	31	318	1	32	31	50	1	318	1	32	3	64	0	24	1	0	0	0	536
West Virginia		344	1404	8	56	200	2284	13	74	200	354	10	2284	13	74	34	789	0	58	10	67	0	19	3688
West Virginia		384	1903	17	44	197	2566	17	57	197	307	10	2566	17	57	21	488	0	51	20	33	0	18	4469

Games: 9 • Avg/rush: 4.1 • Avg/catch: 11.4 • Pass effic: 117.16 • KR avg: 23.2 • PR avg: 6.7 • All purpose avg/game: 516.6 • Total offense avg/gm: 409.8

Date	Opponent	Tackles				Sacks no-yds	Fumble		Pass Defense			blkd kick	PAT Attempts			off			
		ua	a	total	tfl-yds		ff	fr-yds	int-yds	qbh	brup		kick	rush	rcv	saf	t/o	pts	
Sep 3	MISSOURI	69	6	75	6.0-15	0.0-0	0	1-0	2--4	0	1	0	0-0	0	1	0	0	0	11
Sep 10	YOUNGSTOWN STATE	61	8	69	1.0-1	0.0-0	0	0-0	1-2	3	4	0	3-3	0	0	0	0	21	
Sep 24	vs BYU	44	36	80	4.0-5	1.0-1	0	1-0	1-20	0	2	0	2-2	0	0	0	3	32	
Oct. 1	KANSAS STATE	54	8	62	5.0-17	3.0-14	1	1-0	1-0	5	3	0	1-1	0	0	0	7	16	
Oct 15	at Texas Tech	49	12	61	1.0-1	0.0-0	0	0-0	0-0	1	3	0	2-2	0	0	0	0	17	
Oct 22	TCU	58	10	68	10.0-58	5.0-51	0	0-0	0-0	1	2	0	1-1	0	0	0	0	10	
Oct 29	at Oklahoma State	46	28	74	5.0-39	4.0-38	1	1-5	2-85	1	4	0	4-4	0	0	0	17	37	
Nov 5	KANSAS	50	14	64	8.0-28	1.0-8	2	1-0	0-0	0	2	0	3-3	0	0	0	7	21	
Nov 12	at Texas	49	14	63	9.0-29	2.0-11	1	1-0	3-2	1	2	0	2-2	0	0	0	7	20	
West Virginia		480	136	616	49.0-193	16.0-123	5	6-5	10-105	12	23	0	18-18	0	1	0	41	185	
West Virginia		457	146	603	40.0-179	17.0-128	7	6-0	10-109	9	34	1	35-35	0	0	0	31	290	

Date	Opponent	Punting							Field Goals			Kickoffs						
		no.	yds	avg	long	blkd	tb	fc	50+	i20	md-att	long	blkd	no.	yds	avg	tb	ob
Sep 3	MISSOURI	8	314	39.2	50	0	0	0	1	3	1-3	24	0	2	122	61.0	0	0
Sep 10	YOUNGSTOWN STATE	8	356	44.5	59	0	3	0	3	3	0-0	0	0	4	257	64.2	2	0
Sep 24	vs BYU	2	70	35.0	42	0	0	0	0	1	2-2	25	0	6	376	62.7	0	0
Oct. 1	KANSAS STATE	5	207	41.4	50	0	0	1	1	0	3-4	37	0	5	289	57.8	1	1
Oct 15	at Texas Tech	4	146	36.5	57	0	0	0	1	2	1-1	42	0	4	260	65.0	3	0
Oct 22	TCU	6	239	39.8	49	0	0	1	0	2	1-1	30	0	3	190	63.3	1	0
Oct 29	at Oklahoma State	4	179	44.8	59	0	0	0	2	3	3-4	32	0	8	520	65.0	7	0
Nov 5	KANSAS	6	250	41.7	51	0	0	0	1	1	0-0	0	0	4	246	61.5	1	1
Nov 12	at Texas	4	175	43.8	51	0	0	0	1	1	2-3	27	1	5	299	59.8	3	0
West Virginia		47	1936	41.2	59	0	3	2	10	16	13-18	42	1	41	2559	62.4	18	2
West Virginia		33	1455	44.1	55	0	4	10	5	10	15-21	44	0	59	3524	59.7	21	3

The Automated ScoreBook
West Virginia Red-Zone Results (as of Nov 12, 2016)
All games

West Virginia Inside Opponent Red-Zone

Date	Opponent	Score	Times In RZ	Times Scored	Total Pts	Rush TDs	Pass TDs	FGs Made	Failed to score inside RZ						
									FGA	Down	Int	Fumb	Half	Game	
Sep 3, 2016	MISSOURI	W 26-11	5	5	19	1	1	0	4	0	0	0	0	0	0
Sep 10, 2016	YOUNGSTOWN STATE	W 38-21	3	2	10	1	0	1	1	1	0	0	0	0	0
Sep 24, 2016	vs BYU	W 35-32	5	4	28	4	3	1	0	0	0	0	1	0	0
Oct. 1, 2016	KANSAS STATE	W 17-16	5	3	17	2	1	1	1	1	0	0	1	0	0
Oct 15, 2016	at Texas Tech	W 48-17	8	8	48	6	5	1	2	0	0	0	0	0	0
Oct 22, 2016	TCU	W 34-10	5	5	27	3	0	3	2	0	0	0	0	0	0
Oct 29, 2016	at Oklahoma State	L 20-37	4	4	20	2	1	1	2	0	0	0	0	0	0
Nov 5, 2016	KANSAS	W 48-21	5	3	17	2	0	2	1	1	1	0	0	0	0
Nov 12, 2016	at Texas	W 24-20	3	2	14	2	2	0	0	0	0	0	1	0	0
Totals			43	36	200	23	13	10	13	3	1	0	3	0	0
36 of 43 (83.7%)															

Opponents Inside West Virginia Red-Zone

Date	Opponent	Score	Times In RZ	Times Scored	Total Pts	Rush TDs	Pass TDs	FGs Made	Failed to score inside RZ						
									FGA	Down	Int	Fumb	Half	Game	
Sep 3, 2016	MISSOURI	W 26-11	5	2	11	1	0	1	1	2	1	0	0	0	0
Sep 10, 2016	YOUNGSTOWN STATE	W 38-21	2	2	14	2	2	0	0	0	0	0	0	0	0
Sep 24, 2016	vs BYU	W 35-32	5	5	25	3	2	1	2	0	0	0	0	0	0
Oct. 1, 2016	KANSAS STATE	W 17-16	4	4	16	1	1	0	3	0	0	0	0	0	0
Oct 15, 2016	at Texas Tech	W 48-17	3	2	10	1	0	1	1	0	0	1	0	0	0
Oct 22, 2016	TCU	W 34-10	2	2	10	1	0	1	1	0	0	0	0	0	0
Oct 29, 2016	at Oklahoma State	L 20-37	7	7	37	4	1	3	3	0	0	0	0	0	0
Nov 5, 2016	KANSAS	W 48-21	3	2	14	2	1	1	0	0	0	1	0	0	0
Nov 12, 2016	at Texas	W 24-20	6	4	20	2	1	1	2	1	0	0	1	0	0
Totals			37	30	157	17	8	9	13	3	1	2	1	0	0
30 of 37 (81.1%)															

The Automated ScoreBook
West Virginia By-Quarter Statistics (as of Nov 12, 2016)
All games

3rd-Down Conversions

Date	Opponent	Score	Overall	1st Qtr	2nd Qtr	3rd Qtr	4th Qtr	Overtime
Sep 3, 2016	MISSOURI	W 26-11	6-16 37.5	2-4 50.0	1-5 20.0	3-5 60.0	0-2 0.0	
Sep 10, 2016	YOUNGSTOWN STATE	W 38-21	10-15 66.7	2-3 66.7	3-5 60.0	5-6 83.3	0-1 0.0	
Sep 24, 2016	vs BYU	W 35-32	6-12 50.0	2-3 66.7	1-2 50.0	1-2 50.0	2-5 40.0	
Oct. 1, 2016	KANSAS STATE	W 17-16	4-14 28.6	1-3 33.3	0-3 0.0	1-4 25.0	2-4 50.0	
Oct 15, 2016	at Texas Tech	W 48-17	7-13 53.8	2-5 40.0	3-4 75.0	1-2 50.0	1-2 50.0	
Oct 22, 2016	TCU	W 34-10	8-15 53.3	1-3 33.3	1-2 50.0	5-7 71.4	1-3 33.3	
Oct 29, 2016	at Oklahoma State	L 20-37	8-16 50.0	1-3 33.3	3-5 60.0	3-5 60.0	1-3 33.3	
Nov 5, 2016	KANSAS	W 48-21	5-13 38.5	1-4 25.0	2-3 66.7	2-2 100.0	0-4 0.0	
Nov 12, 2016	at Texas	W 24-20	8-15 53.3	3-4 75.0	1-3 33.3	3-4 75.0	1-4 25.0	
	West Virginia		62-129 48.1	15-32 46.9	15-32 46.9	24-37 64.9	8-28 28.6	0-0 0.0
	Opponents		64-150 42.7	13-35 37.1	18-42 42.9	15-34 44.1	18-39 46.2	0-0 0.0

4th-Down Conversions

Date	Opponent	Score	Overall	1st Qtr	2nd Qtr	3rd Qtr	4th Qtr	Overtime
Sep 3, 2016	MISSOURI	W 26-11	0-0 0.0	0-0 0.0	0-0 0.0	0-0 0.0	0-0 0.0	
Sep 10, 2016	YOUNGSTOWN STATE	W 38-21	0-0 0.0	0-0 0.0	0-0 0.0	0-0 0.0	0-0 0.0	
Sep 24, 2016	vs BYU	W 35-32	1-2 50.0	1-1 100.0	0-0 0.0	0-1 0.0	0-0 0.0	
Oct. 1, 2016	KANSAS STATE	W 17-16	2-3 66.7	0-1 0.0	0-0 0.0	2-2 100.0	0-0 0.0	
Oct 15, 2016	at Texas Tech	W 48-17	1-1 100.0	0-0 0.0	0-0 0.0	0-0 0.0	1-1 100.0	
Oct 22, 2016	TCU	W 34-10	0-0 0.0	0-0 0.0	0-0 0.0	0-0 0.0	0-0 0.0	
Oct 29, 2016	at Oklahoma State	L 20-37	0-0 0.0	0-0 0.0	0-0 0.0	0-0 0.0	0-0 0.0	
Nov 5, 2016	KANSAS	W 48-21	0-1 0.0	0-0 0.0	0-1 0.0	0-0 0.0	0-0 0.0	
Nov 12, 2016	at Texas	W 24-20	0-0 0.0	0-0 0.0	0-0 0.0	0-0 0.0	0-0 0.0	
	West Virginia		4-7 57.1	1-2 50.0	0-1 0.0	2-3 66.7	1-1 100.0	0-0 0.0
	Opponents		5-14 35.7	0-0 0.0	2-4 50.0	0-1 0.0	3-9 33.3	0-0 0.0

Time of Possession

Date	Opponent	Score	Overall	1st Qtr	2nd Qtr	3rd Qtr	4th Qtr	Overtime
Sep 3, 2016	MISSOURI	W 26-11	34:13	10:17	7:46	10:19	5:51	
Sep 10, 2016	YOUNGSTOWN STATE	W 38-21	28:11	5:28	7:54	7:56	6:53	
Sep 24, 2016	vs BYU	W 35-32	29:16	7:26	6:06	6:37	9:07	
Oct. 1, 2016	KANSAS STATE	W 17-16	26:18	7:22	4:59	7:32	6:25	
Oct 15, 2016	at Texas Tech	W 48-17	29:38	7:57	7:25	6:49	7:27	
Oct 22, 2016	TCU	W 34-10	33:40	4:12	7:31	13:46	8:11	
Oct 29, 2016	at Oklahoma State	L 20-37	30:09	7:43	8:09	7:16	7:01	
Nov 5, 2016	KANSAS	W 48-21	30:33	6:21	8:48	7:15	8:09	
Nov 12, 2016	at Texas	W 24-20	26:18	9:01	3:58	7:32	5:47	
	West Virginia	Total	268:16	65:47	62:36	75:02	64:51	0:00
		Avg.	29:48	7:18	6:57	8:20	7:12	0:00
	Opponents	Total	271:44	69:13	72:24	59:58	70:09	0:00
		Avg.	30:11	7:41	8:02	6:39	7:47	0:00

The Automated ScoreBook
West Virginia Games Played (as of Nov 12, 2016)
All games

##	PLAYER	GP-GS	MU	YSU	BYU	KS	TTU	TCU	OSU	KU	UT
23	Adams, Jordan	3/-	XXX	XXX	XXX	...
30	Arndt, Justin	9/9	START	START	START	START	START	START	START	START	START
1B	Avery, Toyous	7/-	XXX	XXX	XXX	XXX	XXX	XXX	XXX
19	Battle, Elijah	7/3	XXX	XXX	START	START	START	XXX	XXX
3D	Benton, A	9/9	START	START	START	START	START	START	START	START	START
62	Bosch, Kyle	9/9	START	START	START	START	START	START	START	START	START
95	Brown, C	9/9	START	START	START	START	START	START	START	START	START
55	Cajuste, Yodny	1/1	START
44	Christian, H	5/-	XXX	XXX	XXX	...	XXX	XXX	...
11	Chugunov, Chris	2/-	XXX	XXX	...
38	Commodore, S	9/-	XXX	XXX	XXX	XXX	XXX	XXX	XXX	XXX	XXX
1D	Crawford, A.	6/3	START	START	START	...	XXX	XXX	XXX
25	Crawford, J	9/2	START	XXX	XXX	XXX	XXX	XXX	XXX	START	XXX
16	Crest, William	6/-	XXX	XXX	XXX	XXX	...	XXX	XXX
40	Daniels, Mike	4/-	XXX	XXX	XXX	XXX	...
46	Donahue, Reese	8/-	XXX	XXX	XXX	...	XXX	XXX	XXX	XXX	XXX
13	Douglas, Rasul	9/8	XXX	START	START	START	START	START	START	START	START
89	Dowdy, Rob	8/-	XXX	XXX	XXX	XXX	XXX	XXX	XXX	XXX	...
5	Durante, Jovon	9/6	XXX	START	START	START	START	XXX	START	XXX	START
47	Ferns, Michael	9/-	XXX	XXX	XXX	XXX	XXX	XXX	XXX	XXX	XXX
24	Fleming, M	9/4	START	XXX	XXX	START	XXX	XXX	XXX	START	START
1	Gibson, Shelton	9/9	START	START	START	START	START	START	START	START	START
18	Gross, Marvin	9/-	XXX	XXX	XXX	XXX	XXX	XXX	XXX	XXX	XXX
22	Harper, Jarrod	9/9	START	START	START	START	START	START	START	START	START
45	Hensley, Adam	3/-	XXX	XXX	XXX
49	Howard, Darrien	9/9	START	START	START	START	START	START	START	START	START
3	Howard, Skyler	9/9	START	START	START	START	START	START	START	START	START
12	Jennings, Gary	9/-	XXX	XXX	XXX	XXX	XXX	XXX	XXX	XXX	XXX
15	Kinney, Billy	9/-	XXX	XXX	XXX	XXX	XXX	XXX	XXX	XXX	XXX
14	Kyeremeh, Nana	9/-	XXX	XXX	XXX	XXX	XXX	XXX	XXX	XXX	XXX
86	Lambert, Josh	1/-	XXX
77	Lazard, Marcell	8/4	START	START	START	START	XXX	XXX	...	XXX	XXX
92	Lewis, Jon	9/-	XXX	XXX	XXX	XXX	XXX	XXX	XXX	XXX	XXX
26	Lindsay, D	3/-	XXX	XXX	XXX
56	Lingafelter, G	7/-	XXX	XXX	XXX	XXX	XXX	XXX	XXX
1E	Long, David	9/6	XXX	XXX	XXX	START	START	START	START	START	START
82	Mathis, Devonte	9/-	XXX	XXX	XXX	XXX	XXX	XXX	XXX	XXX	XXX
70	Matteo, Tony	9/9	START	START	START	START	START	START	START	START	START
53	McKivitz, C	9/6	XXX	START	XXX	XXX	START	START	START	START	START
4	McKoy, Kennedy	9/1	XXX	XXX	XXX	XXX	XXX	XXX	XXX	XXX	START
52	Meadows, Nick	9/-	XXX	XXX	XXX	XXX	XXX	XXX	XXX	XXX	XXX
48	Molina, Mike	9/-	XXX	XXX	XXX	XXX	XXX	XXX	XXX	XXX	XXX
97	Nwachukwu, N	8/8	START	START	START	START	START	START	START	START	...
65	Orlosky, Tyler	9/9	START	START	START	START	START	START	START	START	START
57	Pankey, Adam	8/7	...	XXX	START	START	START	START	START	START	START
5D	Preston, Xavier	8/-	...	XXX	XXX	XXX	XXX	XXX	XXX	XXX	XXX
85	Rogers, Ricky	2/-	...	XXX	XXX	...

The Automated ScoreBook
West Virginia Game Superlatives (as of Nov 12, 2016)
All games

INDIVIDUAL GAME HIGHS

Rushes	25	McKoy, Kennedy at Texas (Nov 12, 2016)
Yards Rushing	129	Crawford, Justin vs Kansas (Nov 5, 2016)
TD Rushes	2	Shell III, Rushel vs BYU (Sep 24, 2016)
	2	Shell III, Rushel at Texas Tech (Oct 15, 2016)
	2	Howard, Skyler at Texas Tech (Oct 15, 2016)
	2	Howard, Skyler vs Kansas (Nov 5, 2016)
	2	McKoy, Kennedy at Texas (Nov 12, 2016)
Long Rush	44	McKoy, Kennedy vs Kansas (Nov 5, 2016)
Pass attempts	41	Howard, Skyler vs Kansas State (Oct. 1, 2016)
Pass completions	31	Howard, Skyler vs BYU (Sep 24, 2016)
Yards Passing	389	Howard, Skyler vs Youngstown State (Sep 10, 2016)
TD Passes	5	Howard, Skyler vs Youngstown State (Sep 10, 2016)
Long Pass	57	Howard, Skyler vs Youngstown State (Sep 10, 2016)
Receptions	8	Shorts Jr., Daikiel vs Missouri (Sep 3, 2016)
	8	Shorts Jr., Daikiel at Oklahoma State (Oct 29, 2016)
Yards Receiving	171	Gibson, Shelton vs Youngstown State (Sep 10, 2016)
TD Receptions	2	Gibson, Shelton vs Youngstown State (Sep 10, 2016)
	2	Gibson, Shelton vs Kansas (Nov 5, 2016)
Long Reception	57	Gibson, Shelton vs Youngstown State (Sep 10, 2016)
Field Goals	4	Molina, Mike vs Missouri (Sep 3, 2016)
Long Field Goal	44	Molina, Mike at Texas (Nov 12, 2016)
Punts	5	Kinney, Billy vs Missouri (Sep 3, 2016)
	5	Kinney, Billy vs TCU (Oct 22, 2016)
	5	Kinney, Billy at Texas (Nov 12, 2016)
Punting Avg	49.2	Kinney, Billy vs Youngstown State (Sep 10, 2016)
Long Punt	55	Kinney, Billy vs Youngstown State (Sep 10, 2016)
Punts inside 20	2	Kinney, Billy vs Kansas State (Oct. 1, 2016)
	2	Kinney, Billy vs TCU (Oct 22, 2016)
	2	Kinney, Billy at Texas (Nov 12, 2016)
Long Punt Return	18	Jennings, Gary vs Youngstown State (Sep 10, 2016)
Long Kickoff Return	51	Gibson, Shelton vs Kansas (Nov 5, 2016)
Tackles	12	Arndt, Justin at Texas (Nov 12, 2016)
Sacks	2.0	White, Kyzir at Texas (Nov 12, 2016)
Tackles For Loss	2.0	Arndt, Justin vs Missouri (Sep 3, 2016)
	2.0	Howard, Darrien at Texas Tech (Oct 15, 2016)
	2.0	Nwachukwu, Noble vs TCU (Oct 22, 2016)
	2.0	White, Kyzir at Texas (Nov 12, 2016)
Interceptions	2	Douglas, Rasul vs Kansas (Nov 5, 2016)

The Automated ScoreBook
West Virginia Game Superlatives (as of Nov 12, 2016)
All games

TEAM GAME HIGHS

Rushes	48	vs Missouri (Sep 3, 2016)
	48	vs TCU (Oct 22, 2016)
Yards Rushing	341	vs Kansas (Nov 5, 2016)
Yards Per Rush	7.3	vs Kansas (Nov 5, 2016)
TD Rushes	5	at Texas Tech (Oct 15, 2016)
Pass attempts	41	vs Kansas State (Oct. 1, 2016)
Pass completions	31	vs BYU (Sep 24, 2016)
Yards Passing	389	vs Youngstown State (Sep 10, 2016)
Yards Per Pass	11.8	vs Youngstown State (Sep 10, 2016)
TD Passes	5	vs Youngstown State (Sep 10, 2016)
Total Plays	85	vs Missouri (Sep 3, 2016)
Total Offense	650	at Texas Tech (Oct 15, 2016)
Yards Per Play	8.4	at Texas Tech (Oct 15, 2016)
Points	48	at Texas Tech (Oct 15, 2016)
	48	vs Kansas (Nov 5, 2016)
Sacks By	4	at Texas Tech (Oct 15, 2016)
	4	at Texas (Nov 12, 2016)
First Downs	30	vs Youngstown State (Sep 10, 2016)
Penalties	9	at Texas Tech (Oct 15, 2016)
Penalty Yards	95	at Texas Tech (Oct 15, 2016)
Turnovers	4	at Texas (Nov 12, 2016)
Interceptions By	3	vs BYU (Sep 24, 2016)
Punts	5	vs Missouri (Sep 3, 2016)
	5	vs TCU (Oct 22, 2016)
	5	at Texas (Nov 12, 2016)
Punting Avg	49.2	vs Youngstown State (Sep 10, 2016)
Long Punt	55	vs Youngstown State (Sep 10, 2016)
Punts inside 20	2	vs Kansas State (Oct. 1, 2016)
	2	vs TCU (Oct 22, 2016)
	2	at Texas (Nov 12, 2016)
Long Punt Return	18	vs Youngstown State (Sep 10, 2016)

The Automated ScoreBook
West Virginia Game Superlatives (as of Nov 12, 2016)
All games

OPPONENT INDIVIDUAL GAME HIGHS

Rushes	35	Foreman, D'Onta, at Texas (Nov 12, 2016)
Yards Rushing	169	WILLIAMS, Jamaa, vs BYU (Sep 24, 2016)
TD Rushes	2	WILLIAMS, Jamaa, vs BYU (Sep 24, 2016)
Long Rush	56	WILLIAMS, Jamaa, vs BYU (Sep 24, 2016)
Pass attempts	51	Lock, Drew, vs Missouri (Sep 3, 2016)
Pass completions	31	Buechele, Shane, at Texas (Nov 12, 2016)
Yards Passing	318	Buechele, Shane, at Texas (Nov 12, 2016)
TD Passes	3	Rudolph, Mason, at Oklahoma State (Oct 29, 2016)
Long Pass	74	Davis, Ricky, vs Youngstown State (Sep 10, 2016)
Receptions	11	McCleskey, Jalen, at Oklahoma State (Oct 29, 2016)
Yards Receiving	136	Giles, Jonathan, at Texas Tech (Oct 15, 2016)
TD Receptions	2	Giles, Jonathan, at Texas Tech (Oct 15, 2016)
	2	Lacy, Chris, at Oklahoma State (Oct 29, 2016)
Long Reception	74	Bailey, Alvin, vs Youngstown State (Sep 10, 2016)
Field Goals	3	McCrane, M., vs Kansas State (Oct. 1, 2016)
	3	Grogan, Ben, at Oklahoma State (Oct 29, 2016)
Long Field Goal	42	Hatfield, C., at Texas Tech (Oct 15, 2016)
Punts	8	Fatony, Corey, vs Missouri (Sep 3, 2016)
	8	Schuler, Mark, vs Youngstown State (Sep 10, 2016)
Punting Avg	44.8	Sinor, Zach, at Oklahoma State (Oct 29, 2016)
Long Punt	59	Schuler, Mark, vs Youngstown State (Sep 10, 2016)
	59	Sinor, Zach, at Oklahoma State (Oct 29, 2016)
Punts inside 20	3	Fatony, Corey, vs Missouri (Sep 3, 2016)
	3	Schuler, Mark, vs Youngstown State (Sep 10, 2016)
	3	Sinor, Zach, at Oklahoma State (Oct 29, 2016)
Long Punt Return	19	Townsend, Darien, vs Youngstown State (Sep 10, 2016)
	19	Batson, Cameron, at Texas Tech (Oct 15, 2016)
Long Kickoff Return	58	Pringle, Byron, vs Kansas State (Oct. 1, 2016)
Tackles	14	WARNER, Fred, vs BYU (Sep 24, 2016)
	14	Lee, Elijah, vs Kansas State (Oct. 1, 2016)
Sacks	2.5	Taylor, Vincent, at Oklahoma State (Oct 29, 2016)
Tackles For Loss	3.0	Taylor, Vincent, at Oklahoma State (Oct 29, 2016)
	3.0	Roach, Malcolm, at Texas (Nov 12, 2016)
Interceptions	2	Haines, Dylan, at Texas (Nov 12, 2016)

The Automated ScoreBook
West Virginia Game Superlatives (as of Nov 12, 2016)
All games

OPPONENT TEAM GAME HIGHS

Rushes	50	at Texas (Nov 12, 2016)
Yards Rushing	280	vs BYU (Sep 24, 2016)
Yards Per Rush	7.0	vs BYU (Sep 24, 2016)
TD Rushes	2	vs Youngstown State (Sep 10, 2016)
	2	vs BYU (Sep 24, 2016)
Pass attempts	53	vs Missouri (Sep 3, 2016)
Pass completions	32	at Texas Tech (Oct 15, 2016)
Yards Passing	345	at Texas Tech (Oct 15, 2016)
Yards Per Pass	8.1	vs Kansas (Nov 5, 2016)
TD Passes	3	at Oklahoma State (Oct 29, 2016)
Total Plays	100	vs Missouri (Sep 3, 2016)
	100	at Texas (Nov 12, 2016)
Total Offense	536	at Texas (Nov 12, 2016)
Yards Per Play	6.9	vs BYU (Sep 24, 2016)
Points	37	at Oklahoma State (Oct 29, 2016)
Sacks By	5	vs TCU (Oct 22, 2016)
First Downs	32	at Texas (Nov 12, 2016)
Penalties	10	at Texas Tech (Oct 15, 2016)
	10	vs TCU (Oct 22, 2016)
Penalty Yards	104	vs Kansas (Nov 5, 2016)
Turnovers	4	vs BYU (Sep 24, 2016)
Interceptions By	3	at Texas (Nov 12, 2016)
Punts	8	vs Missouri (Sep 3, 2016)
	8	vs Youngstown State (Sep 10, 2016)
Punting Avg	44.8	at Oklahoma State (Oct 29, 2016)
Long Punt	59	vs Youngstown State (Sep 10, 2016)
	59	at Oklahoma State (Oct 29, 2016)
Punts inside 20	3	vs Missouri (Sep 3, 2016)
	3	vs Youngstown State (Sep 10, 2016)
	3	at Oklahoma State (Oct 29, 2016)
Long Punt Return	19	vs Youngstown State (Sep 10, 2016)
	19	at Texas Tech (Oct 15, 2016)