



FOOTBALL

WVU ATHLETIC COMMUNICATIONS
PO Box 877 | Morgantown, WV 26507-0877
304.293.2821

WVUSPORTS.com

2015 SCHEDULE/RESULTS

	GEORGIA SOUTHERN September 5 W/44-0	
	LIBERTY September 12 W/41-17	
	MARYLAND September 26 W/45-6	
	AT OKLAHOMA * October 3 L/24-44	
	OKLAHOMA STATE *Ⓞ October 10 L/26-33 (OT)	
	AT BAYLOR * October 17 L/38-62	
	AT TCU * October 29 L/10-40	
	TEXAS TECH * ▲ November 7 W/31-26	
	TEXAS * November 14 Noon	
	AT KANSAS * November 21 Noon.	
	IOWA STATE * November 28	
	AT KANSAS STATE * December 5 4:30 p.m.	

* BIG 12 CONFERENCE GAME
Ⓞ HOMECOMING
▲ MOUNTAINEER WEEK

GAME 9 // TEXAS VS. WEST VIRGINIA

SATURDAY, NOV. 14, 2015 | NOON (ET) | MILAN PUSKAR STADIUM (60,000) | MORGANTOWN, W.VA.



THE SERIES WITH TEXAS

All-Time Series	Tied at 2-2
In Morgantown	Texas leads 1-0
In Austin	WVU leads 2-1
At Neutral Site	0-0
Holgorsen vs. Texas	1-2
Holgorsen vs. Strong	0-2
Strong vs. West Virginia	2-1
Strong vs. Holgorsen	2-0



TEXAS

2015 Record	4-5, 3-3 Big 12
Head Coach	Charlie Strong
Alma Mater/Year	Central Arkansas ('83)
Record at Texas	10-12 (2nd)
Overall Record	47-28 (6th)

WEST VIRGINIA

2015 Record	4-4, 1-4 Big 12
Head Coach	Dana Holgorsen
Alma Mater/Year	Iowa Wesleyan ('93)
Record at WVU	32-27 (5th)
Overall Record	32-27 (5th)



RushelSHELL

JarroldHARPER

NOTES TO REMEMBER

- ▶ WVU is No. 14 all-time in college football winning percentage
- ▶ Since 2000, WVU is 97-13 when scoring 30 or more points in a contest/50-4 when scoring 40 or more points in a game
- ▶ In the Dana Holgorsen era, WVU has produced 55 games with 300 or more yards of total offense, 41 games with 400 or more yards of total offense, 21 games with more than 500 yards and nine with more than 600 yards
- ▶ In the Holgorsen era, WVU has scored 30 or more points in 40 games, 40 or more points in 21 games, 50 or more points in seven games and 60 or more points three times
- ▶ WVU is No. 6 nationally in passes intercepted (14) and No. 27 in turnovers gained (17)
- ▶ The Mountaineer defense is ranked No. 19 nationally in third-down defense and No. 35 in tackles for loss (7.1)
- ▶ WVU's offense is nationally ranked in rushing offense (20), total offense (29), first down offense (33), passing yards per completion (36) and passing offense (47)
- ▶ WVU is 72-10 since 2002 when winning the turnover battle

- ▶ WVU is 221-97-4 in games played on artificial turf surfaces. WVU was 57-29 on turf in the 1990s, 66-21 on turf in the 2000 decade and is 32-25 on turf in this decade.
- ▶ Skyler Howard is ranked No. 27 nationally in passing yards per completion, No. 30 in passing touchdowns, No. 31 nationally in points responsible for per game, No. 34 in points responsible for, No. 36 in total offense and No. 39 in passing yards per game
- ▶ Wendell Smallwood is No. 10 nationally in rushing yards per carry, No. 14 in rushing yards per game, No. 24 in rushing yards and No. 27 in all-purpose yards
- ▶ Shelton Gibson ranks No. 5 nationally in yards per reception, No. 20 in receiving touchdowns and No. 49 in receiving yards per game. He also ranks No. 7 in kickoff return touchdowns
- ▶ Nick O'Toole is No. 7 nationally in punting average
- ▶ Josh Lambert is No. 40 nationally in field goals made per game (1.38) and No. 55 in scoring (8.1)
- ▶ Daryl Worley is No. 12 nationally in passes defended with three interceptions and nine pass breakups. He also is No. 34 in interceptions per game (3)



Game Coverage

TVESPN
 Anish Shroff (PBP), Ahmad Brooks (analysis)
 Radio Tony Caridi (PBP), Dwight Wallace (analysis),
 Jed Drenning (sideline),
 Jeff Culhane (pre and postgame host)
 Satellite Radio Broadcast Sirius Ch 119, XM Ch 199
 Live Statistics WVU.Statbroadcast.com
 Twitter Updates @WVUFootball, @WVUsports

National Rankings

ASSOCIATED PRESS POLL // (NOV. 8)

School	Record	Points	Prev. Rank
1. Clemson (31)	9-0	1,489	3
2. Ohio State (26)	9-0	1,460	1
3. Alabama (2)	8-1	1,376	7
4. Baylor (2)	8-0	1,351	2
5. Oklahoma State	9-0	1,256	12
6. Notre Dame	8-1	1,219	8
7. Stanford	8-1	1,144	9
8. Iowa	9-0	1,091	10
9. LSU	7-1	1,050	4
10. Utah	8-1	900	13
11. Florida	8-1	887	11
12. Oklahoma	8-1	858	14
13. TCU	8-1	841	5
14. Michigan State	8-1	807	6
15. Michigan	7-2	684	16
16. Houston	9-0	561	18
17. North Carolina	8-1	506	21
18. UCLA	7-2	403	22
19. Florida State	7-2	379	17
20. Mississippi State	7-2	357	24
21. Temple	8-1	310	23
22. Navy	7-1	218	NR
23. Wisconsin	8-2	183	NF
24. Northwestern	7-2	177	NF
25. Memphis	8-1	137	15

ARV: Southern California (6-3) 104; Brigham Young (7-2) 35; Ole Miss (7-3) 22; Texas A&M (6-3) 6; Boise State (7-2) 6; Toledo (7-1) 4; Washington State (6-3) 2; Western Kentucky (8-2) 2

USA TODAY COACHES POLL // (NOV. 8)

School	Record	Prev. Points	Rank
1. Ohio State (46)	9-0	1,526	1
2. Clemson (21)	9-0	1,511	5
3. Baylor (5)	8-0	1,439	2
4. Alabama (3)	8-1	1,410	7
5. Oklahoma State	9-0	1,267	10
6. Notre Dame	8-1	1,234	9
7. Stanford	8-1	1,197	8
8. Iowa	9-0	1,119	11
9. LSU	7-1	1,023	4
10. Florida	8-1	949	12
11. Oklahoma	8-1	936	13
12. TCU	8-1	898	3
13. Utah	8-1	862	14
14. Michigan State	8-1	849	6
15. Michigan	7-2	683	17
16. Houston	9-0	577	18
17. North Carolina	8-1	524	21
18. Florida State	7-2	413	15
19. UCLA	7-2	413	22
20. Mississippi State	7-2	356	25
21. Temple	8-1	323	23
22. Wisconsin	8-2	227	NR
23. Navy	7-1	212	NR
24. Northwestern	7-2	166	NR
25. Memphis	8-1	147	16

ARV: USC (6-3) 57; BYU (7-2) 40; Ole Miss (7-3) 27; Oregon (6-3) 25; Washington State (6-3) 20; Texas A&M (6-3) 10; Boise State (7-2) 9; Toledo (7-1) 8; Western Kentucky (8-2) 7; Georgia (6-3) 5; Arkansas (5-4) 2; Appalachian State (7-2) 2; Pitt (6-3); Bowling Green (7-2)



Ka'RaunWHITE

DarrienHOWARD

Stat Comparisons

West Virginia	Opponents		Texas	Opponents
32.4	28.5	Scoring Offense	25.4	29.0
207	173	First Downs	149	231
220.1	176.5	Rushing Offense	206.9	187.2
241.0	248.2	Passing Offense	152.7	247.0
461.1	424.8	Total Offense	359.6	434.2
25.2	22.0	Kick Return Average	18.3	25.6
6.0	7.8	Punt Return Average	13.6	3.8
14-1.6	9-14.8	INT-Return Average	9-19.7	3-7.3
11-6	9-3	Fumbles/Lost	8-4	18-7
64-671	57-585	Penalties/Yards	55-530	50-400
40.3	38.3	Net Punting Avg.	38.9	33.1
11-16	14-17	Field Goal-Attempts	7-10	10-13
30:22	29:38	Time of Possession	26:10	33:50
53-130 (41%)	36-115 (31%)	3rd Down Conversion	45-126 (36%)	72-148 (49%)
9-16 (56%)	9-19 (47%)	4th Down Conversion	5-11 (45%)	7-11 (64%)
14-80	23-166	Sacks By-Yards	30-206	24-165
28-37 (76%)	27-32 (84%)	Red Zone Scoring	42-50 (84%)	70-78 (90%)
21-37 (57%)	17-32 (53%)	Red Zone TD	32-50 (64%)	52-78 (67%)

The 2015 Mountaineer Roster

- ▶ The 2015 roster currently consists of 112 players from 16 different states and one from the District of Columbia (DaeJuan Funderburke).
- ▶ Leading the way is the Mountain State (24), followed by Sunshine State (22), Ohio (19), Pennsylvania (11), Maryland (6), Texas (5), Georgia (5), New Jersey (5), North Carolina (3), Virginia (3), Delaware (2), Mississippi (2), New York (2) California, Illinois and Tennessee.

Against The Big 12

- ▶ WVU is 21-24 all-time against current members of the Big 12 Conference. WVU is 2-2 vs. Baylor; 2-1 against Iowa State; 3-1 against Kansas; 1-4 vs. Kansas State; 2-6 vs. Oklahoma; 4-3 vs. Oklahoma State; 2-2 vs. Texas; 2-3 vs. TCU and 3-2 vs. Texas Tech.

On Turf

- ▶ Since 1980, West Virginia is 221-97-4 in games played on artificial turf surfaces. WVU was 57-29 on turf in the 1990s, 66-21 on turf in the 2000 decade and is 32-25 on turf in this decade.
- ▶ The Mountaineers are 25-23 on turf under Dana Holgorsen. West Virginia is 4-2 in 2015, was 6-6 in 2014, was 3-7 in 2013, 5-5 in 2012 and was 7-3 during the 2011 season.

Non-Conference Play

- ▶ West Virginia faced three non-conference opponents in the 2015 season, finishing with a 3-0 record. WVU defeated Georgia Southern on Sept. 5, 44-0 to open the season, won 41-17 against Liberty in week two and then defeated Maryland, 45-6 in the third game of the season.

At Home

- ▶ The 2015 season marks the 36th season of competition for West Virginia at Milan Puskar Stadium.
- ▶ WVU holds a 160-61-4 (.720) all-time mark at the facility, which opened in 1980.
- ▶ There were 55,182 fans in attendance for the season opener against Georgia Southern and 52,899 fans for Liberty. A sellout-crowd of 61,174 fans attended the Maryland game and a second straight sellout crowd of 60,410 was in attendance for Oklahoma State and 54,932 were there to see the Texas Tech game. The 2015 home average is 56,919.
- ▶ A total of 12,321,807 fans all time have watched a game at Mountaineer Field.

On Grass

- ▶ Since 1980, West Virginia is 49-59 in games played on natural grass. The Mountaineers are 8-6 this decade and 7-4 under Holgorsen.



Wendell SMALLWOOD

KJ DILLON

WVU's Last Game: West Virginia 31, Texas Tech 26

MORGANTOWN, W.Va. (Nov. 7, 2015) - West Virginia broke a four-game losing streak with a 31-26 victory over Texas Tech at Milan Puskar Stadium.

Say what you want about West Virginia's air raid offense, but it was the running game that got it done for the Mountaineers in this victory.

The one-two punch of tailbacks Wendell Smallwood and Rushel Shell combined for 274 of West Virginia's 300 total rushing yards in leading the offensive attack. Smallwood gained 163 yards on 22 carries for a 7.4 average per rush, while Shell complemented the attack with 111 yards on 14 carries and a 7.9 yards per rush average.

Smallwood found the end zone once, while Shell scored twice as the two simply dominated the West Virginia offensive output.

In what was billed as a high-scoring, offensive game, turned out to be a medium output as the two offenses scored, but also struggled at times.

The Mountaineers started the scoring at the 9:45 mark of the first quarter, when Shell turned in a five-yard scoring run.

Before the quarter ended, the Red Raiders answered with a 66-yard drive capped by a 10-yard touchdown pass from Patrick Mahomes to Jakeem Grant, sending the game into the second stanza tied at 7-7.

Once again, the teams traded touchdowns in the second quarter, and as the game continued, it was apparent that this was a Big 12 matchup of two evenly matched teams.

West Virginia regained the lead with 13:29 left in the half, as Smallwood found the end zone after a 16-yard run. The score put the exclamation point on a strong 91-yard drive by WVU that took 11 plays and 3:38 off the clock.

Texas Tech answered the score with just 35 ticks left, when Reginald Davis hauled in a 9-yard scoring pass from Mahomes.

However, instead of going in at the half tied at 14-14, West Virginia took advantage of a short squib kick by Texas Tech and made the Red Raiders pay.

Quarterback Skyler Howard hit receiver

Ka'Raun White for 17 yards, and Shell followed with rushes of 17 and 14 yards to set up Josh Lambert's 39-yard field goal as time expired for a 17-14 Mountaineer lead at the half.

Texas Tech tied the game at the 8:36 mark of the third quarter on Clayton Hatfield's 34-yarder. The WVU defense was given a short field as Tech gained the ball off of an interception, but held the Red Raiders to a field goal.

Before the end of the third, Shell's five-yard touchdown run ended a 65-yard drive and gave

the Mountaineers a 24-17 advantage heading into the final quarter.

The Red Raiders closed the gap to 24-20 early in the fourth on Hatfield's second field goal, this one from 27-yards away. Tech gained the ball off a second WVU interception, but the Mountaineer defense came up big again and gave up only three points.

Leading 24-20, Howard drove the Mountaineers 59 yards and punched in their final score with a two-yard run to up the advantage to 31-20 with 11:28 left.

Texas Tech added a 17-yard touchdown pass from Mahomes to DeAndre Washington with 6:47 left, but the Tech never got the ball back.

Leading 31-26, West Virginia used the running game mixed with some key passes to hold the ball for the final 6:47 and gain its first Big 12 win of the season.

Aside from Smallwood and Shell, the WVU offense got 80 yards receiving from White, while KJ Dillon recorded nine tackles.

Washington rushed for 102 yards for Tech, and Micah Awe led the defense with 14 tackles.

Final numbers showed West Virginia with 449 yards of total offense to Tech's 378, as the Mountaineer defense did a solid job on the Red Raider high-powered offense.

With the win, WVU evened its mark against Tech at 2-2 in all-time Big 12 play.

Scoring and Statistical Summary

	1	2	3	4	F
Texas Tech	7	7	3	9	26
West Virginia	7	10	7	7	31

1st	WVU - Rushel Shell 5 rush (Josh Lambert kick) TTU - Jakeem Grant 10 pass from Patrick Mahomes (Clayton Hatfield kick)
2nd	WVU - Wendell Smallwood 16 rush (Lambert kick) WVU - Reginald Davis 9 pass from Mahomes (Hatfield kick) WVU - Lambert 39 FG
3rd	TTU - Hatfield 34 FG WVU - Shell 3 rush (Lambert kick)
4th	TTU - Hatfield 27 FG WVU - Skyler Howard 2 rush (Lambert kick) TTU - DeAndre Washington 17 pass from Mahomes (Mahomes rush failed)

	TTU	WVU
First Downs	23	28
Rushes/Yards	42/179	57/300
Passing Yardage	199	149
Passes	22/36/1	12/24/2
Punts	4/175/43.8	3/95/31.7
Fumbles/Lost	0/0	0/0
Return Yardage	131	69
Penalties/Yards	8/75	4/40
Time of Possession	29:46	30:14

WVU RUSHING: Smallwood 22-163, Shell 14-111; WVU PASSING: Howard 12-23-2-149; WVU RECEIVING: White 5-80, Thompson 2-23; WVU TACKLES (TFL/QS): Dillon 9 (1/0), Worley 7, Barber 7, Kwiatkoski 7 (1/0); WVU INTERCEPTIONS: Worley.

TTU RUSHING: Washington 21-102, Mahomes 18-73; TTU PASSING: Mahomes 21-34-1-196; TTU RECEIVING: Washington 6-64, Sadler 3-25, Batson 2-33; TTU TACKLES (TFL/QS): Awe 14 (1/0), Hinton 12 (1/0), Johnson 11, Ward 10 (1/0); TTU INTERCEPTIONS: Fehoko, Nelson.

Attendance - 54,932



Edward **MULDROW**

Kevin **WHITE**

Last Time vs. Texas: Texas 33, No. 24/25 West Virginia 16

AUSTIN, Texas (Nov. 8, 2014) - No. 24/25 West Virginia fell behind early and never recovered, dropping a 33-16 decision at Texas in front of 95,714 at Darrell K Royal - Texas Memorial Stadium.

The Longhorns scored first and never trailed. Behind quarterback Tyrone Swoopes, Texas chewed up a big chunk of the first-quarter clock with an 11-play, 90-yard drive that ended with a Swoopes two-yard touchdown pass to Geoff Swaim. In the scoring drive, Swoopes completed passes of 15 yards to Jaxon Shipley and 29 yards to John Harris to keep the chains moving and give the Longhorns a 7-0 lead.

West Virginia answered the score on its next drive by marching 40 yards to the Texas one-yard line. However, three plays from the one could not get the Mountaineers in the end zone, and they had to settle for a 22-yard Josh Lambert field goal. A false start penalty on a fourth down try backed the football to the five-yard line and forced the field goal decision.

Unfortunately for West Virginia, that was its best scoring opportunity of the first half, as Texas controlled the second quarter, outscoring the Mountaineers by a 17-0 count.

The Longhorns took a 14-3 advantage at the 8:56 mark of the second quarter, when running back Johnathan Gray broke loose for a 39-yard touchdown run.

On the next possession, the Longhorn running game continued to excel with runs of 25 yards from Malcolm Brown and 40 yards from Gray. Those were the two big plays in a 78-yard scoring drive that was capped by a two-yard Gray touchdown run, giving the Longhorns a 21-3 lead with 6:19 remaining.

Two possessions later, Quandre Diggs intercepted WVU quarterback Clint Trickett to set up the final points of the first half. Longhorn kicker Nick Rose's 39-yard field goal was good, giving Texas a 24-3 lead at the half.

A scoreless third quarter set the stage for a 22-point fourth. West Virginia scored its first touchdown early in the fourth on a nine-yard Dreamius

Smith run, cutting the deficit to 24-10 and giving Smith four straight games with a rushing touchdown.

Texas sacked Trickett in the end zone for a safety on WVU's next drive, giving the Longhorns a 26-10 lead. Even with the safety, it still was a two possession game for the Mountaineers with plenty of time left.

West Virginia got even closer at the 6:38 mark, when Smith broke loose for a 62-yard run that set up a three-yard scoring rush by Wendell Smallwood. WVU's two-point conversion failed, and Texas had a 26-16 advantage.

However, the Longhorns put an exclamation point on the game with Gray's third touchdown run with just over 3:00 left to seal the game.

West Virginia got a standout performance from receiver Kevin White with 16 receptions for 132 yards. The 16 receptions were a school record, breaking the old mark of 14 held by Stedman Bailey and Tavon Austin. White recorded his eighth 100-yard receiving game of 2014, and posted his fifth game of 10 or more receptions on the season.

Trickett 248 yards passing put him over the 3,000-yard mark for the season. He became just the third Mountaineer quarterback in school history to throw for 3,000 or more yards in a season.

Smith added 100 yards rushing, while the defense was led by Nick Kwiatkoski's 10 tackles and Daryl Worley's eight stops and one interception.

For Texas, Gray's big day included three touchdowns and 101 yards on the ground. He averaged 10.1 yards per rush. Brown added 90 yards rushing, while Swoopes finished with 124 yards passing.

The Longhorn defense was led by Dylan Haines and Cedric Reed, who combined for 26 tackles, four tackles for loss of 22 yards and three sacks.

Final numbers showed West Virginia with 200 yards rushing and 248 passing to total 448 yards of offense. Texas rushed for 227 yards and passed for 124 to finish with 351 yards of total offense.

Texas evened its record at 5-5 on the season, while West Virginia dropped to 6-4. In all-time Big 12 play, the victory gave Texas a 2-1 advantage and tied the overall series at 2-2.

Scoring and Statistical Summary

	1	2	3	4	F
West Virginia.....	3	0	0	13	16
Texas.....	7	17	0	9	33

- 1st UT - Geoff Swaim 2 pass from Tyrone Swoopes (Nick Rose kick)
WVU - Josh Lambert 22 FG
- 2nd UT - Jonathan Gray 39 rush (Rose kick)
UT - Gray 2 rush (Rose kick)
UT - Rose 39 FG
- 4th WVU - Dreamius Smith 9 rush (Lambert kick)
UT - Team Safety
WVU - Wendell Smallwood 3 rush (Clint Trickett pass failed)
UT - Gray 15 rush

	WVU	UT
First Downs	24	19
Rushes/Yards	41/200	39/227
Passing Yardage	248	124
Passes	36/49/1	11/29/1
Punts	4/163/40.8	7/285/40.7
Fumbles/Lost	3/1	0/0
Return Yardage	104	21
Penalties/Yards	8/57	5/60
Time of Possession	31:46	28:14

WVU RUSHING: Smith 10-100, Smallwood 13-45; WVU PASSING: Trickett 36-49-1-248; WVU RECEIVING: White 16-132, Thompson 5-43, Alford 5-31; WVU TACKLES (TFL/QS): Kwiatkoski 10, Worley 8; WVU INTERCEPTIONS: Worley.

UT RUSHING: Gray 10-101, Brown 20-90; UT PASSING: Swoopes 11-29-1-124; UT RECEIVING: Shipley 3-38, Johnson 3-23, Harris 2-45; UT TACKLES (TFL/QS): Haines 14, Reed 12 (4/3), Edmond 9, Hicks 9 (1/1); UT INTERCEPTIONS: Diggs.

Attendance - 95,714



PaulMILLARD

NickKWIATKOSKI

Last Time in Morgantown: Texas 47, West Virginia 40 (OT)

MORGANTOWN, W.Va. (Nov. 9, 2013) - Texas overcame a late fourth-quarter deficit to force overtime and eventually defeat West Virginia, 47-40, in front of 58,570 fans at Milan Puskar Stadium.

In perhaps one of the best Big 12 football games of the 2013 season, both teams contributed big plays and saw their offenses and defenses take charge at certain points. However, the Longhorns made the last big play in overtime to secure the road victory.

The Mountaineers started fast and took a 9-0 lead behind a blocked punt for a safety by Jewone Snow, and a Charles Sims three-yard rush. The Longhorns added a 37-yard field goal by Anthony Fera with just over a minute to play in the opening quarter, cutting the deficit to 9-3.

Both teams traded punches in the second stanza and scored 10 points each. Texas got its first touchdown on a two-yard run by Malcolm Brown and added another field goal by Fera.

Second-quarter scoring for West Virginia saw Sims add his second touchdown in the game with a six-yard run, before kicker Josh Lambert closed out the scoring with a 30-yard field goal, giving the Mountaineers a 19-13 lead at the half. Lambert's field goal came after WVU controlled the ball for 4:51.

Texas controlled the third quarter and outscored the Mountaineers 17-7 to take a 30-26 advantage into the fourth. Fera's third field goal capitalized on a WVU turnover, before Longhorn quarterback Case McCoy hit receiver Mike Davis for a 49-yard touchdown strike. Running back Joe Bergeron added an eight-yard touchdown run for Texas in the quarter.

West Virginia did not go scoreless in the third, and Sims' third touchdown run in the game, this one from one-yard out, kept the Mountaineers within striking distance heading into the fourth.

The Mountaineers outscored the Longhorns in the fourth, but a 40-37 advantage with 2:35 remaining would not hold up.

Trailing 30-26, West Virginia retook the lead with 14:01 left, when Dreamius Smith powered

in from eight-yards out. The Longhorns countered with a 10-yard scoring pass from McCoy to Jaxson Shipley at the 8:57 mark to take a 37-33 lead.

On it's next possession, WVU turned in its second-longest scoring play of the season, when Paul Millard hit Mario Alford for a 72-yard touchdown and a 40-37 lead with 7:39 remaining.

The Mountaineer defense held the Longhorns on the next possession, but WVU, after gaining

one first down, could not convert a second-and-one and a third-and-one on back-to-back plays, giving the ball back to Texas with 2:35 left. That was enough time for McCoy, who converted a key fourth down and led the Longhorns 57 yards to set up Fera's 24-yard game-tying field goal and force overtime.

In overtime, McCoy connected with Alex De La Torre for a two-yard scoring toss. WVU got a 20-yard run from Alford on its first play in OT, but could not score from the five-yard line on the next four plays to end the game.

Millard, filling in for the injured Clint Trickett who left the game late in the first quarter, finished finished with 259 yards passing. Alford contributed 205 all-purpose yards, while Sims added 135 all-purpose yards. Linebacker Jared Barber was outstanding with 14 tackles to lead the defense.

McCoy finished with 283 yards passing, with 82 yards going to Shipley and 91 to Davis. Brown led the Texas ground game with 89 yards, while Steve Edmond paced the defense with 12 stops.

Final numbers showed West Virginia with 109 yards rushing and 290 passing for 399 total yards. Texas came in at 152 on the ground and 283 through the air for 435 yards of total offense.

The Texas victory evens the Big 12 conference series between the two schools at 1-1, with the Mountaineers holding a 2-1 overall series lead.

Scoring and Statistical Summary

	1	2	3	4	OT	F
Texas	3	10	17	10	7	47
West Virginia	9	10	7	14	0	40

1st	WVU - Team Safety	
	WVU - Charles Sims 3 rush (Josh Lambert kick)	
	UT - Anthony Fera 37 FG	
2nd	UT - Malcolm Brown 2 rush (Fera kick)	
	WVU - Sims 6 rush (Lambert kick)	
	UT - Fera 25 FG	
	WVU - Lambert 30 FG	
3rd	UT - Fera 39 FG	
	WVU - Sims 1 rush (Lambert kick)	
	UT - Mike Davis 49 pass from Case McCoy (Fera kick)	
	UT - Joe Bergeron 8 rush (Fera kick)	
4th	WVU - Dreamius Smith 8 rush (Lambert kick)	
	UT - Jaxson Shipley 10 pass from McCoy (Fera kick)	
	WVU - Mario Alford 72 pass from Paul Millard (Lambert kick)	
	UT - Fera 24 FG	
OT	UT - Alex De La Torre 2 pass from McCoy (Fera kick)	

	UT	WVU
First Downs	20	21
Rushes/Yards	41/152	47/109
Passing Yardage	283	290
Passes	27/49/1	18/36/2
Punts	7/257/36.7	7/327/46.7
Fumbles/Lost	2/1	6/3
Return Yardage	149	185
Penalties/Yards	5/37	3/33
Time of Possession	31:15	28:45

WVU RUSHING: Sims 24-93; WVU PASSING: Trickett 2-4-0-31, Millard 16-32-2-259; WVU RECEIVING: White 5-89, Sims 5-42, Alford 4-97; WVU TACKLES (TFL/QS): Barber 14, Kwiatkoski 9, Rowell 7 (1/0); WVU INTERCEPTIONS: Kwiatkoski.

UT RUSHING: Brown 28-89, Gray 8-56; UT PASSING: McCoy 27-49-1-283; UT RECEIVING: Shipley 7-82, Johnson 7-28, Sanders 4-43, Davis 3-91; UT TACKLES (TFL/QS): Edmond 12 (1/0), Phillips 9 (1/0), Byndom 8 (2/1), Jackson 8 (3/2); UT INTERCEPTIONS: Edmond, Phillips.

Attendance - 58,570



Comparing the Two Nationally

	WVU	TEXAS
Scoring Offense	50	94
Rushing Offense	20	31
Scoring Defense	78	83
Rushing Defense	82	89
Passing Defense	47	117
Total Offense	29	101
Passes Had Intercepted	77	7
Pass Defense	88	85
Total Defense	88	98
Kickoff Returns	12	111
Punt Returns	94	16
Net Punting	17	35
Passing Efficiency	69	80
Turnover Margin	55	13
Interceptions	6	49
Pass Eff. Defense	70	92
First Downs	33	120
First Down Defense	52	119
Third Down Conv.	54	100
Opponent Third Down	19	119
Fourth Down Conv.	50	85
Opponent Fourth Down	57	110
Sacks By	89	6
Sacks Against	111	99
Tackles for Loss	35	46
Tackles for Loss Allowed	113	108
Penalties	89	58
Possession Time	59	120
Punt Return Defense	58	18
Kickoff Return Defense	79	116
Turnovers Gained	27	42
Fumbles Gained	114	29
Red Zone Offense	111	64
Red Zone Defense	74	111



DaikielSHORTS

True and Redshirt Freshman Players

- ▶ Three true freshmen have seen action for the Mountaineers in 2015: Jovon Durante (WR), Gary Jennings (WR) and David Sills (WR).
- ▶ Six redshirt freshmen have seen action for the Mountaineers in 2015: Amanii Brown (OL), Yodny Cajuste (OL), William Crest Jr (QB), Jaleel Fields (DL), Jonathan Haynes (OL) and Donte Thomas-Williams (RB).

For Starters

- ▶ In 2015, the Mountaineers have a total of 37 players with at least one game of starting experience.
- ▶ Tops on that list are redshirt senior linebacker Nick Kwiatkoski (32), redshirt senior defensive lineman Kyle Rose (28) and redshirt senior tight end Cody Clay (24).

First-Time Players

- ▶ There are 18 Mountaineers who have seen their first WVU action during the 2015 season: Kyle Bosch (OL), Amanii Brown (OL), Yodny Cajuste (OL), Shane Commodore (S), Rasul Douglas (CB), Jovon Durante (WR), Jaleel Fields (DL), Jonathan Haynes (OL), Larry Jefferson (DL), Gary Jennings (WR), Marcell Lazard (OL), C.J. Maduwesi (DL), Jacky Marcellus (RB), Khairi Shariff (CB), David Sills (WR), Donte Thomas-Williams (RB), Sylvester Townes (OL) and Ka'Raun White (WR).

First-Time Starters

- ▶ Ten Mountaineers have earned their first career start during the 2015 season: Al-Rasheed Benton (LB), Yodny Cajuste (OL), Kyle Bosch (OL), Jovon Durante (WR), Shelton Gibson (WR), Jarrod Harper (S), Marcell Lazard (OL), Devonte Mathis (WR), Rick Rumph (CB) and Elijah Wellman (RB).

Overtime Games

- ▶ The 33-26 overtime loss to Oklahoma State in 2015 marked the 14th overtime game in West Virginia history. The Mountaineers own a 6-8 record in overtime games.
- ▶ West Virginia played its first overtime game against Pitt in 1997, dropping a three-overtime thriller, 41-38.

Overtime Games

Oct. 10, 2015	Oklahoma State 33, WVU 26, OT
Nov. 30, 2013	Iowa State 52, WVU 44, 3OT
Nov. 9, 2013	Texas 47, WVU 40, OT
Nov. 2, 2013	WVU 30, TCU 27, OT
Nov. 3, 2012	TCU 39, WVU 38, 2OT
Oct. 29, 2010	UConn 16, WVU 13, OT
Sept. 10, 2010	WVU 24, Marshall 21, OT
Nov. 8, 2008	Cincinnati 26, WVU 23, OT
Sept. 18, 2008	Colorado 17, WVU 14, OT
Dec. 2, 2006	WVU 41, Rutgers 39, 3OT
Oct. 15, 2005	WVU 46, Louisville 44, 3OT
Sept. 18, 2004	WVU 19, Maryland 16, OT
Nov. 11, 2000	WVU 31, Rutgers 24, 2OT
Nov. 28, 1997	Pitt 41, WVU 38, 3OT

WVU's Record When Wearing ... (since 2001)

Blue Jersey - Gold Pants: 27-9
 Blue Jersey - White Pants: 6-5
 Blue Jersey - Blue Pants: 25-8
 White Jersey - Gold Pants: 11-9
 White Jersey - White Pants: 18-16
 White Jersey - Blue Pants: 16-10
 Gold Jersey - Blue Pants: 7-2
 Gold Jersey - Gold Pants: 6-3
 Gold Jersey - White Pants: 4-1
 Gold Jersey - Gray Pants: 0-1
 Gray Jersey - Gray Pants: 1-0
 Nike Pro Combat Uniforms: 1-1

Weekly Media Planner (Monday, Nov. 9 - Sunday, Nov. 15)

Mon (9)

Big 12 Football
conference call -
11:40 a.m. - 11:50 a.m.

Tue (10)

Dana Holgorsen
Media Conference -
12 p.m. (Team Room)

FB Player/Assistant
Coach Interviews
PuskasTeam Room
12:30 p.m.

Wed (11)

VB vs. Iowa State,
6 p.m.

Thu (12)

Dana Holgorsen
Statewide Radio Show
7 p.m. (Kegler's)

MBB Interviews
Coliseum Floor, 3 p.m.

VB at Texas,
8 p.m.

Fri (13)

WBB Interviews
Coliseum Floor, 2:45 p.m.

MSOC vs. Akron,
MAC Tournament, 7 p.m.

MBB vs. No. Kentucky
WV Media, 7 p.m.

VB at Texas Tech,
6 p.m.

Sat (14)

FB vs. Texas,
Noon, ESPNU

Rifle vs Army
8 a.m.

WBB vs. Delaware State
WVUsports.com, 7 p.m.

Sun (15)

WREST at Northeast Duals
vs. Michigan., 11:15 a.m.
Vs. Buffalo, 1:15 p.m.
vs. Oregon State, 3:15 p.m.



Brad PAISLEY

Fifth-Year Seniors

- ▶ Eight Mountaineers on the 2015 team have already earned their bachelor's degree and are attending graduate school this season: Jared Barber (LB), Isaiah Bruce (LB), Terrell Chestnut (CB), Skyler Howard (QB), Nick Kwiatkoski (LB), KJ Myers (WR), Jordan Thompson (WR) and Stone Underwood (OL).

2015 Fall Graduates

- ▶ Ten Mountaineers on the 2015 team are in line to graduate when the regular season is finished: Darren Arndt (TE/FB), Cody Clay (TE FB), Karl Joseph (S), Marquis Lucas (OL), Tony Matteo (OL), Nick O'Toole (P), Shaq Petteway (LB), Kyle Rose (DL), Sean Walters (LB) and Dayron Wilson (CB).

30 Is Enough

- ▶ Dating back to 1980, the Mountaineers hold a 179-17-1 record when scoring 30 or more points in a game. During the 1990s, the Mountaineers were 42-4 when scoring 30 or more points in a contest and were 40-2-1 in the '80s when reaching that mark. WVU is 97-13 since 2000 when scoring 30 points or more in a contest.

Scoring 40 or more Points

- ▶ Under Dana Holgorsen, West Virginia is 17-4 when scoring 40 or more points. Since 2000, the Mountaineers are 50-4 when hitting the 40-point plateau, and WVU is 180-4 all-time when scoring at least 40 points in a game

National Polls

- ▶ After receiving votes since the 2015 preseason, West Virginia entered both polls for the first time on Sept. 27, appearing at No. 23 in the Associated Press Poll and No. 21 in the Amway Coaches' Poll.
- ▶ The Sept. 27 ranking was the first time WVU was in the polls since Nov. 2, 2014 (24/25).
- ▶ After the Oklahoma game on Oct. 3, 2015, WVU dropped out of both polls.
- ▶ Since 2011, Dana Holgorsen's squads have been ranked during four of his five years and have been among the Top 25 during 27 different weeks.

Coaching Staff Assignment

- ▶ Here's a breakdown of the WVU coaching staff assignments for the 2015 season:

Damon Cogdell: Assistant DL (Field)
 Ron Crook: OL (Field)
 Joe DeForest: Safeties/ST (Field)
 Lonnie Galloway: WR (Field)
 Tony Gibson: DC/LB (Field)
 Brian Mitchell: CB (Press Box)
 Mark Scott (Press Box)
 Ja'Juan Seider: RB (Field)
 Bruce Tall: DL (Press Box)

WVU vs. 2015 Slate

- ▶ West Virginia owns a 53-46-2 record against its 2015 opponents.
- ▶ The Mountaineers have winning records over Georgia Southern, Iowa State, Kansas, Liberty, Maryland, Oklahoma State and Texas Tech and are even in their series with Baylor, and Texas.

2015 Opponent	Series Record
Baylor	2-2
Georgia Southern.....	1-0
Iowa State.....	2-1
Kansas.....	3-1
Kansas State	1-4
Liberty	2-0
Maryland	28-22-2
Oklahoma.....	2-6
Oklahoma State	5-3
TCU	2-3
Texas.....	2-2
Texas Tech	3-2

Mountaineer Energizers

- ▶ When looking at career plays logged by Mountaineer players, 20 players have seen action on more than 1,000 plays, eight players with more than 2,000 and one with more than 3,000.
- ▶ Leading the group in career plays are senior safety Karl Joseph, who recorded 3,388 plays over his career, 2,980 defensive plays and 408 on special teams. Senior linebacker Nick Kwiatkoski has been used on 2,563 plays, 2,171 on defense and 392 on special teams. Senior tight end Cody Clay has seen action on 2,545 plays, 1,811 on offense and 734 on special teams.

Looking at the Numbers

- ▶ The Mountaineer offense has seen action on 662 plays in 2015 and 585 by the defense.
- ▶ Of WVU's 662 offensive plays, three players have registered more than 600 offensive plays, four players who have seen action on more than 500 plays, seven players saw action on more than 400 and 13 with more than 300 offensive plays.
- ▶ Marquis Lucas (648), Tyler Orlosky (629), Skyler Howard (625), Adam Pankey (576) and Kyle Bosch (508) lead the offense.
- ▶ Of WVU's 585 defensive plays, four players were used on 500 or more plays, eight players recorded more than 400 plays and 12 were used on more than 300 plays.
- ▶ Dravon Askew-Henry leads the defense, seeing action on 581 plays, KJ Dillon on 555, Darly Worley on 534 and Nick Kwiatkoski on 520.

Average Per Down

- ▶ Here's a breakdown of how the 2015 West Virginia offense has operated on first, second, third and fourth down:
- ▶ On first down, the Mountaineers have run 297 plays and gained 1,645 yards for a 5.5 average. On second down, the Mountaineers have run 220 plays for 1,168 yards and a 5.3 average. On third down, the Mountaineers have run 129 plays for 778 yards and a 6.0 average gain. West Virginia has run 16 fourth down plays in 2015, gaining 98 yards for a 6.1 average on fourth down.
- ▶ WVU's touchdowns have come 15 times on first down (9 rushing/6 passing), eight times on second down (2 rushing/6 passing), seven times on third down (3 rushing/4 passing), and one touchdown on fourth down (1 rushing/0 passing).

Offensive Analysis

- ▶ Breaking down the West Virginia offensive numbers for the 2015 season shows that the Mountaineers have run a total of 662 plays, 396 coming on the ground and 266 through the air. The rushing game has totaled 1,761 yards for an average of 4.4 yards per carry and 15 touchdowns. The passing attack has totaled 1,928 yards, 16 touchdowns and an average of 13.1 yards per completion.
- ▶ Combine the two and the Mountaineers have turned in 3,689 yards of total offense, 31 touchdowns, an average of 5.6 yards per play, and an average of 32.4 points per game.
- ▶ Deeper analysis shows that the Mountaineer offense has gained 94 first downs by the run and 82 via the pass. On average, West Virginia has totaled 220.1 yards per game on the ground, 241.1 yards per game passing and 461.1 yards per game of total offense.

Against Ranked Teams

- ▶ Beginning with a 27-0 loss to Fordham on Oct. 18, 1941, West Virginia has played 147 games against nationally ranked teams. Of those, 41 have been Mountaineer victories.
- ▶ Since 2001, WVU has posted 19 victories over ranked teams.



Scoring 20 or more in a quarter

- ▶ West Virginia scored 21 points in the first quarter against Maryland, marking the first time in 2015 in which WVU scored at least 20 points in a quarter.
- ▶ WVU has scored 20 or more points in a quarter 49 times since 2001 and has done it in two quarters of a game eight different times.

Game	Year	Points	Quarter
Maryland	2015	21	1st
Texas A&M	2014	20	1st
Iowa State	2014	20	2nd
Towson	2014	21	2nd
Baylor	2013	21	4th
Georgia State	2013	21	4th
Kansas	2012	21	2nd
TCU	2012	21	2nd
Baylor	2012	21	3rd
Baylor	2012	21	2nd
James Madison	2012	21	1st
Marshall	2012	21	3rd
Marshall	2012	21	2nd
vs. Clemson	2011	35	2nd
Connecticut	2011	23	3rd
Bowling Green	2011	21	2nd
Norfolk State	2011	28	3rd
UNLV	2010	21	1st
Auburn	2009	21	1st
North Carolina	2008	21	1st
Louisville	2008	21	3rd
UConn	2008	21	3rd
UConn	2007	21	4th
UConn	2007	21	3rd
Miss. State	2007	28	1st
at Marshall	2007	21	3rd
at Marshall	2007	21	4th
W. Michigan	2007	21	3rd
vs. Ga. Tech	2006	21	3rd
Cincinnati	2006	21	2nd
Cincinnati	2006	21	3rd
Syracuse	2006	21	3rd
at Miss. State	2006	21	4th
Maryland	2006	21	1st
vs. Georgia	2005	21	1st
Pitt	2005	21	4th
UConn	2005	21	2nd
at Maryland	2005	24	4th
James Madison	2004	21	2nd
East Carolina	2004	28	2nd
Temple	2003	21	1st
at East Carolina	2003	20	2nd
at East Carolina	2003	21	3rd
at Temple	2002	21	1st
UT-Chattanooga	2002	21	2nd
UT-Chattanooga	2002	21	4th
Rutgers	2001	28	1st
Rutgers	2001	31	2nd
Kent State	2001	21	3rd



Sklyer HOWARD

Marcell LAZARD

West Virginia OFFENSE

- ▶ WVU's offensive roster includes 14 true freshmen, 13 redshirt freshmen, eight redshirt sophomores, three juniors, eight redshirt juniors, one senior and five redshirt seniors
- ▶ Offensively, 20 players were used against Texas Tech, including one quarterback, six offensive linemen, three running backs, eight receivers and two tight ends
- ▶ Sklyer Howard and four offensive linemen saw action on all 81 plays against Texas Tech and Kyle Bosch was used on 65 plays
- ▶ Four offensive players made their first starts against Georgia Southern: Yodny Cajuste (OL), Kyle Bosch (OL), Jovon Durante (WR) and Shelton Gibson (WR), Devonte Mathis (WR) saw his first start against Maryland; Elijah Wellman his first at Oklahoma; Marcel Lazard made his first start against Texas Tech.
- ▶ Three true freshmen played their first game in a WVU uniform in 2015: Jovon Durante (WR), Gary Jennings (WR) and David Sills (WR)
- ▶ Five redshirt freshman have seen their first offensive action: Amanii Brown (OL), Yodny Cajuste (OL), William Crest (QB), Jonathan Haynes (OL) and Donte Thomas-Williams (RB)
- ▶ In the Holgorsen era, WVU has thrown for 300 or more yards 31 times, 400 or more 10 times and 500 or more twice
- ▶ The top games for amount of plays during the Holgorsen era:
 1. 108 - Maryland (2014)
 2. **98 - Oklahoma State (2015)**
 3. **96 - Maryland (2015)**
 - 96 - Towson (2014)
 - 94 - Texas Tech (2014)
 - 91 - Texas Tech (2012)
 - 91 - Oklahoma State (2012)
 - 90 - Texas (2014)
 - 90 - Oklahoma State (2013)
 - 90 - TCU (2012)
- ▶ The top games for total first downs in school history:
 1. **37 - Maryland (2015)**
 - 36 - Washington & Lee (1923)
 - 35 - Syracuse (1993)
 - 34 - Colorado State (1980)
 - 33 - Maryland (2014)
 - 33 - Towson (2014)
 - 33 - Baylor (2014)
 - 33 - Baylor (2012)

- ▶ In the Holgorsen era, WVU has rushed for 200 or more yards 17 times, 300 or more five times and 400 or more once
- ▶ The 17 rushing first downs vs. Texas Tech are the most since putting up 19 against Cincinnati in 2010
- ▶ The 16 passing first downs against Maryland are the most since 18 at Maryland in 2014
- ▶ The eight first downs by penalty were the most since having 10 against Baylor in 2014
- ▶ WVU is No. 20 nationally in rushing offense, No. 29 in total offense, No. 36 in passing yards per completion, No. 47 in passing offense
- ▶ When WVU has passed for 250 or more yards over the past 10 years, its record is 29-19 and 50-30 when passing for 200 or more yards.

300 or More Yards Passing (Last 10 years)

656	Baylor (2012)	70-63/W
511	Maryland (2014)	40-37/W
469	Connecticut (2011)	43-16/W
463	LSU (2011)	21-47/L
448	James Madison (2012)	42-12/W
431	Norfolk State (2011)	55-12/W
410	Louisville (2011)	35-28/L
407	Kansas (2012)	59-10/W
407	Clemson (2011)	70-33/W
401	Oklahoma State (2012)	55-34/L
388	at Maryland (2011)	37-31/W
376	Oklahoma (2014)	45-33/L
372	at Cincinnati (2011)	24-21/W
365	vs. Alabama (2014)	33-23/L
359	Georgia Southern	44/0/W
	Georgia State (2013)	41-7/W
355	Towson (2014)	54-0/W
356	Iowa State (2013)	44-52/L
352	Rutgers (2010)	35-10/W
346	Texas A&M (2014)	45-37/L
338	Maryland (2012)	31-21/W
338	at Syracuse (2011)	49-23/L
334	East Carolina (2009)	35-20/W
332	North Carolina (2008)	31-30/W
323	Marshall (2012)	69-34/W
322	Baylor (2014)	41-27/W
320	Oklahoma (2012)	50-49/L
316	Marshall (2010)	24-21/W (OT)
313	Liberty (2015)	41-17/W
310	Kansas State (2012)	26-20/L
302	Kansas (2014)	33-14/W
302	Auburn (2009)	30-41/L
301	Texas Tech (2014)	37-34/W

Bold = Holgorsen Era



Shelton GIBSON

Jovon DURANTE

West Virginia OFFENSE

- ▶ Skyler Howard's 21 completions against Liberty and Maryland matched his career high, first set at Iowa State in 2014
- ▶ Against Maryland, Howard completed 21-of-33 passes, 63.6 percent, marking his third highest completion percentage as the starter
- ▶ Howard threw for a career high 359 yards against Georgia Southern
- ▶ His four TD passes at Baylor tied his career high and was his sixth game with multiple TD passes as the starting quarterback (6/8)
- ▶ Howard is No. 27 nationally in passing yards per completion, No. 30 in passing touchdowns, No. 31 in points responsible for per game, No. 34 in points responsible for, No. 36 in total offense and No. 39 in passing yards per game.
- ▶ In the Big 12, Howard is No. 6 in points responsible for, points responsible for per game, passing touchdowns, passing yards per completion, total offense, passing yards, average passing ypg and passing TDs
- ▶ Howard has completed 22 passes of 20 yards or more, 13 of more than 30 yards, nine of 40 or more and four of more than 50 yards
- ▶ Howard attempted 179 passes in his WVU career before throwing his first interception against Maryland off of a tipped pass
- ▶ Howard completed a 70-yard touchdown pass to Shelton Gibson at Baylor, marking the longest passes he has completed in 2015
- ▶ Howard is WVU's third-leading rusher in 2015 with 256 yards on 105 carries
- ▶ Howard's 50-yard touchdown run at Oklahoma marked his career long, his first career rushing touchdown and WVU's second longest run of the season
- ▶ Howard has 33 rushes for five yards or more, 10 carries of 10 yards or more and two for more than 20 yards
- ▶ Howard's 16 touchdown passes are tied for No. 11 on WVU's single-season list. His next touchown pass ties him for No. 9 and two will move him into a tie for No. 8
- ▶ William Crest Jr., completed 6-of-6 passes for 50 yards against Liberty and had a season long completion of 23 yards
- ▶ Crest Jr., had a season-high 28 rushing yards on three carries (9.3) against Maryland

2015 Home and Away

Rushing	Att-Yds-Avg	Avg/Gm
Home (4-1)	262-1,216-4.6	243.2
Away (0-3)	134-545-4.1	181.7
Passing	Comp-Att-Yds-TD-Int	Avg/Gm
Home (4-1)	96-156-1,306-10-4	261.2
Away (0-3)	51-110-622-6-5	207.3
Total Offense	Rush-Pass-Total	Avg/Gm
Home (4-1)	1,216-1,306-2,522	504.4
Away (0-3)	545-622-1,167	389.0
Rush Defense	Att-Yds-Avg	Avg/Gm
Home (4-1)	194-773-4.0	154.6
Away (0-3)	123-639-5.2	213.0
Pass Defense	Comp-Att-Yds-TD-Int	Avg/Gm
Home (4-1)	81-161-889-6-13	177.8
Away (0-3)	67-107-1,097-12-1	365.7
Total Defense	Rush-Pass-Total	Avg/Gm
Home (4-1)	773-889-1,662	332.4
Away (0-3)	639-1,097-1,736	578.7

West Virginia SPECIAL TEAMS

- ▶ John DePalma (LS), Josh Lambert (K) and Nick O'Toole (P) lead the WVU special teams
- ▶ Josh Lambert was a Lou Groza Award finalist in 2014 and holds the NCAA record for most field goals made of 40 yards or more in a season (16)
- ▶ Lambert tied the NCAA season record in 2014 for most contests with multiple field goals made in a game (10) and tied the mark for most with three field goals made in a game (6)
- ▶ Lambert was the No. 2 kicker in the nation in scoring (135) in 2014
- ▶ Lambert had the most field goals made nationally in 2014 (30)
- ▶ Lambert finished No. 1 in the Big 12 and No. 1 nationally in field goals made per game in '14
- ▶ In 2015, Lambert is No. 8 in the conference and No. 82 nationally in field goal percentage
- ▶ Lambert is No. 3 in the Big 12 and No. 40 nationally in field goals made per game
- ▶ Lambert is tied for No. 3 in the Big 12 in total field goals made
- ▶ Lambert is No. 7 in Big 12 overall scoring and is No. 5 in Big 12 scoring by kickers
- ▶ Lambert has made 58 career field goals and is tied for No. 2 on WVU's all-time list
- ▶ Punter Nick O'Toole ranks No. 1 in the Big 12 and No. 7 nationally in punting
- ▶ O'Toole's long punt of the year is 65 yards vs. Georgia Southern
- ▶ O'Toole's best punting average on the season is 49.7 yards vs. Liberty
- ▶ West Virginia ranks No. 2 in the conference and No. 17 nationally in net punting
- ▶ West Virginia ranks No. 6 in the conference in kickoff return defense
- ▶ West Virginia ranks No. 1 in the Big 12 and No. 12 nationally in kickoff returns
- ▶ WVU's highest national ranking in special teams is No. 12 in kickoff returns, followed by No. 17 in net punting returns
- ▶ Highest Big 12 ranking is No. 1 in kickoff returns, followed by No. 2 in net punting
- ▶ WVU special teams converted a 4th-and-12 for a first down against Maryland, when Nick O'Toole rushed for 13 yards on a fake punt
- ▶ KJ Dillon, Shelton Gibson, Karl Joseph, Jovon Durante and Gary Jennings have recorded returns so far in 2015. Long is Gibson's 100 yard kickoff return for a touchdown at Baylor followed by Durante's 43-yard kickoff return vs. Baylor

NCAA All-Time Leaders By Victories

Team	Years	Games	Record	Pct.
1. Michigan	136	1,286	921-329-36	.730
2. Notre Dame	127	1,237	886-309-42	.733
3. Texas	123	1,265	883-349-33	.711
4. Ohio State	126	1,250	878-319-53	.723
5. Nebraska	127	1,280	876-364-40	.700
6. Alabama	121	1,222	855-324-43	.717
7. Oklahoma	122	1,225	855-317-53	.719
8. Penn State	130	1,273	854-378-41	.686
9. Tennessee	119	1,234	814-367-53	.681
10. USC	124	1,192	808-328-54	.700
11. Georgia	123	1,247	781-413-54	.647
12. LSU	123	1,213	766-401-47	.650
13. Auburn	124	1,207	736-425-47	.629
14. West Virginia	123	1,246	723-479-45	.598
15. Syracuse	127	1,275	709-517-49	.575



On Network Television

- ▶ The ESPN telecast of the WVU-Texas game marks the 220th network television game for West Virginia. All-time WVU is 109-109-1 in nationally televised games.

Most Total Wins Over The Last 13 Years (2003-15)

Rk.	School	Wins
1.	Boise State	144
2.	Oklahoma	133
3.	LSU	131
4.	USC	128
5.	Ohio State	125
	Oregon	125
7.	TCU	124
8.	Wisconsin	123
9.	Georgia	121
10.	Virginia Tech	118
11.	Texas	117
	Florida	117
13.	Auburn	113
	Utah	113
	Clemson	113
16.	Northern Illinois	111
17.	BYU	110
18.	Missouri	108
	West Virginia	108
	Nebraska	108

Best Winning Percentage Away From Home (Road or Neutral) Over The Last 13 Years (2003-15)

Rk.	School	W-L	Winning %
1.	USC	64-19	.771
2.	Boise State	63-21	.750
3.	Ohio State	45-16	.738
4.	Texas	59-22	.728
5.	TCU	59-23	.717
6.	LSU	53-23	.697
7.	Oregon	55-26	.679
8.	Oklahoma	53-27	.663
9.	Georgia	53-30	.639
10.	Florida	50-31	.617
11.	Navy	52-34	.605
12.	Virginia Tech	50-34	.595
13.	West Virginia	43-32	.573
14.	Auburn	38-32	.543
15.	Boston College	39-39	.500

Best Home Winning Percentage Over The Last 13 Years (2003-15)

Rk.	School	W-L	Winning %
1.	Boise State	78-3	.963
2.	Ohio State	84-8	.913
3.	Oklahoma	73-8	.901
4.	LSU	80-11	.879
5.	Wisconsin	77-11	.875
6.	Georgia	63-12	.840
7.	TCU	66-13	.835
8.	USC	66-14	.825
9.	Florida	68-17	.800
10.	Virginia Tech	64-17	.790
11.	West Virginia	63-20	.759
12.	Iowa	57-19	.750
13.	Texas	60-21	.741
14.	Troy	45-18	.714
15.	Texas Tech	58-24	.707



DavidSILLS

CodyCLAY

Offensive Notes Continued

- ▶ Crest Jr., scored the second rushing touchdown of his career against Georgia Southern
- ▶ Wendell Smallwood is averaging a team-high 119.2 yards per game rushing, 6.7 yards per carry and has scored a team-high six rushing touchdowns
- ▶ Smallwood ran for a game-high and career-high 163 yards vs. Texas Tech, marking the fifth 100-yard game in the past six games and seventh of his career
- ▶ Smallwood's three straight 100-yard rushing performances are the first time a WVU player has rushed for 100 or more yards in three consecutive games since Noel Devine did so in the first three games of the 2010 season
- ▶ Smallwood's 163 yards against TTU is his career-best and his two touchdowns against Liberty in 2015 also are his career best
- ▶ Smallwood had two rushing touchdowns against Liberty, his first multiple rushing touchdown game
- ▶ Smallwood is ranked No. 2 in the Big 12 in rushing yards per carry and No. 10 nationally
- ▶ Smallwood is No. 10 in the Big 12 in rushing touchdowns and No. 14 nationally in rushing yards per game and No. 24 in rushing yards
- ▶ Smallwood ranks No. 6 in the Big 12 in all-purpose yards and No. 27 nationally
- ▶ Smallwood leads WVU in all-purpose yards per game with 1,072 total yards and is averaging 134.0 yards per game
- ▶ Rushel Shell ran for a game-high 111 yards and two touchdowns against Texas Tech, marking his first 100-yard rushing performance and multiple touchdown game since Texas Tech in 2014
- ▶ Shell's two touchdowns against Texas Tech marked his fifth of the season and 12th of his career
- ▶ Shell is WVU's second-leading rusher with 437 yards on 109 carries and five touchdowns
- ▶ Shell is No. 11 in the Big 12 rushing yards per carry and No. 14 in rushing yards per game
- ▶ WVU has spread the ball to 16 receivers this season with six of the receivers having 10 or more catches for the eight games
- ▶ Gibson has scored a touchdown in six of the eight games this season
- ▶ Gibson is ranked No. 5 nationally in yards per reception, No. 20 in receiving touchdowns and No. 49 in receiving yards per game
- ▶ Gibson's 70-yard touchdown at Baylor marked the longest pass reception of his career and WVU's longest of the season
- ▶ Gibson's 118 receiving yards against Maryland marked WVU's 165th 100-yard receiving game in school history
- ▶ Gibson is No. 2 for WVU in all-purpose yardage, averaging 106.0 yards per game
- ▶ Gibson leads West Virginia in receiving yards, with 576 on 25 catches, averaging 23.0 yards per catch and a team-high seven touchdowns
- ▶ Nine of Gibson's catches went for 25 or more yards and seven of the 25 have been for TDs
- ▶ Gibson had six catches for 118 yards and two touchdowns against Maryland, marking his first multiple touchdown game, his career high in catches and second 100-yard game
- ▶ Gibson is No. 3 in the Big 12 in receiving touchdowns, No. 6 in receiving yards
- ▶ Daikiel Shorts is WVU's second-leading receiver with 23 catches for 282 yards and two touchdowns
- ▶ Jovon Durante finished with a game-high and season-high seven catches against Liberty
- ▶ Durante is third on the team in receiving yards (268) and fourth in receptions (19)
- ▶ Durante is No. 17 in the Big 12 in receiving touchdowns and No. 19 in yards per reception
- ▶ Durante's 41-yard touchdown reception against Georgia Southern was his first career catch, making him the first player since Dante Campbell (2012) and KJ Myers (2012) to score a touchdown on his first career reception
- ▶ Receivers Jovon Durante and Shelton Gibson finished with 121 and 130 yards against Georgia Southern, respectively, marking the 21st time WVU has had double 100-yard receivers in a game
- ▶ That game for Durante and Gibson marked the first time in WVU history that two players finished with 100 or more receiving yards in their first career starts in the same game
- ▶ Smallwood is third on the team with 20 receptions, and Jordan Thompson is fifth with 16 receptions.
- ▶ Ka'Raun White had a career-high and game high five catches for 80 yards against Texas Tech



Kyle ROSE

Jared BARBER

West Virginia DEFENSE

- ▶ WVU used 19 defensive players against Texas Tech; five defensive linemen, seven linebackers, four cornerbacks and three safeties
- ▶ Five players saw action on all 78 defensive plays against Texas Tech; six players with more than 70 plays and eight with more than 60 plays
- ▶ Six defensive players have seen their first action at WVU in 2015; Rasul Douglas (CB), Jaleel Fields (DL), Larry Jefferson (DL), CJ Maduewesi (DL), Khairi Shariff (CB) and Shane Commodore (S)
- ▶ WVU is No. 6 nationally in interceptions (14), and No. 27 in turnovers gained (17)
- ▶ WVU is No. 19 nationally in third down defense, holding its opponents to 31 percent (36/115) for the 2015 season
- ▶ WVU is No. 27 nationally in turnovers gained (17), surpassing the amount of turnovers gained during the entire 2014 season in just five games in 2015
- ▶ WVU is No. 55 in turnover margin and No. 35 in tackles for loss
- ▶ WVU has held its opponent to under 300 yards passing five times in 2015 and 13 times in the past 21 games
- ▶ After giving up 301 rushing yards to OU in 2014, the WVU defense held the Sooners to 107 rushing yards, second lowest in 2015
- ▶ Liberty was held to 92 yards rushing, the fifth time over the past two years that WVU has held its opponent under 100 yards rushing
- ▶ West Virginia held Baylor to 30.8 percent (4/13) and Oklahoma to 18.1 percent on third down attempts (2/11), keeping five of eight 2015 opponents under 32 percent
- ▶ WVU's defense has held its opponents to 25.5 percent (13/51) in third down conversions in the second half in 2015; 36.5 percent (23/63) in the first half
- ▶ During the past two seasons, WVU has held its opponent to under 35 percent on third down 17 times; under 30 percent 10 times
- ▶ The WVU defense held Georgia Southern to only two pass completions
- ▶ The WVU defense forced Georgia Southern into three-and-outs on seven of 13 drives and Maryland on eight of 15 drives.
- ▶ WVU has posted six or more tackles for loss in seven of the eight games in 2015
- ▶ WVU has 14 interceptions in 2015, the most since having 17 in 2009

- ▶ West Virginia had a season high nine tackles for loss against Georgia Southern and Maryland
- ▶ The defense held the Eagles to 29 passing yards, the fifth fewest passing yards allowed in school history
 1. 0 - Pitt (1981)
 2. 21 - Ohio (1987)
 3. 24 - Penn State (1980)
 4. 27 - Rutgers (2001)
- ▶ **5. 29 - Georgia Southern (2015)**
- ▶ WVU has held its opponent to under 400 yards of total offense 10 times in the past two years
- ▶ The 224 yards given up by the defense against Georgia Southern is the fewest total yards given up since holding Kansas to 176 yards in 2014
- ▶ WVU is the eighth college football team since 2000 to have 13 or more interceptions in the first five games of a season (2015)
- ▶ The Mountaineers tied a school record, finishing with five interceptions against Maryland. WVU last had five INTs in a 28-20 win at Cincinnati in 1990.
- ▶ That also marked the fifth time in school history that WVU had five interceptions in a game
- ▶ Nick Kwiatkoski leads WVU with 53 tackles and is tied for third with 6.0 tackles for loss
- ▶ Kwiatkoski is No. 11 in the Big 12 in fumbles recovered and No. 14 in tackles
- ▶ KJ Dillon is the second leading tackler on the WVU defense with 41 tackles, including 32 solo stops, has a team-high 7.5 tackles for loss, five pass breakups, an interception and a forced fumble
- ▶ Dillon is tied for No. 15 in the Big 12 in passes defended (.75) and No. 15 in tackles for loss
- ▶ Dravon Askew-Henry is third on the WVU defense with 38 tackles and has an interception and assisted on a tackle for loss
- ▶ Askew-Henry's second-quarter interception against GSU was the third of his career
- ▶ Jared Barber is second on the WVU defense with seven tackles for loss, fourth in tackles with 37 and has 1.5 sacks.
- ▶ Barber is tied for No. 11 in the Big 12 in tackles for loss
- ▶ Shaq Petteway is the fifth-leading tackler for WVU with 36 and is tied for second in sacks (2), has six tackles for loss and a PBU

Comparing the Two (Big 12 Statistics)

	WVU	TEXAS
Scoring Offense	6	8
Rushing Offense	3	5
Scoring Defense	5	6
Rushing Defense	6	7
Passing Offense	6	10
Total Offense	6	8
Passes Had Intercepted	6	1
Pass Defense	6	5
Total Defense	5	7
Kickoff Returns	1	9
Punt Returns	7	2
Net Punting	2	4
Passing Efficiency	6	7
Turnover Margin	6	3
Interceptions	1	6
Pass Eff. Defense	5	6
First Downs	6	T9
First Down Defense	3	8
Third Down Conv.	6	10
Opponent Third Down	2	9
Fourth Down Conv.	5	8
Opponent Fourth Down	5	9
Sacks By	9	3
Sacks Against	T5	7
Tackles for Loss	4	5
Tackles for Loss Allowed	10	9
Penalties	9	6
Possession Time	T4	9
Punt Return Defense	9	4
Kickoff Return Defense	2	8
Turnovers Gained	4	6
Fumbles Gained	10	5
Red Zone Offense	6	T-9
Red Zone Defense	8	10

- ▶ Daryl Worley leads the Big 12 in passes defended (12) and is ranked No. 12 nationally
- ▶ Worley had a career-best three pass breakups at Baylor; leads WVU with nine total
- ▶ Worley finished with his third interception against Texas Tech, ranking No. 2 on the WVU defense, tied for No. 4 in the Big 12 and is No. 34 nationally
- ▶ Terrell Chestnut is second on team in passes defended with two INTs and six PBUs
- ▶ Chestnut is No. 3 in the Big 12 in passes defended (1.14) and tied for No. 8 in the Big 12 in interceptions (2)
- ▶ Senior safety Karl Joseph sustained a knee injury on Tuesday, Oct. 6 and is out for the season
- ▶ At the time of his injury, Joseph ranked No. 1 nationally in INT (5), No. 17 in passes defended and tied for No. 40 in FR (1)
- ▶ At the time of his injury, Joseph was No. 1 in the Big 12 in INTs, and No. 2 in passes defended and tied for No. 5 in FR
- ▶ Joseph finished with three interceptions against Georgia Southern, pushing his career total to six. They were his first INTs since 2013.
- ▶ Joseph is the first Mountaineer to nab three interceptions in a game since Vann Washington did so in a 52-16 win over Louisiana Tech on Oct. 29, 2004.
- ▶ It also marked the third time in the modern era that a player finished with three interceptions in one quarter (Mike Slater at Kentucky, 1969 - 4th quarter and Jack Eastwood at Miami, 1973 - 4th quarter)
- ▶ The six turnovers forced by WVU against Maryland were the most since the Mountaineers forced eight vs. Rutgers (2001)



West Virginia Top Offensive Performances

Mountaineer Top Rushing Marks

1.	569	Washington & Lee	November 10, 1923
2.	536	East Carolina	September 28, 2002
3.	517	Connecticut	November 24, 2007
4.	478	East Carolina	September 4, 2004
5.	457	Syracuse	October 14, 2006
6.	458	Oklahoma	November 17, 2012
7.	451	Pitt	November 24, 2005
8.	446	Syracuse	October 30, 1993
	446	Rutgers	November 3, 2001
10.	437	Pitt	November 16, 2006
11.	427	Cincinnati	October 17, 1987
12.	397	East Carolina	September 22, 2007
13.	394	Eastern Washington	September 9, 2006
14.	382	Georgia	January 2, 2006
15.	379	Washington & Lee	November 10, 1923
	379	East Carolina	November 7, 1992
17.	378	Pitt	September 29, 1990
18.	376	West Virginia Wesleyan	October 1, 1938
	376	Louisville	November 22, 2008
20.	370	Cincinnati	October 21, 1989

Mountaineer Top Passing Marks

1.	656	Baylor	September 29, 2012
2.	511	Maryland	September 13, 2014
3.	469	UConn	October 8, 2011
4.	463	LSU	September 24, 2011
5.	452	Missouri	December 26, 1998
6.	448	James Madison	September 15, 2012
7.	431	Norfolk State	September 10, 2011
8.	416	Pitt	September 28, 1968
9.	410	Louisville	November 5, 2011

10.	409	Pitt	November 27, 1998
11.	407	Kansas	December 1, 2012
	407	Clemson	January 4, 2012
13.	401	Oklahoma State	November 10, 2012
14.	396	Pitt	October 15, 1994
15.	390	Purdue	September 2, 1995
16.	388	Maryland	September 17, 2011
17.	380	Miami	October 24, 1998
18.	376	Oklahoma	September 20, 2014
19.	372	Cincinnati	November 12, 2011
20.	371	Rutgers	November 9, 1996
21.	365	Boston College	October 5, 1996
	365	Alabama	August 31, 2014

Mountaineer Top Total Offense

1.	807	Baylor	September 29, 2012
2.	778	Oklahoma	November 17, 2012
3.	694	Maryland	September 13, 2014
4.	674	Washington & Lee	November 10, 1923
5.	655	Marshall	September 1, 2012
6.	654	Syracuse	October 30, 1993
7.	647	Kansas	December 1, 2012
8.	643	Bowling Green	October 1, 2011
9.	641	Pitt	October 2, 1965
	641	Pitt	November 16, 2006
11.	627	Rutgers	November 3, 2001
12.	624	Connecticut	November 24, 2007
13.	623	Pitt	November 27, 1999
14.	621	East Carolina	September 4, 2004
15.	614	Temple	November 13, 1993
16.	606	Towson	September 6, 2014
17.	604	Georgia State	September 14, 2013

Charting Mountaineer Players of the Week

Game	O-Champ	D-Champ	ST-Champ	O-Scout	D-Scout	Big 12
Georgia Southern	Skyler Howard	Karl Joseph	Josh Lambert	David Sills	David Long	Karl Joseph
Liberty	Tyler Orlosky	Al Rasheed-Benton	Nick Meadows	Deonte Glover	Adam Shuler	
Maryland	Wendell Smallwood	Terrell Chestnut	Nick O'Toole	D.L. Knock	Antonio Crawford	
at Oklahoma	None	None	None	None	None	
Oklahoma State	None	None	None	None	None	
at Baylor	None	None	None	None	None	Shelton Gibson
at TCU	None	None	None	None	None	
Texas Tech	Wendell Smallwood	KJ Dillon	Sean Walters	Jacky Marcellus	David Long	
Texas						
at Kansas						
Iowa State						
at Kansas State						

West Virginia Bests

Rushing Yards	569 vs. Washington & Lee 1923
Passing Yards	656 vs. Baylor 2012
Total Yards	807 vs. Baylor 2012
Total First Downs	37 vs. Maryland 2015
Low Rushing Yards All	30 vs. Florida 1981
Low Passing Yards All	0 vs. Pitt 1981
Low Total Yards Allowed	14 vs. Maryland 1919
Fewest First Downs All	0 vs. Maryland 1919
Longest TD run	96 vs. N. Illinois 1986
Longest Non-TD Run	79 vs. Louisville 2008
Longest TD Reception	96 vs. Penn State 1973
Longest Non-TD Reception	84 vs. Miami 2003
Points (Game)	92 vs. Marshall 1916
Victory Margin	89 vs. Geneva 1951

West Virginia Bests - 2010 Decade

Rushing Yards	458 vs. Oklahoma '12
Passing Yards	659 vs. Baylor '12
Total Yards	807 vs. Baylor '12
Total First Downs	37 vs. Maryland '15
First Downs Rushing	19 vs. Cincinnati '10
First Downs Passing	23 vs. LSU '11
Low Rushing Yards All	10 vs. Maryland '10
Low Passing Yards All	29 vs. Ga. Southern '14
Low Total Yards Allowed	122 vs. Towson '14
Fewest First Downs All	7 vs. Towson '14
Fewest 1st Downs Rushing All	0 vs. Kansas St. '14
Fewest 1st Downs Passing All	2 vs. KU '13, GSU '15
Longest TD run	80 vs. Rutgers '11
Longest Non-TD Run	70 vs. Marshall '12
Longest TD Reception	87 vs. Baylor '12
Longest Non-TD Reception	75 vs. Okla. St. '12
Points (Game)	70 vs. Clemson '11, Baylor '12
Points (Half)	49 vs. Clemson '11 (First Half)
Points (Qtr)	35 vs. Clemson '11 (Second)
Victory Margin	54 vs. Towson '14

West Virginia Bests - Holgorsen Era

Rushing Yards	458 vs. Oklahoma '12
Passing Yards	656 vs. Baylor '12
Total Yards	807 vs. Baylor '12
Total First Downs	37 vs. Maryland '15
First Downs Rushing	17 vs. Texas Tech '15
First Downs Passing	23 vs. LSU '11
Low Rushing Allowed	1 vs. Kansas State '14
Low Passing Yards Allowed	29 vs. Ga. Southern '15
Low Total Yards Allowed	122 vs. Towson '14
Fewest 1st Downs Allowed	7 vs. Towson '14
Fewest 1st Downs Rushing All	0 vs. Kansas St. '14
Fewest 1st Downs Passing All	2 vs. KU '13, GSU '15
Longest TD run	80 vs. Rutgers '11
Longest Non-TD Run	70 vs. Marshall '12
Longest TD Reception	87 vs. Baylor '12
Longest Non-TD Reception	75 vs. Okla. St. '12
Points (Game)	70 vs. Clemson '11, Baylor '12
Points (Half)	49 (First Half) vs. Clemson '11
Points (Qtr)	35 (Second) vs. Clemson '11
Victory Margin	54 vs. Towson '14

2015 Big 12 Standings

	Big 12	Pct.	Overall	Pct.
Oklahoma State	6-0	1.000	9-0	1.000
Baylor	5-0	1.000	8-0	1.000
Oklahoma	5-1	.833	8-1	.889
TCU	5-1	.833	8-1	.889
Texas	3-3	.500	4-5	.444
Iowa State	2-4	.333	3-6	.333
Texas Tech	2-5	.286	5-5	.500
West Virginia	1-4	.200	4-4	.500
Kansas State	0-5	.000	3-5	.375
Kansas	0-6	.000	0-9	.000



Daryl **WORLEY**

Terrell **CHESTNUT**

Special Teams/Defensive Touchdowns Since 2000

- 2015**
Shelton Gibson 100 kickoff return at Baylor
- 2014**
KJ Dillon 35 interception return vs. Texas A&M
Terrell Chestnut 35 fumble recovery vs. TCU
Dravon Henry 52 interception return at Oklahoma State
Mario Alford 94 kickoff return vs. Kansas
Mario Alford 100 kickoff return vs. Alabama
- 2013**
Karl Joseph 38 fumble return vs. Iowa State
Karl Joseph 0 fumble return at Baylor
Darwin Cook 32 interception return at Baylor
Ishmael Banks 58 interception return vs. Oklahoma State
- 2012**
Tavon Austin 76 punt return vs. TCU
Tavon Austin 100 kickoff return vs. Kansas State
Doug Rigg 51 fumble return vs. Maryland
Isaiah Bruce 43 fumble return vs. Marshall
- 2011**
Darwin Cook 99 fumble return vs. Clemson
Pat Miller 52 interception return at USF
Tavon Austin 90 kickoff return at USF
Julian Miller 0 fumble recovery at Cincinnati
Terence Garvin 37 interception return at Maryland
Tavon Austin 100 kickoff return vs. Marshall
- 2009**
Sidney Glover 24 interception return at Rutgers
Tavon Austin 98 kickoff return vs. UConn
- 2008**
Mortty Ivy 29 interception return vs. Villanova
- 2007**
Reed Williams 0 fumble recovery vs. UConn
Eric Wicks 44 fumble return vs. Louisville
Keilen Dykes 19 interception return vs. Syracuse
- 2006**
Vaughn Rivers 50 punt return vs. Mississippi State
Darius Reynaud 96 kickoff return vs. Maryland
- 2005**
Jamille Addae 40 interception return vs. Pitt
Thandi Smith 1 punt return vs. Rutgers
Antonio Lewis 77 punt return vs. East Carolina
Eric Wicks 31 interception return vs. Syracuse
- 2004**
Mike Lorello 21 interception return vs. Connecticut
Eric Wicks 34 interception return vs. Virginia Tech
Adam Lehnortt 21 fumble return vs. James Madison
Adam Jones 76 punt return vs. East Carolina
- 2003**
Lance Frazier 64 punt return vs. Temple
Adam Jones 47 fumble return vs. Temple
Adam Jones 49 interception return vs. Boston College
Adam Jones 87 kickoff return vs. BC
Joe Hunter 0 punt return vs. UCF
- 2002**
Arthur Harrison 0 fumble recovery vs. East Carolina
Angel Estrada 43 interception return vs. Rutgers
- 2001**
Shawn Terry 100 kickoff return vs. Maryland
Shawn Hackett 10 fumble return vs. Rutgers
Shawn Hackett 50 interception return vs. Rutgers
- 2000**
Grant Wiley 22 interception return vs. Boston College
Shawn Hackett 41 interception return vs. Boston College
Grant Wiley 15 interception return vs. Idaho
Ben Meighan 36 fumble return vs. VT
Shawn Terry 100 kickoff return vs. Syracuse
Bryant 49 interception return vs. Rutgers
Jason Davis 0 fumble return vs. East Carolina
Shawn Terry 89 kickoff return vs. Pitt
Lance Frazier 32 interception return vs. Pitt
Shawn Terry 99 kickoff return vs. Ole Miss

Pronunciation Guide

LAST NAMES

Arndt (Darren/Justin).....	like Yarn-dt
Cajuste (Yodny).....	ka-JUST
Chugunov (Chris).....	chug-uh-nov
DePalma (John).....	da-Palm-uh
Durante (Jovon).....	durr-rant
Funderburke (DaeJuan).....	like Thunder-burk
Gross (Marvin).....	Grose
Kwiatkoski (Nick).....	quit - Cowski
Kyeremeh (Nana).....	Ky-rum
Lazard (Marcell).....	Lah-zard
Maduwesi (CJ).....	mad-do-a-wessy
Matteo (Tony).....	muh-TAY-O
Nwachukwu (Noble).....	wah-Chukwu
Orlosky (Tyler).....	or-Losk-E
Pegues (Xavier).....	pah-Geese
Petteway (Shaq).....	Pet-a-way
Rumph (Rick).....	rumpf
Seider (Ja'Shaun).....	Sy-der
Sharif (Khairi).....	share-EEF

FIRST NAMES

Amanii (Brown).....	ah-mon-E
Daikiel (Shorts).....	da-Keel
DaJuan (Funderburke).....	Dah-juan
Deamonte (Lindsay).....	Dee-a-monty
Dontae (Angus).....	Don-tay
Dravon (Henry).....	Dray-vaughn
Hodari (Christian).....	hoe-Darr-E
Jaleel (Fields).....	jah-leel
Ja'Shaun (Seider).....	Ja-Shaun
Jovon (Durante).....	Juh-vaughn
Ka'Raun (White).....	Cah-Ron
Khairi (Shariff).....	ka-harr-E
Rasul (Douglas).....	Ra-sewell
Rushel (Shell).....	rush-ell
Wendell (Smallwood).....	when-Dell
Xavier (Pegues).....	X-zay-vee-err

Online Pronunciation Guide

► A pronunciation guide provided by TheNameEngine.com also can be found at WVUsports.com on the football roster page. To hear a pronunciation of these names, click on the ear icon beside the name and a correct pronunciation will be provided.

NFL Mountaineers

► There are 21 former Mountaineers on NFL rosters in 2015, playing for 14 different teams.



Shaq Riddick	Arizona Cardinals
Ryan Mundy	Chicago Bears
Kevin White	Chicago Bears
Mario Alford	Cincinnati Bengals
Will Clarke	Cincinnati Bengals
Adam Jones	Cincinnati Bengals
Don Barclay	Green Bay Packers
Pat McAfee	Indianapolis Colts
J.T. Thomas	New York Giants
Geno Smith	New York Jets
Najee Goode	Philadelphia Eagles
Terence Garvin	Pittsburgh Steelers
Will Johnson	Pittsburgh Steelers
Dreamius Smith	San Diego Chargers
Mark Glowinski	Seattle Seahawks
Bruce Irvin	Seattle Seahawks
Tavon Austin	St. Louis Rams
Stedman Bailey	St. Louis Rams
Charles Sims	Tampa Bay Buccaneers
Keith Tandy	Tampa Bay Buccaneers
Quinton Spain	Tennessee Titans



Mountaineer 250-Yard Passing Games



Skyler HOWARD

A/C/Yds	Name	Opponent	Date
45/51/656	Geno Smith	Baylor	9/29/2012
37/49/511	Clint Trickett	Maryland	9/13/2014
38/65/463	Geno Smith	LSU	9/24/2011
27/45/450	Geno Smith	Connecticut	10/8/2011
34/50/429	Marc Bulger	Missouri	12/26/98
27/37/416	Mike Sherwood	Pitt	9/28/68
34/39/411	Geno Smith	James Madison	9/15/2012
31/44/410	Geno Smith	Louisville	11/5/2011
26/37/409	Marc Bulger	Pitt	11/27/98
23/24/407	Geno Smith	Kansas	12/1/2012
32/43/407	Geno Smith	Clemson	1/4/2012
16/39/396	Chad Johnston	Pitt	10/15/94
22/35/390	Chad Johnston	Purdue	9/2/95
36/49/388	Geno Smith	Maryland	9/17/2011
32/43/380	Marc Bulger	Miami	10/24/98
25/41/376	Clint Trickett	Oklahoma	9/20/2014
29/43/372	Geno Smith	Cincinnati	11/12/2011
20/34/371	Geno Smith	Norfolk State	9/10/2011
29/45/365	Clint Trickett	Alabama	8/30/2014
36/54/364	Geno Smith	Oklahoma State	11/10/2012
34/48/360	Oliver Luck	Syracuse	11/21/81
16/25/359	Skyler Howard	Georgia Southern	9/5/2015
25/41/359	Ford Childress	Georgia State	9/14/2013
21/37/356	Clint Trickett	Iowa State	11/30/2012
24/36/354	Marc Bulger	Navy	10/3/98
18/31/354	Chad Johnston	Boston College	10/5/96
23/28/352	Geno Smith	Rutgers	12/4/2010
25/40/353	Marc Bulger	Georgia Tech	12/29/97
35/40/348	Clint Trickett	Towson	9/6/2014

A/C/Yds	Name	Opponent	Date
26/43/348	Marc Bulger	Pitt	11/28/97
20/45/346	Skyler Howard	Texas A&M	12/29/2014
32/48/346	Marc Bulger	Miami	10/30/99
21/37/341	Bernie Galiffa	Penn State	10/28/72
30/43/338	Geno Smith	Maryland	9/22/2012
24/41/338	Geno Smith	Syracuse	10/21/2011
24/31/334	Jarrett Brown	East Carolina	9/12/2009
16/21/334	Chad Johnston	Rutgers	11/4/95
32/26/332	Pat White	North Carolina	12/27/2008
30/20/331	Marc Bulger	Pitt	11/27/99
32/36/323	Geno Smith	Marshall	9/1/2012
23/35/322	Clint Trickett	Baylor	10/18/2014
17/37/321	Jeff Hostetler	Oklahoma	9/11/82
20/35/320	Geno Smith	Oklahoma	11/17/2012
18/28/320	Allen McCune	Pitt	10/2/65
15/21/318	Brad Lewis	Mississippi	12/28/2000
32/45/316	Geno Smith	Marshall	9/10/2010
20/25/314	Oliver Luck	Temple	11/8/80
18/37/314	Bernie Galiffa	Pitt	11/4/72
20/28/312	Marc Bulger	Boston College	11/21/98
24/50/309	Clint Trickett	Oklahoma State	9/28/2013
21/34/309	Dan Kendra	Villanova	10/29/77
23/41/308	Darren Studstill	Miami, Fla.	10/31/92
20/33/306	Mike Sherwood	East Carolina	11/7/70
20/35/302	Clint Trickett	Kansas	10/4/2014
28/44/301	Clint Trickett	Texas Tech	10/11/2014
13/19/298	Bernie Galiffa	Virginia	9/23/72
15/21/297	Major Harris	Boston College	10/22/88
15/18/296	Allen McCune	William & Mary	9/25/65
21/33/294	Skyler Howard	Maryland	9/26/2015
20/25/293	Marc Bulger	Maryland	9/19/98
28/45/293	Dan Kendra	Syracuse	11/25/75
17/25/291	Chad Johnston	Missouri	10/1/94
12/20/290	Brad Lewis	East Carolina	11/18/2000
27/34/286	Brad Lewis	Kent State	9/22/2001
21/40/285	Skyler Howard	Iowa State	11/29/2014
19/37/285	Jeff Hostetler	Maryland	9/18/82
17/31/281	Bernie Galiffa	Syracuse	11/20/71
16/30/280	Kevin White	TCU	12/31/84
31/52/279	Brad Lewis	Maryland	9/29/2001
17/28/279	Jeff Hostetler	Rutgers	11/12/83
30/56/278	Geno Smith	Texas Tech	10/13/2012
17/28/274	Darren Studstill	Temple	11/13/93
18/29/273	Jeff Hostetler	Penn State	10/22/83
14/25/271	Rasheed Marshall	Syracuse	11/22/2003
15/19/270	Jake Kelchner	Maryland	9/13/93
12/20/269	Oliver Luck	Colorado State	9/13/80
25/35/268	Geno Smith	Texas	10/6/2012
19/29/268	Geno Smith	Maryland	9/18/2010
25/41/267	Clint Trickett	TCU	11/2/2013
11/18/267	Bernie Galiffa	Syracuse	11/18/72
29/16/266	Marc Bulger	Temple	10/23/99
17/27/265	Oliver Luck	Virginia Tech	10/17/81
21/26/263	Skyler Howard	Liberty	9/12/2015
32/54/260	Geno Smith	TCU	11/3/2012
16/32/259	Paul Millard	Texas	11/9/2013
13/28/257	Scott McBrien	Pitt	11/24/2000
15/31/257	Marc Bulger	Syracuse	11/7/98
14/20/257	Marc Bulger	Temple	10/10/98
21/32/257	Oliver Luck	East Carolina	10/31/81
17/35/256	Dan Kendra	Boston College	10/16/76
27/43/254	Clint Trickett	Texas Tech	10/19/2013
19/30/254	Richard Longfellow	Boston U.	10/11/58
21/36/253	Marc Bulger	Tulsa	9/26/98
13/31/252	Scott McBrien	Notre Dame	10/21/2000
12/23/250	Major Harris	Pitt	9/30/89
19/37/250	Jeff Hostetler	Penn State	10/23/82

Mountaineer 100-Yard Receivers

Name	Yards/Catches	Team/Year	Name	Yards/Catches	Team/Year
Stedman Bailey	303/13	Baylor/2012	Tavon Austin	123/12	Clemson/2012
Stedman Bailey	225/14	Oklahoma State/2012	Chris Henry	123/5	UCF/2003
Kevin White	215/13	Maryland/2014	Zach Abraham	122/3	Temple/1994
Mario Alford	215/8	Iowa State/2013	Tavon Austin	122/11	Maryland/2011
Tavon Austin	215/14	Baylor/2012	Jovon Durante	121/3	Georgia Southern/2015
Chris Henry	209/6	Syracuse/2003	Stedman Bailey	121/8	Syracuse/2012
Pat Greene	205/12	Pitt/1997	Tavon Austin	121/6	Rutgers/2010
Stedman Bailey	205/13	Oklahoma/2012	Ross Herron	121/7	Western Reserve/1950
Rahsaan Vanterpool	205/9	Pitt/1994	Chris Henry	119/4	Rutgers/2004
David Saunders	191/8	Boston College/1996	Shelton Gibson	118/6	Maryland/2015
Calvin Phillips	190/5	Cal-Fullerton/1988	Stedman Bailey	118/8	Louisville/2011
Oscar Patrick	190/10	Penn State/1968	Chris Henry	118/8	Boston College/2004
Shawn Foreman	189/11	Missouri/1998	Bob Dunlevy	118/4	Syracuse/1965
Tavon Austin	187/11	LSU/2011	Travis Garvin	117/3	Virginia Tech/2003
Zach Abraham	180/6	Pitt/1994	Phil Braxton	117/3	Pitt/2000
Tavon Austin	179/13	Maryland/2012	Antonio Brown	116/8	Kent State/2001
Antonio Brown	179/6	East Carolina/2000	Stedman Bailey	115/8	LSU/2011
Stedman Bailey	178/7	Connecticut/2011	Jock Sanders	115/12	Auburn/2009
David Saunders	178/11	Rutgers/1996	Shawn Foreman	115/5	Pitt/1998
Chris Henry	176/4	Rutgers/2003	Rahsaan Vanterpool	115/10	Ball State/1994
Kevin White	173/10	Oklahoma/2014	Steve Lewis	115/5	California/1978
Stedman Bailey	173/13	James Madison/2012	Danny Buggs	115/5	Pitt/1972
Mike Baker	172/8	Rutgers/1993	Tom Yeater	115/3	Oregon State/1962
Shawn Foreman	164/6	Rutgers/1996	J.D. Woods	114/13	Baylor/2012
Stedman Bailey	159/11	Kansas/2012	Calvin Phillips	114/4	Penn State/1988
Antonio Brown	156/6	Ole Miss/2000	Tavon Austin	113/11	James Madison/2012
Shawn Foreman	158/9	Miami/1998	Stedman Bailey	113/8	Maryland/2011
Khori Ivy	155/7	Temple/2000	Khori Ivy	113/6	Pitt/1998
Shawn Foreman	153/10	Boston College/1997	David Saunders	113/7	Syracuse/1996
Rahsaan Vanterpool	152/9	Boston College/1996	John Talley	113/4	Syracuse/1987
Willie Drewrey	152/6	TCU/1984	Oscar Patrick	113/7	Virginia Tech/1968
Gary Mullen	152/7	Virginia/1984	Oscar Patrick	113/5	Penn State/1967
Danny Buggs	151/6	Illinois/1973	Stedman Bailey	112/4	Bowling Green/2011
Lovett Purnell	149/8	Purdue/1995	Steve Lewis	112/7	Colorado State/1978
David Saunders	149/8	Rutgers/1995	Rahsaan Vanterpool	111/3	Louisiana Tech/1994
Rich Hollins	148/6	Virginia Tech/1981	Ed Hill	111/4	Temple/1993
Rich Hollins	148/8	Maryland/1981	Danny Buggs	111/4	Boston College/1973
Reggie Rembert	145/5	Pitt/1989	Oscar Patrick	111/7	Villanova/1968
Kevin White	143/9	Alabama/2014	Tavon Austin	111/4	Kansas/2012
Khori Ivy	142/9	Miami/1999	Darius Reynaud	110/5	East Carolina/2006
Cedric Thomas	142/7	Temple/1980	David Saunders	110/6	Syracuse/1998
Darrell Miller	141/8	Virginia/1981	Shawn Foreman	110/12	Georgia Tech/1997
Danny Buggs	140/6	William & Mary/1972	Rahsaan Vanterpool	110/8	Purdue/1996
Jerry Porter	139/3	Pitt/1999	Scott MacDonald	110/5	N.C. State/1975
Bob Dunlevy	139/5	William & Mary/1965	Jordan Thompson	109/6	Texas Tech/2014
Milt Clegg	139/8	Syracuse/1964	Devon Brown	109/4	Norfolk State/2011
Jim Braxton	138/5	East Carolina/1970	Jay Kearney	109/5	Penn State/1992
Terry Fairbanks	138/4	Boston U./1958	Rich Hollins	109/4	Maryland/1983
Mario Alford	136/7	Oklahoma State/2014	Oscar Patrick	109/5	Richmond/1968
Rahsaan Vanterpool	135/6	Temple/1995	Oscar Patrick	109/5	Villanova/1967
James Jett	135/5	Cincinnati/1990	Phil Braxton	108/2	Pitt/2002
Darius Reynaud	134/9	Marshall/2007	Phil Braxton	108/4	Virginia/2002
Lovett Purnell	134/3	Rutgers/1995	Antonio Brown	108/10	Maryland/2001
Reggie Rembert	134/5	Ball State/1989	Zach Abraham	107/7	South Carolina/1994
Kevin White	132/16	Texas/2014	Tavon Austin	106/7	Maryland/2010
Kevin White	132/8	Baylor/2014	Miquelle Henderson	106/5	Wisconsin/2002
Kevin White	132/6	Kansas/2014	Jay Kearney	106/4	Rutgers/1993
Chris Henry	132/5	Boston College/2003	Jay Kearney	106/5	Boston College/1993
Marshall Mills	132/7	Virginia/1972	Harvey Smith	106/4	Syracuse/1985
Mario Alford	131/11	Maryland/2014	Charles Becca	106/3	Temple/1948
Ivan McCartney	131/6	Connecticut/2011	Miquelle Henderson	105/8	Cincinnati/2002
Shelton Gibson	130/3	Georgia Southern/2015	Anthony Becht	105/5	East Carolina/1999
Kevin White	130/7	Baylor/2013	David Saunders	105/8	East Carolina/1996
Stedman Bailey	130/7	Syracuse/2011	Randy Swinson	105/7	Penn State/1977
Steve Slaton	130/6	Pitt/2006	Stedman Bailey	104/9	Marshall/2012
David Saunders	130/9	North Carolina/1996	Stedman Bailey	104/6	Cincinnati/2011
David Saunders	130/6	Purdue/1995	Jay Kearney	104/3	Maryland/1993
Ed Hill	130/9	Miami/1992	Reggie Rembert	104/5	Syracuse/1989
Cedric Thomas	130/7	Villanova/1977	John Talley	104/7	Syracuse/1986
Kevin White	129/7	Texas A&M/2014	Danny Buggs	103/8	Temple/1974
Greg Dykes	128/5	South Carolina/1989	Tavon Austin	102/10	Texas/2012
Tavon Austin	126/9	Cincinnati/2011	James Jett	102/5	Maryland/1990
Shawn Foreman	126/7	East Carolina/1997	Tavon Austin	102/10	Pitt/2011
Mike Baker	126/8	Maryland/1993	Mario Alford	101/7	Oklahoma/2014
Danny Buggs	126/7	Penn State/1972	Kevin White	101/10	Towson/2014
Bill Marker	126/5	Penn State/1953	Ivan McCartney	101/8	Maryland/2011
Jay Kearney	125/3	Missouri/1993	David Saunders	101/5	Temple/1998
Cedric Thomas	125/3	Colorado State/1980	James Jett	101/3	Louisiana Tech/1992
Nate Stephens	125/5	William & Mary/1971	Tavon Austin	101/11	TCU/2012
Jerry Porter	124/4	Georgia Tech/1997	Rich Hollins	101/3	Oklahoma/1982
Kevin White	123/13	Texas Tech/2014	Steve Lewis	101/5	Boston College/1976
			Richard Rader	101/3	Pitt/1965
			Darrell Miller	100/5	Florida State/1982
			Brad Starks	100/4	UNLV/2010



West Virginia Depth Chart

Career Games Played/Starts

	GP/GS	2015	2014	2013	2012
Cody Clay, r-Sr., TE/FB/WR	46/24	8/2	13/7	12/9	13/6
^Shaq Petteway, r-Sr., S/LB	46/7	8/6	13/1	0/0	13/0
Kyle Rose, r-Sr., DL	46/28	8/8	13/13	12/6	13/1
John DePalma, Sr., LS	45/0	7/0	13/0	12/0	13/0
Isaiah Bruce, r-Sr., LB	45/20	8/0	13/1	11/7	13/12
Jordan Thompson, Sr., WR	44/17	8/4	13/9	10/2	13/2
KJ Dillon, Sr., S	43/24	8/8	13/12	9/4	13/0
Nick Kwiatkowski, r-Sr., LB	43/32	8/8	13/13	10/10	12/1
Karl Joseph, Sr., S	42/42	4/4	13/13	12/12	13/13
KJ Myers, r-Sr., WR	41/2	8/0	12/0	12/2	9/0
Eric Kinsey, Sr., DL	40/4	8/0	9/0	10/3	13/1
*Jared Barber, r-Sr., LB	39/20	7/7	0/0	10/7	10/4
Rick Rumph, Sr., CB	38/1	7/1	13/0	9/0	9/0
Terrell Chestnut, r-Sr., CB	35/22	7/7	12/12	10/0	6/3
Christian Brown, r-Jr., DL	35/9	8/8	12/1	4/0	11/0
Jarrod Harper, r-Jr. S	33/4	8/4	13/0	12/0	--
Nick O'Toole, Sr., P	33/0	8/0	13/0	12/0	--
Daikiel Shorts, Jr., WR	33/19	8/7	13/4	12/9	--
Wendell Smallwood, Jr., RB	33/17	8/7	13/9	12/1	--
Josh Lambert, r-Jr., K	32/0	8/0	13/0	11/0	--
Marquis Lucas, r-Sr., OL	32/25	8/8	13/13	10/4	1/0
Tyler Orlosky, r-Jr., OL	32/24	8/8	13/13	11/3	--
Justin Arndt, r-Jr., LB	30/0	8/0	13/0	9/0	--
Noble Nwachukwu, r-Jr., DL	30/21	8/8	13/13	9/0	--
Daryl Worley, Jr., CB	30/24	8/8	11/11	11/5	--
Adam Pankey, r-Jr., OL	29/21	8/8	13/13	8/0	--
Jeremy Tyler, Jr., S	28/1	7/0	13/0	8/1	--
Sean Walters, r-Jr., LB	26/0	8/0	6/0	12/0	--
Nana Kyeremeh, r-Jr., CB	25/1	8/0	4/0	0/0	13/1
Devonte Mathis, r-Jr., WR	22/2	6/2	8/0	8/0	--
Al-Rasheed Benton, r-So., LB	21/1	8/1	13/0	--	--
Dravon Askew-Henry, So., S	21/21	8/8	13/13	--	--
Edward Muldrow, Sr., LB	20/10	7/2	13/8	--	--
Rushel Shell, r-Jr., RB	20/10	8/2	12/8	--	--
Elijah Wellman, r-So., RB/TE/FB	20/2	8/2	12/0	--	--
Shelton Gibson, r-So., WR	20/8	8/8	12/0	--	--
Darrien Howard, Sr., DL	20/0	8/0	8/0	4/0	--
Marvin Gross, r-So., LB	19/0	8/0	0/0	11/0	--
Vernon Davis, r-Jr., WR	17/0	1/0	10/0	6/0	--
Xavier Preston, So., LB	17/0	8/0	9/0	--	--
Jon Lewis, r-So., DL	13/0	5/0	8/0	--	--
Tony Matteo, r-Jr., OL	13/2	8/1	5/1	--	--
Grant Lingafelter, r-So., OL	12/0	7/0	5/0	--	--
Skyler Howard, Jr., QB	12/10	8/8	4/2	--	--
Stone Underwood, r-Sr., OL	11/0	7/0	4/0	--	--
Darren Arndt, r-Sr., DL	10/0	8/0	1/0	1/0	--
Marcell Lazard, r-So., OL	10/1	8/1	2/0	--	--
William Crest, Jr., r-Fr., QB	8/0	7/0	1/0	--	--
Kyle Bosch, r-So., OL	8/8	8/8	--	--	--
Jovon Durante, Fr., WR	8/7	8/7	--	--	--
Gary Jennings, Fr., WR	8/0	8/0	--	--	--
Khairi Shariff, r-Jr., CB	8/0	8/0	--	--	--
Larry Jefferson, Jr., DL	7/0	7/0	--	--	--
Yodny Cajuste, r-Fr., OL	6/6	6/6	--	--	--
Hodari Christian, r-So., LB	6/0	4/0	2/0	--	--
Ka'Raun White, r-So., WR	6/0	6/0	--	--	--
Rasul Douglas, Jr., CB	6/0	6/0	--	--	--
Mike Molina, r-So., K	5/0	3/0	2/0	--	--
Donte Thomas-Williams, r-Fr., RB	4/0	4/0	--	--	--
Amanii Brown, r-Fr., OL	4/0	4/0	--	--	--
Shane Commodore, r-So., S	4/0	4/0	--	--	--
Jaleel Fields, r-Fr., DL	3/0	3/0	--	--	--
Nick Meadows, r-So., LS	3/0	2/0	1/0	--	--
David Sills, Fr., WR	3/0	3/0	--	--	--
CJ Maduewesi, r-Fr., DL	2/0	2/0	--	--	--
Sylvester Townes, r-Jr., OL	2/0	2/0	--	--	--
Jacky Marcellus, r-So., RB	2/0	2/0	--	--	--

*Includes 2011 for Jared Barber (12/2)

^Includes 2011 for Shaq Petteway (13/0)

Offense

Position	No.	Name	Ht.	Wt.	Cl.	GP	GS	Hometown
WR (X)	1	Shelton Gibson	5-11	192	r-So.	20	8	Cleveland, Ohio
	2	Ka'Raun White	6-1	198	r-So.	6	0	Macungie, Pa.
LT	55	Yodny Cajuste	6-5	295	r-Fr.	6	6	Miami, Fla.
	57	Adam Pankey	6-5	312	r-Jr.	29	21	Hamilton, Ohio
LG	57	Adam Pankey	6-5	312	r-Jr.	29	21	Hamilton, Ohio
	56	Grant Lingafelter	6-5	314	r-So.	12	0	Chagrin Falls, Ohio
C	65	Tyler Orlosky	6-4	296	r-Jr.	32	24	Cleveland, Ohio
	59	Stone Underwood	6-4	298	r-Sr.	11	0	Brookhaven, Miss.
RG	*62	Kyle Bosch	6-5	310	r-So.	14	11	St. Charles, Ill.
	70	Tony Matteo	6-4	294	r-Jr.	13	2	Clinton, Ohio
RT	78	Marquis Lucas	6-4	315	r-Sr.	32	25	Miami, Fla.
	77	Marcell Lazard	6-5	306	r-So.	10	1	Bloomfield, N.J.
IR (Y)	6	Daikiel Shorts Jr.	6-1	201	Jr.	33	19	Clayton, N.J.
	10	Jordan Thompson	5-7	175	Sr.	44	17	Katy, Texas
WR (Z)	15	David Sills	6-3	202	Fr.	3	0	Wilmington, Del.
	5	Jovon Durante	6-0	165	Fr.	8	7	Hollywood, Fla.
QB	3	Skyler Howard	6-0	206	Jr.	12	10	Fort Worth, Texas
	16	William Crest Jr.	6-2	212	r-Fr.	8	0	Baltimore, Md.
TE/H	88	Cody Clay	6-4	262	r-Sr.	46	24	Alum Creek, W.Va.
	89	Darren Arndt	6-3	244	r-Sr.	10	0	Martinsburg, W.Va.
RB	7	Rushel Shell	5-10	224	r-Jr.	20	10	Hopewell, Pa.
	28	Elijah Wellman	6-2	234	So.	20	2	Huntington, W.Va.
HB	4	Wendell Smallwood	5-11	202	Jr.	33	17	Wilmington, Del.
	8	Donte Thomas-Williams	6-1	218	r-Fr.	4	0	Durham, N.C.

Defense

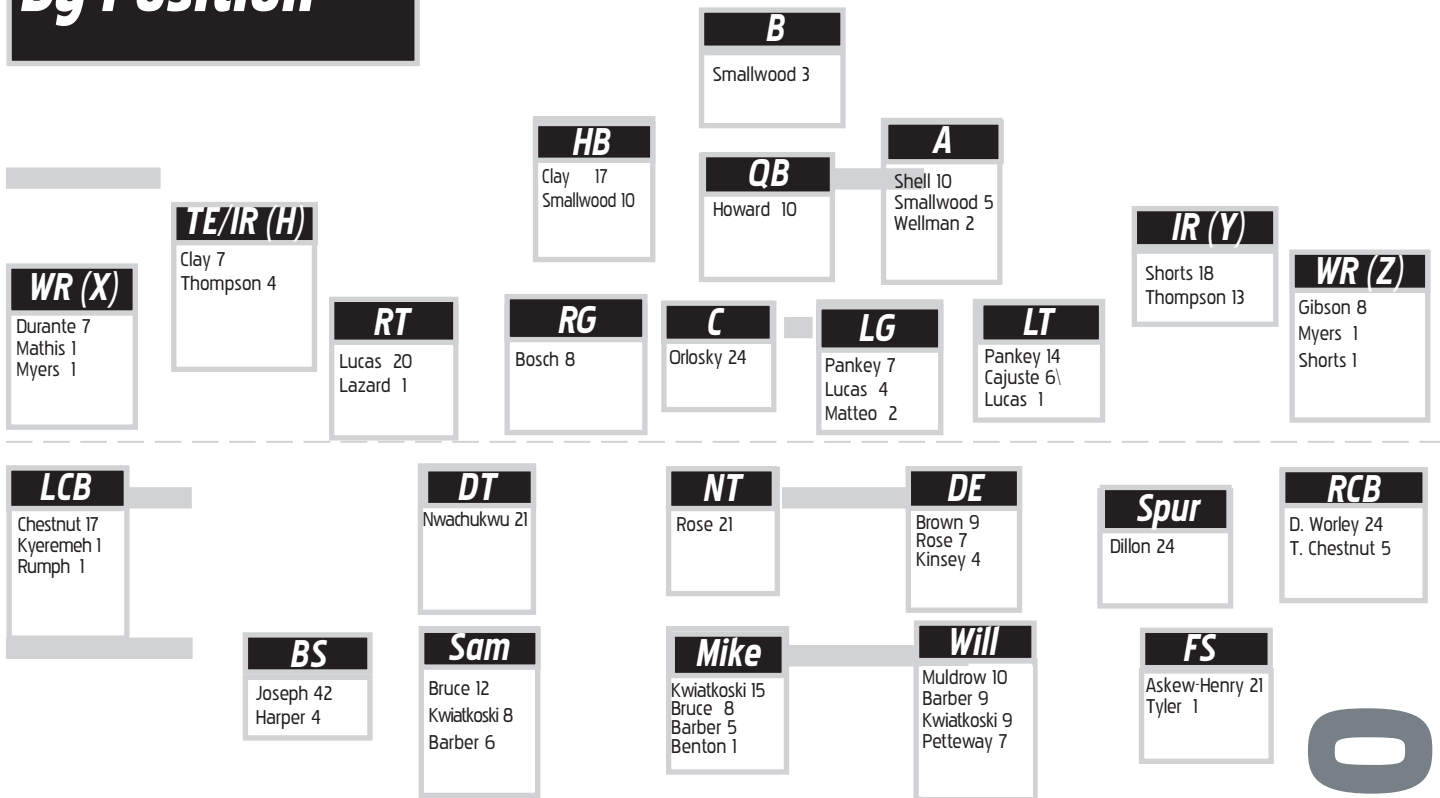
Position	No.	Name	Ht.	Wt.	Cl.	GP	GS	Hometown
DE	95	Christian Brown	6-2	290	r-Jr.	35	9	Fort Myers, Fla.
	45	Eric Kinsey	6-3	280	Sr.	40	4	Miami, Fla.
NT	93	Kyle Rose	6-4	295	r-Sr.	46	28	Centerville, Ohio
	49	Darrien Howard	6-1	300	Jr.	20	0	Dayton, Ohio
DE	97	Noble Nwachukwu	6-2	271	r-Jr.	30	21	Wylie, Texas
	92	Jon Lewis	6-3	270	r-So.	13	0	Morgantown, W.Va.
SAM	35	Nick Kwiatkoski	6-2	238	r-Sr.	43	32	Bethel Park, Pa.
	5	Xavier Preston	6-2	236	So.	17	0	Stuart, Fla.
MIKE	31	Isaiah Bruce	6-1	238	r-Sr.	45	20	Jacksonville, Fla.
	42	Jared Barber	6-0	232	r-Sr.	39	20	Mocksville, N.C.
	17	Al-Rasheed Benton	6-1	235	r-So.	21	1	Newark, N.J.
WILL	30	Justin Arndt	5-11	210	r-Jr.	30	0	Martinsburg, W.Va.
	36	Shaq Petteway	6-0	232	r-Sr.	46	7	Steubenville, Ohio
	20	Edward Muldrow III	6-3	210	Sr.	20	10	Snellville, Ga.
CB	7	Daryl Worley	6-1	202	Jr.	30	24	Philadelphia, Pa.
	3	Rick Rumph III	5-11	185	Sr.	38	1	Daytona Beach, Fla.
FS	6	Dravon Askew-Henry	5-11	202	So.	21	21	Aliquippa, Pa.
	38	Shane Commodore	6-0	208	r-So.	4	0	Morgantown, W.Va.
SPUR	9	KJ Dillon	6-1	209	Sr.	43	24	Apopka, Fla.
	24	Jeremy Tyler	5-11	206	Jr.	28	1	Lithonia, Ga.
BS	22	Jarrod Harper	6-1	211	r-Jr.	33	4	Frostburg, Md.
	24	Jeremy Tyler	5-11	206	Jr.	28	1	Lithonia, Ga.
CB	16	Terrell Chestnut	5-11	193	r-Sr.	35	22	Pottstown, Pa.
	14	Nana Kyeremeh	5-11	192	r-Jr.	25	1	Worthington, Ohio

Special Teams

Position	No.	Name	Ht.	Wt.	Cl.	GP	GS	Hometown
K	86	Josh Lambert	5-11	212	r-Jr.	32	0	Garland, Texas
	48	Mike Molina	5-8	176	r-So.	5	0	Hurricane, W.Va.
P	91	Nick O'Toole	6-3	216	Sr.	33	0	Corona, Calif.
	15	Billy Kinney	6-4	206	r-Fr.	0	0	Morgantown, W.Va.
LS	87	John DePalma	6-6	252	Sr.	45	0	Cumming, Ga.
	46	Nick Meadows	5-11	232	r-So.	3	0	Princeton, W.Va.
H	91	Nick O'Toole	6-3	216	Sr.	33	0	Corona, Calif.
	15	Billy Kinney	6-4	206	r-Fr.	0	0	Morgantown, W.Va.
KO	91	Nick O'Toole	6-3	216	Sr.	33	0	Corona, Calif.
	48	Mike Molina	5-8	176	r-So.	5	0	Hurricane, W.Va.
PR	9	KJ Dillon	6-1	209	Sr.	43	0	Apopka, Fla.
	12	Gary Jennings	6-1	206	Fr.	8	0	Stafford, Va.
KR	5	Jovon Durante	6-0	165	Fr.	8	0	Hollywood, Fla.
	9	KJ Dillon	6-1	209	Sr.	43	0	Apopka, Fla.

* - Bosch's Games Played/Started include Michigan numbers (6/3)

Career Starts By Position



2015 Offense Game-By-Game Starters

Game	WR (X)	TE/IR (H)	IR (Y)	WR (Z)	LT	LG	C	RG	RT	HB	RB	QB
Georgia Southern	Durante	---	Shorts	Gibson	Cajuste	Pankey	Orlosky	Bosch	Lucas	Smallwood	Shell	Howard
Liberty	Durante	Thompson	Shorts	Gibson	Cajuste	Pankey	Orlosky	Bosch	Lucas	Smallwood	---	Howard
Maryland	Mathis	Clay	Shorts	Gibson	Cajuste	Pankey	Orlosky	Bosch	Lucas	Smallwood	---	Howard
Oklahoma	Durante	Thompson	---	Gibson	Cajuste	Pankey	Orlosky	Bosch	Lucas	Smallwood	Wellman	Howard
Oklahoma State	Durante	Clay	---	Gibson	Cajuste	Pankey	Orlosky	Bosch	Lucas	Shell	Wellman	Howard
Baylor	Durante	---	Shorts	Gibson	Cajuste	Pankey	Orlosky	Bosch	Lucas	Smallwood	---	Howard
TCU	Durante	Thompson	Shorts	Gibson	Pankey	Matteo	Orlosky	Bosch	Lucas	Smallwood	---	Howard
Texas Tech	Durante	Thompson	Shorts	Gibson	Lucas	Pankey	Orlosky	Bosch	Lazard	Smallwood	---	Howard
Texas												
Kansas												
Iowa State												
Kansas State												

2015 Defense Game-By-Game Starters

Game	DE	NT	DE	Sam	Mike	Will	Spur	CB	FS	BS	CB
Georgia Southern	Brown	Rose	Nwachukwu	Kwiatkoski	Barber	Petteway	Dillon	Worley	Askew-Henry	Joseph	Chestnut
Liberty	Brown	Rose	Nwachukwu	Kwiatkoski	Benton	Petteway	Dillon	Worley	Askew-Henry	Joseph	Chestnut
Maryland	Brown	Rose	Nwachukwu	Kwiatkoski	Barber	Petteway	Dillon	Worley	Askew-Henry	Joseph	Chestnut
Oklahoma	Brown	Rose	Nwachukwu	Kwiatkoski	Barber	Petteway	Dillon	Worley	Askew-Henry	Joseph	Chestnut
Oklahoma State	Brown	Rose	Nwachukwu	Kwiatkoski	Barber	Petteway	Dillon	Worley	Askew-Henry	Harper	Chestnut
Baylor	Brown	Rose	Nwachukwu	Kwiatkoski	Barber	Petteway	Dillon	Worley	Askew-Henry	Harper	Chestnut
TCU	Brown	Rose	Nwachukwu	Kwiatkoski	Barber	Muldrow	Dillon	Worley	Askew-Henry	Harper	Chestnut
Texas Tech	Brown	Rose	Nwachukwu	Kwiatkoski	Barber	Muldrow	Dillon	Worley	Askew-Henry	Harper	Rumph
Texas											
Kansas											
Iowa State											
Kansas State											



Record Under Holgorsen

overall.....	32-27
playing at home.....	19-12
playing on the road.....	11-11
playing at a neutral site.....	2-4
vs. ranked opponents.....	6-14
in bowl games.....	1-2
in overtime.....	1-4
more than 7 days to prepare.....	12-9
in August.....	1-1
in September.....	14-4
in October.....	8-10
in November.....	6-10
in December.....	2-2
in January.....	1-0
outrushing opponent.....	21-6
when rushing for 200 yards.....	13-4
when rushing for 300 yards.....	4-1
outrushed by opponent.....	11-21
outpassing opponent.....	24-13
when passing for 300 yards.....	19-10
when passing for 400 yards.....	7-3
when passing for 500 yards.....	2-0
when passing for 600 yards.....	1-0
outpassed by opponent.....	8-14
when allowing 200 yards passing.....	18-21
when allowing 250 yards passing.....	12-16
when allowing 300+ yards passing.....	6-10
more total offense than opponent.....	27-9
when having 400+ total offense.....	26-14
when having 500+ total offense.....	16-5
when having 600+ total offense.....	7-1
when having 700+ total offense.....	1-1
when having 800+ total offense.....	1-0
same total offense as opponent.....	1-0
less total offense than opponent.....	4-18
when allowing 400+ total offense.....	12-20
when allowing 500+ total offense.....	2-11
committing fewer turnovers.....	13-6
committing more turnovers.....	10-18
turnovers are even.....	9-3
0-30:00 of time of possession.....	17-19
30:01-plus of time of possession.....	15-10
scoring first.....	28-7
opponent scores first.....	10-20
leading after the 1st quarter.....	17-7
trailing after the 1st quarter.....	9-19
tied after the 1st quarter.....	6-1
leading at halftime.....	24-5
trailing at halftime.....	7-19
tied at halftime.....	1-3
leading after the 3rd quarter.....	24-4
trailing after the 3rd quarter.....	6-23
tied after the 3rd quarter.....	2-0
scoring 0-10 points.....	32-27
scoring 11-20 points.....	32-24
scoring 21-30 points.....	31-19
scoring 31-40 points.....	29-10
scoring 41-plus points.....	16-3
opponent scores 0-10 points.....	32-27
opponent scores 11-20 points.....	25-27
opponent scores 21-30 points.....	17-26
opponent scores 31-40 points.....	8-26
opponent scores 41-plus points.....	2-13
individual 100-yard rusher.....	15-6
opponent 100-yard rusher.....	10-12
opponent less than 100-yards rushing.....	9-1
individual 1 100-yard receiver.....	21-13
individual 2 100-yard receivers.....	9-2
individual 3 100-yard receivers.....	2-0
opponent 100-yard receiver.....	10-15
individual 300-yard passer.....	17-11
individual 400-yard passer.....	5-2

West Virginia Head Coach Dana Holgorsen - Fifth Year



Coaching Highlights

West Virginia

- ▶ Has six wins over Top 25 opponents in his four-year tenure at WVU
- ▶ Had 12 players earn All-American honors
- ▶ Four players drafted in the 2015 NFL Draft - Kevin White, taken with the seventh pick of the first round by the Chicago Bears; Mark Glowsinski (4th round, Seattle), Shaq Riddick (5th, Arizona) and Mario Alford (7th, Cincinnati)
- ▶ Had 12 players drafted in four years at WVU, including seven taken in the top three rounds
- ▶ Three first NFL round draft picks in the past four years, one of only 11 schools to accomplish that feat
- ▶ Big 12 Conference's only school to have at least one first round draft pick each year in three of four years
- ▶ Four wide receivers drafted since 2012, most of any school in the country during that time
- ▶ Since becoming offensive coordinator at Texas Tech in 2005, his offenses have averaged an astounding 38.0 points per game over that 10-year period
- ▶ His passing offenses and total offensive output have ranked in the Top 10 nationally all but one year during the 10-year span
- ▶ His former pupils have earned 10 national awards and also have 10 earn finalist honors
- ▶ Had eight quarterbacks pass for 4,000 or more yards and throw for 30 or more touchdowns in a season
- ▶ Had 14 receivers finish with 1,000 or more yards in a season, including 10 of them finish with 90 or more receptions and 12 finish with 90 or more receptions and 12 finish with double figure TD receptions in a season

2015

- ▶ Fifth year as the head coach at West Virginia University, and is leading the Mountaineers into their fourth year of membership in the Big 12 Conference
- ▶ Holgorsen's 31 wins puts him in sixth place on the all-time WVU coaching win list; needs 12 more to move past Bobby Bowden into fifth place
- ▶ Led Mountaineers to a Top 25 national ranking for the fourth year, reaching as high as No. 21 in the Coaches' Poll

2014

- ▶ Finished with a 7-6 overall record and a 5-4 record in Big 12 play, tying for fourth place, WVU's highest league finish in the Big 12
- ▶ Led the Mountaineers to a Liberty Bowl berth, his third bowl appearance in four seasons at WVU
- ▶ Four Mountaineers earned 28 All-America honors.
- ▶ WVU had four players named to the coaches' All-Big 12 teams and five players selected to the Associated Press team
- ▶ Kevin White was a finalist for the Fred Biletnikoff Award and a semifinalist for the Maxwell Award.
- ▶ White was No. 6 nationally in receptions per game, receiving yards, No. 8 in receiving yards per game and No. 19 in receiving touchdowns.
- ▶ White was the third Mountaineer to finish with more than 100 receptions in a season and the eighth to have 1,000 or more receiving yards.
- ▶ White's 109 receptions were third most in the nation and his 1,447 yards were sixth most
- ▶ Three receivers have had seven straight 100-yard receiving performances since 2000, Michael Crabtree, Justin Blackmon and Kevin White, all three coached by Holgorsen.
- ▶ Kickoff returner Mario Alford was No. 8 nationally in kickoff return yards per game.
- ▶ Josh Lambert was a finalist for the Lou Groza Award, college football's top kicker
- ▶ Lambert finished No. 1 nationally in field goals per game and No. 8 in scoring
- ▶ Lambert set the NCAA record for most field goals made of 40 yards or more in a season (16) and tied the mark for games with the most multiple field goals (10).
- ▶ Lambert's 30 field goals made in the season tied the school record for most made in a season and was the most made in the nation.
- ▶ Clint Trickett was a semifinalist for the Davey O'Brien Award
- ▶ Trickett was No. 6 in the nation in completions per game, No. 10 in passing yards per game, No. 11 in completion percentage, No. 21 in total offense, No. 22 in passing yards, No. 33 in passing efficiency and No. 54 in passing touchdowns.
- ▶ Trickett was the third Mountaineer to finish with more than 3,000 yards passing in a season.
- ▶ Shaq Riddick was named the Big 12 Conference Defensive Newcomer of the Year
- ▶ Defeated No. 4 Baylor for his sixth win over a Top 25 and first over a Top 10 team

West Virginia Head Coach Dana Holgorsen - Fifth Year

Year	School	Position	Record
2015	West Virginia	Head Coach	4-4
2014	West Virginia	Head Coach	7-6
		<i>Liberty Bowl</i>	
2013	West Virginia	Head Coach	4-8
2012	West Virginia	Head Coach	7-6
		<i>Pinstripe Bowl</i>	
2011	West Virginia	Head Coach	10-3
		<i>Big East Champions</i>	
		<i>Orange Bowl Champions</i>	
2010	Oklahoma State	Offensive Coordinator/Quarterbacks	11-2
		<i>Alamo Bowl Champions</i>	
2009	Houston	Offensive Coordinator/Quarterbacks	10-4
		<i>Armed Forces Bowl</i>	
2008	Houston	Offensive Coordinator/Quarterbacks	8-5
		<i>Armed Forces Bowl Champions</i>	
2007	Texas Tech	Co-Offensive Coordinator/Inside Receivers	9-4
		<i>Gator Bowl Champions</i>	
2006	Texas Tech	Co-Offensive Coordinator/Inside Receivers	8-5
		<i>Insight.com Bowl Champions</i>	
2005	Texas Tech	Co-Offensive Coordinator/Inside Receivers	9-3
		<i>Cotton Bowl</i>	
2004	Texas Tech	Inside Receivers	8-4
		<i>Holiday Bowl Champions</i>	
2003	Texas Tech	Inside Receivers	8-5
		<i>Houston Bowl Champions</i>	
2002	Texas Tech	Inside Receivers	9-5
		<i>Tangerine Bowl Champions</i>	
2001	Texas Tech	Inside Receivers	7-5
		<i>Alamo Bowl</i>	
2000	Texas Tech	Inside Receivers	7-6
		<i>Galleryfurniture.com Bowl</i>	
1999	Wingate	Quarterbacks/Wide Receivers	3-8
1998	Mississippi College	Quarterbacks/Wide Receivers /Special Teams	4-6
1997	Mississippi College	Quarterbacks/Wide Receivers /Special Teams	8-2
		<i>American Southwest Conference Champions</i>	
1996	Mississippi College	Quarterbacks/Wide Receivers /Special Teams	4-8
1995	Valdosta State	Quarterbacks/Wide Receivers /Special Teams	6-5
1994	Valdosta State	Quarterbacks/Wide Receivers /Special Teams	11-2
		<i>NCAA II National Quarterfinalist</i>	
1993	Valdosta State	Quarterbacks/Wide Receivers /Special Teams	8-3
Holgorsen Totals - at West Virginia - 32-27 Overall - 32-27 (Fifth Season)			

2013

- ▶ Defeated No. 11 Oklahoma State for his fifth win over a Top 25 team at WVU
- ▶ Had six players earn All-Big 12 Conference honors, including Charles Sims who was a first-team selection
- ▶ Sims also was named the Big 12 Conference Newcomer of the Year
- ▶ Sims and Will Clarke were drafted in the third round of the NFL Draft, giving him six players drafted in the Top three rounds

2012

- ▶ Served as West Virginia's Campaign Chair for United Way, raising more than \$330,000, exceeding the goal
- ▶ Led football program into its first year of competition in the Big 12 Conference
- ▶ Guided West Virginia to a 7-6 overall record in 2012 and an appearance in the New Era Pinstripe Bowl
- ▶ Earned national rankings in 10-of-16 weeks during the 2012 season in both the AP and USA Today Coaches' Polls, reaching as high as No. 4 in USA Today Coaches' Poll and No. 5 in the AP Poll
- ▶ Five Mountaineer players earned 25 All-America honors
- ▶ Three Mountaineer players were drafted in the Top 3 rounds of the NFL Draft, including the No. 8 selection Tavon Austin
- ▶ Holgorsen has had a first-round NFL draft choice for two straight years, the only WVU coach to accomplish that
- ▶ Tavon Austin and Stedman Bailey were one of four sets of 1,000-yard receivers nationally
- ▶ WVU was one of only two schools nationally to have a 4,000-yard passer and a pair of 1,000-yard receivers
- ▶ WVU was ranked No. 9 nationally in scoring offense and No. 10 in passing offense and total offense.
- ▶ Geno Smith led the nation in passing touchdowns (42)
- ▶ Smith was one of only two quarterbacks to throw for more than 4,000 yards for two straight years
- ▶ Smith was one of five quarterbacks nationally to throw for 30 or more touchdowns in two straight years
- ▶ Bailey led the nation in receiving touchdowns (25) and finished with the second highest amount ever in a single season
- ▶ Austin was the only player nationally to finish with 100 or more receptions for two straight years
- ▶ Austin was the only player nationally to finish with more than 2,000 all-purpose yards for two straight years
- ▶ Austin was the only player in NCAA history to finish his career with more than 3,000 receiving yards and more than 1,000 yards rushing
- ▶ Austin was the recipient of the Paul Hornung Award, the nation's most versatile player

Holgorsen's Offensive Output

▶ Since 2005, Dana Holgorsen has been the mastermind behind some of the nation's most prolific offenses. Starting as the offensive coordinator at Texas Tech, then Houston and Oklahoma State, and now as the head coach at West Virginia, his offensive units are known for their ability to move the ball, pile up yardage and score a plethora of points.

4,000-Yard Passers

Graham Harrell/Texas Tech	2007	5,706
Case Keenum/Houston	2009	5,671
Case Keenum/Houston	2008	5,020
Graham Harrell/Texas Tech	2006	4,555
Geno Smith/West Virginia	2011	4,385
Brandon Weeden/Oklahoma State	2010	4,277
Cody Hodges/Texas Tech	2005	4,238
Geno Smith/West Virginia	2012	4,205

30+ Passing Touchdowns

Graham Harrell/Texas Tech	2007	48
Case Keenum/Houston	2009	44
Case Keenum/Houston	2008	44
Geno Smith/West Virginia	2012	42
Graham Harrell/Texas Tech	2006	38
Brandon Weeden/Oklahoma State	2010	34
Geno Smith/West Virginia	2011	31
Cody Hodges/Texas Tech	2005	31

1,000-Yard Rushers

Kendall Hunter/Oklahoma State	2010	1,548
Bryce Beall/Houston	2008	1,247
Charles Sims/West Virginia	2013	1,095

1,000-Yard Receivers

Michael Crabtree/Texas Tech	2007	1,962
Justin Blackmon/Oklahoma State	2010	1,782
Stedman Bailey/West Virginia	2012	1,622
Kevin White, West Virginia	2014	1,447
Joe Filani/Texas Tech	2006	1,300
Tavon Austin/West Virginia	2012	1,289
Stedman Bailey/West Virginia	2011	1,279
Danny Amendola/Texas Tech	2007	1,245
James Cleveland/Houston	2009	1,214
Tavon Austin/West Virginia	2011	1,186
Joe Filani/Texas Tech	2005	1,048
Tyrone Carrier/Houston	2009	1,029
Tyrone Carrier/Houston	2008	1,026
Patrick Edwards/Houston	2009	1,021

90+ Receptions

Michael Crabtree/Texas Tech	2007	134
Tavon Austin, West Virginia	2012	114
Stedman Bailey/West Virginia	2012	114
Justin Blackmon/Oklahoma State	2010	111
Kevin White/West Virginia	2014	109
Danny Amendola/Texas Tech	2007	109
James Cleveland/Houston	2009	104
Tavon Austin/West Virginia	2011	101
Tyrone Carrier/Houston	2009	91
Joe Filani/Texas Tech	2006	91

Double-Digit Receiving Touchdowns

Stedman Bailey/West Virginia	2012	25
Michael Crabtree/Texas Tech	2007	22
Justin Blackmon/Oklahoma State	2010	20
James Cleveland/Houston	2009	14
Joe Filani/Texas Tech	2006	13
Tavon Austin/West Virginia	2012	12
Stedman Bailey/West Virginia	2011	12
Mario Alford/West Virginia	2014	11
Mark Hafner/Houston	2009	11
Robert Johnson/Texas Tech	2006	11
Kevin White/West Virginia	2014	10
Jarrett Hicks/Texas Tech	2005	10

Double-Digit Rushing Touchdowns

Tauren Henderson/Texas Tech	2005	17
Kendall Hunter/Oklahoma State	2010	16
Bryce Beall/Houston	2008	13
Shawne Alston/West Virginia	2011	12
Charles Sims/West Virginia	2013	11
Shannon Woods/Texas Tech	2006	10

1,800-Yard All-Purpose Yards

Tavon Austin/West Virginia	2012	2,910
Tavon Austin/West Virginia	2011	2,574
Tyrone Carrier/Houston	2009	2,213
Michael Crabtree/Texas Tech	2007	1,978
Justin Blackmon/Oklahoma State	2010	1,866
Tyrone Carrier/Houston	2008	1,844
Shannon Woods/Texas Tech	2006	1,808



West Virginia Head Coach Dana Holgorsen - Fifth Year

Offensive Output Under Holgorsen (Continued)

Team Rankings

2015 (West Virginia)

Rushing Offense - No. 20
 Total Offense - No. 29
 Passing Yards Per Completion - No. 36
 Passing Offense - No. 47

2014 (West Virginia)

Passing Offense - No. 9
 First Down Offense - No. 11
 Total Offense - No. 12
 Completion Percentage - No. 23

2012 (West Virginia)

Passing Efficiency - No. 5
 Scoring Offense - No. 9
 Passing Offense - No. 10
 Total Offense - No. 10
 First Down Offense - No. 14

2011 (West Virginia)

Passing Offense - No. 6
 Red Zone Offense - No. 11
 Scoring Offense - No. 13
 Total Offense - No. 15
 Passing Efficiency - No. 19
 First Down Offense - No. 27

2010 (Oklahoma State)

Red Zone Offense - No. 1
 Passing Offense - No. 2
 Total Offense - No. 3
 Scoring Offense - No. 3
 First Down Offense - No. 4
 Tackles for Loss Allowed - No. 6
 Sacks Allowed - No. 7
 Passing Efficiency - No. 12

2009 (Houston)

Passing Offense - No. 1
 Total Offense - No. 1
 Scoring Offense - No. 1
 First Down Offense - No. 1
 Tackles for Loss Allowed - No. 2
 Third Down Efficiency - No. 3
 Passing Efficiency - No. 7
 Sacks Allowed - No. 24
 Red Zone Offense - No. 28

2008 (Houston)

Passing Offense - No. 2
 Total Offense - No. 2
 First Down Offense - No. 4
 Passing Efficiency - No. 8
 Scoring Offense - No. 10
 Third Down Efficiency - No. 11

2007 (Texas Tech)

Passing Offense - No. 1
 Total Offense - No. 2
 Passing Efficiency - No. 5
 Scoring Offense - No. 7
 Tackles for Loss Allowed - No. 12
 Third Down Efficiency - No. 13
 Sacks Allowed - No. 22

2006 (Texas Tech)

Passing Offense - No. 3
 Tackles for Loss Allowed - No. 3
 Total Offense - No. 6
 Scoring Offense - No. 13
 Passing Efficiency - No. 23
 Sacks Allowed - No. 24

2005 (Texas Tech)

Passing Offense - No. 1
 Scoring Offense - No. 4
 Total Offense - No. 6
 Passing Efficiency - No. 14

▶ WVU was ranked in the Top 25 for three weeks, including as high as No. 20

2011

- ▶ Named FWAA First-Year Head Coach of the Year
- ▶ Posted a 10-3 mark in his first season as head coach, only WVU coach to win 10 games in his first year
- ▶ Led West Virginia to Big East Championship and BCS win, first WVU coach to accomplish that feat
- ▶ Earned national rankings in 13-of-16 weeks of 2011 season in both the AP and USA Today Coaches Polls, reaching as high as No. 11 in the AP Poll and tied for No. 14 in the USA Today Coaches Poll
- ▶ Tied for fourth in wins among first-year head coaches nationally
- ▶ One of seven coaches to take his program to a BCS Bowl in his first year as a head coach, and only one of three (Larry Coker, 2001; Chris Peterson, 2007) to win the bowl game.
- ▶ Fourth WVU coach to make a bowl appearance and win in his first season (Bill Stewart, Dudley DeGroot, Marshall Glenn)
- ▶ Three Mountaineer players earned seven All-America honors
- ▶ Three Mountaineer players drafted in the NFL Draft, including the No. 15 pick, Bruce Irvin
- ▶ WVU led the BIG EAST with 10 all-conference honorees and the Special Teams Player of the Year, Austin
- ▶ WVU finished No. 6 nationally in passing offense, No. 13 in scoring offense and No. 15 in total offense.
- ▶ The Mountaineer offense ranked No. 67 in total offense in 2010, the year before Holgorsen arrived, and he took it to No. 15 in 2011.
- ▶ In 2011, Austin and Bailey were the fourth pair of 1,000-yard receivers nationally (Houston, USC, SMU).
- ▶ WVU was one of two schools nationally to have a 4,000-yard passer and two 1,000-yard receivers (Houston).
- ▶ Quarterback Geno Smith finished No. 5 nationally in passing yards per game, No. 8 in completions per game and total offense and No. 17 in passing efficiency.
- ▶ Austin finished No. 1 nationally in all-purpose yardage (198.0), No. 6 in punt returns, No. 8 in receptions per game, No. 20 in kickoff returns and No. 23 in receiving yards per game.
- ▶ Bailey finished No. 13 nationally in receiving yards per game.

Oklahoma State

- ▶ In 2010, was named a finalist for the Frank Broyles Award, signifying the top assistant coach in college football and named the rivals.com national offensive coordinator of the year
- ▶ In 2010, the Cowboys led the nation in total offense during the regular season and finished No. 2 in passing offense and No. 3 in total and scoring offense.
- ▶ OSU averaged 520.23 yards per game in total offense, including 345.9 passing yards and 44.23 points per game.
- ▶ The Cowboy offense ranked No. 61 nationally in total offense in 2009, the year before Holgorsen arrived, and he took it to the No. 1 spot in 2010.
- ▶ Quarterback Brandon Weeden became the first OSU passer to earn first team all-Big 12 honors. He was a finalist for the Manning Award, given to the top quarterback in the nation.
- ▶ Receiver Justin Blackmon was named the recipient of the 2010 Biletnikoff Award, given to the top receiver in the nation, and running back Kendall Hunter was a finalist for the Doak Walker Award, given to the nation's top running back.
- ▶ Weeden, Hunter and Blackmon became only the second trio in NCAA history to pass for at least 3,000 yards, run for more than 1,500 yards and finish with more than 1,500 yards receiving in the same season.

Houston

- ▶ In 2009, UH led the nation in total offense with 563 yards per game, scoring offense with 42.2 points per game, and passing offense with 433.7 yards per game.
- ▶ In 2008, his first year at Houston, the Cougars ranked second in the nation in passing offense (401.6) and total offense (562.77). UH scored 40.62 points per game to rank 10th nationally.
- ▶ Houston quarterback Case Keenum led the nation in total offense in 2008 and 2009, with 403.15 yards of total offense per game as a sophomore and 416.36 yards of offense as a junior.
- ▶ Keenum ranked among the nation's top-10 passing efficiency leaders each of his two seasons under Holgorsen's watch.

Texas Tech

- ▶ During his tenure as offensive coordinator, the Red Raiders increased their offensive numbers from 324.8 yards per game to 529.6 yards per game.
- ▶ In 2007, Texas Tech led the nation in passing offense (470.31 yards per game), ranked second in total offense (529.62 yards per game) and was seventh in scoring offense (40.92 points per game).
- ▶ Quarterback Graham Harrell led the nation in total offense and receiver Michael Crabtree led the nation in receptions per game and receiving yards per game. Crabtree won the Biletnikoff Award as America's top receiver in 2007
- ▶ In 2006, the Red Raiders ranked third nationally in passing offense and sixth in total offense. Harrell was third nationally in total offense with 344.38 yards per game.
- ▶ In 2005, Texas Tech led the nation in passing offense with 388.83 yards per game, was fourth in scoring offense at 39.42 points per game and was sixth in total offense with 495.83 yards per contest.
- ▶ Quarterback Cody Hodges ranked second in the country with 369.08 yards per game.

Wingate

- ▶ Coached Lucas Greene who led the team in scoring that season and went on to play in the NFL

Mississippi College

- ▶ Mississippi College won the American Southwest Conference in its first season in the league and averaged 432.0 yards per game in 1997.

Valdosta State

- ▶ Helped develop quarterback Chris Hatcher, who set an NCAA record, completing 74.7 percent of his passes on the Division II level in 1994.
- ▶ Hatcher's 10,588 passing yards ranked third on the NCAA career list at the time.
- ▶ Hatcher currently ranks second in the NCAA record books in career touchdown passes (116) and third in single-season touchdown passes (50 in 1994) and was the NCAA passing champion in 1994.

Top Game Performances ...

West Virginia							
100-Yard Rushers							
Date	Opponent	Player	Att.	Yards	Avg.	TD	Long
11/7	Texas Tech	W. Smallwood	22	163	7.4	1	28
11/7	Texas Tech	R. Shell	14	111	7.9	2	43
10/29	TCU	W. Smallwood	20	113	5.7	0	14
10/10	Oklahoma St.	W. Smallwood	19	147	7.7	1	29
10/3	Oklahoma	W. Smallwood	22	111	5.0	0	21
9/26	Maryland	W. Smallwood	22	147	6.7	1	25
100-Yard Receivers							
Date	Opponent	Player	Rec.	Yards	Avg.	TD	Long
9/26	Maryland	Shelton Gibson	6	118	19.7	2	41
9/5	GSU	Shelton Gibson	3	130	43.3	1	57
9/5	GSU	Jovon Durante	3	121	40.3	1	57
300-Yard Passer							
Date	Opponent	Player	Comp.	Att.	Yards	TD	Long
9/5	GSU	Skyler Howard	16	25	359	2	57
10+ Tackles							
Date	Opponent	Player	Solo	Assist	Total	TFL	Sacks
10/3	Oklahoma	N. Kwiatkoski	2	9	11	1/6	1/6

Opponent

100-Yard Rushers

Date	Opponent	Player	Att.	Yards	Avg.	TD	Long
11/7	Texas Tech	D. Washington	21	102	4.9	0	16
10/17	Baylor	Seth Russell	14	160	11.4	1	46
9/26	Maryland	Brandon Ross	15	130	8.7	0	55

100-Yard Receivers

Date	Opponent	Player	Rec.	Yards	Avg.	TD	Long
10/29	TCU	J. Doctson	11	183	16.6	2	45
10/17	Baylor	C. Coleman	10	199	19.9	3	50
10/3	Oklahoma	D. Westbrook	5	107	21.4	0	42

300-Yard Passer

Date	Opponent	Player	Comp.	Att.	Yards	TD	Long
10/17	Baylor	S. Russell	20	33	380	5	52
10/3	Oklahoma	B. Mayfield	14	25	320	3	71

10+ Tackles

Date	Opponent	Player	Solo	Assist	Total	TFL	Sacks
11/7	Texas Tech	Micah Avery	10	4	14	1/2	0
11/7	Texas Tech	D'Vonta Hinton	6	6	12	1/2	0
11/7	Texas Tech	Jah. Johnson	8	3	11	0	0
11/7	Texas Tech	Keenon Ward	6	4	10	1/2	0
10/29	TCU	Ty Summers	4	6	10	0	0
10/10	Oklahoma St.	Tre Flowers	10	3	13	0.5/3	0
10/10	Oklahoma St.	Jordan Burton	7	4	11	0.5/4	0
10/10	Oklahoma St.	Chad Whitener	6	5	11	0	0
10/10	Oklahoma St.	Jordan Sterns	7	3	10	0	0
10/3	Oklahoma	E. Striker	8	4	12	3/18	2/17
9/26	Maryland	Jermaine Carter	10	4	14	3/8	0
9/26	Maryland	Jalen Brooks	9	1	10	1/2	0
9/26	Maryland	A.J. Hendy	7	3	10	0	0

Special Teams Tackles

Player	Total	UA/A	KO	P	GSU	LU	MD	OK	OSU	BU	TCU	TT	TX	KS	ISU	KState
Sean Walters	8	7/1	8	0	0/0	2/0	1/0	1/0	0	1/1	0	2/0	0	0	0	0
Marvin Gross	5	4/1	5	0	3/0	1/0	0	0	0	1/0	0	0	0	0	0	0
Justin Arndt	3	2/1	2	1	0/0	0/0	1/0	1/0	0/1	0	0	0	0	0	0	0
Al-Rasheed Benton	2	1/1	2	0	0/0	0/0	0/1	0	1/0	0	0	0	0	0	0	0
Hodari Christian	2	2/0	1	1	0/0	2/0	0	0	0	0	0	0	0	0	0	0
Rasul Douglas	2	0/2	2	0	0	0	0	0	0/1	0/1	0	0	0	0	0	0
Nana Kyeremeh	2	2/0	0	2	0	0	0	0	0	1/0	1/0	0	0	0	0	0
Rick Rumph	2	2/0	1	1	0/0	0/0	1/0	1/0	0	0	0	0	0	0	0	0
Dravon Askew-Henry	1	1/0	1	0	0/0	1/0	0	0	0	0	0	0	0	0	0	0
Shelton Gibson	1	1/0	1	0	0	0	0	0	0	0	1/0	0	0	0	0	0
Jarrold Harper	1	1/0	1	0	1/0	0	0	0	0	0	0	0	0	0	0	0
Karl Joseph	1	0/1	1	0	0/0	0/0	0/1	0	0	0	0	0	0	0	0	0
Mike Molina	1	1/0	1	0	0/0	0/0	0/0	1/0	0	0	0	0	0	0	0	0
Ed Muldrow	1	1/0	1	0	0	0	0	0	0	0	0	1/0	0	0	0	0
Nick O'Toole	1	1/0	1	0	0	0	0	0	0	0	0	1/0	0	0	0	0
Khairi Shariff	1	1/0	1	0	0	0	0	0	0	0	0	1/0	0	0	0	0
Jeremy Tyler	1	1/0	1	0	1/0	0	0	0	0	0	0	0	0	0	0	0



The Last Time ...

By The Mountaineers ...

- 30 Rushing Attempts:** 31 by Andrew Buie at Texas/Oct. 6, 2012
- 40 Rushing Attempts:** 40 by Quincy Wilson vs. Rutgers/Oct. 11, 2003
- 100 Rushing Yards:** 163 by Wendell Smallwood and 111 by Rushel Shell vs. Texas Tech /Oct. 29, 2015
- 200 Rushing Yards:** 344 by Tavon Austin vs. Oklahoma/Nov. 17, 2012
- 300 Rushing Yards:** 344 by Tavon Austin vs. Oklahoma/Nov. 17, 2012
- 75-Yard Run (no touchdown):** 79 by Noel Devine at Louisville/Nov. 22, 2008
- 75-Yard Touchdown Run:** 76 by Charles Sims vs. Iowa State/Nov. 30, 2013
- 50-Yard Run (no touchdown):** 52 by Wendell Smallwood at Baylor/Oct. 17, 2015
- 50-Yard Touchdown Run:** 50 by Skyler Howard at Oklahoma/Oct. 3, 2015
- 2 Rushing Touchdowns:** 2 by Rushel Shell vs. Texas Tech/Nov. 7, 2015
- 2 Rushing Touchdowns in Back-to-Back Games:** 2 by Andrew Buie at Texas/ Oct. 6, 2012 and vs. Baylor/Sept. 29, 2012
- 3 Rushing Touchdowns:** 3 by Charles Sims vs. Texas/Nov. 9, 2013
- Double 100-Yard Rushers:** 163 by Wendell Smallwood and 111 by Rushel Shell vs. Texas Tech/Nov. 7, 2015
- Double 200-Yard Rushers:** by Pat White (220) and Steve Slaton (215) at Pitt/ Nov. 16, 2006
- Two 100-Yard Rushers and Two 100-Yard Receivers:** 123 by Wendell Smallwood and 110 by Rushel Shell and 123 by Kevin White and 109 by Jordan Thompson at Texas Tech/Oct. 11, 2014
- 30 Pass Completions:** 36 by Clint Trickett at Texas/Nov. 8, 2014
- 20 Pass Completions:** 21 by Skyler Howard vs. Maryland/Sept. 26, 2015
- 15 Pass Completions:** 16 by Skyler Howard at TCU/Oct. 29, 2015
- Consecutive Completions:** 21 by Geno Smith vs. Kansas/Dec. 1, 2012
- 60 Pass Attempts:** 65 by Geno Smith vs. LSU/Sept. 24, 2011
- 50 Pass Attempts:** 50 by Clint Trickett vs. Oklahoma State/Sept. 28, 2013
- 40 Pass Attempts:** 45 by Skyler Howard vs. Texas A&M/Dec. 29, 2014
- 35 Pass Attempts:** 39 by Skyler Howard at TCU/Oct. 29, 2015
- 30 Pass Attempts:** 39 by Skyler Howard at TCU/Oct. 29, 2015
- 3 Touchdown Passes:** 4 by Skyler Howard at Baylor/Oct. 17, 2015
- 4 Touchdown Passes:** 4 by Skyler Howard at Baylor/Oct. 17, 2015
- 5 Touchdown Passes:** 8 by Geno Smith vs. Baylor/Sept. 29, 2012
- 6 Touchdown Passes:** 8 by Geno Smith vs. Baylor/Sept. 29, 2012
- 300 Yards Passing:** 359 by Skyler Howard vs. Georgia Southern/Sept. 5, 2015
- 400 Yards Passing:** 511 by Clint Trickett at Maryland/Sept. 13, 2014
- 500 Yards Passing:** 511 by Clint Trickett at Maryland/Sept. 13, 2014
- 600 Yards Passing:** 656 by Geno Smith vs. Baylor/Sept. 29, 2012
- 100 Yards Rushing and Passing:** by Pat White (200/122) at Louisville/ Nov. 22, 2008
- 200 Yards Rushing and Passing:** by Pat White (220/204) at Pitt/Nov. 16, 2006
- 100 Yards Rushing and Receiving:** by Steve Slaton (215/130) at Pitt/Nov. 16, 2006
- 300 Yards Total Offense:** 330 by Skyler Howard at Baylor/Oct. 17, 2015
- 400 Yards Total Offense:** 507 by Clint Trickett at Maryland/Sept. 13, 2014
- 500 Yards Total Offense:** 507 by Clint Trickett at Maryland/Sept. 13, 2014
- 600 Yards Total Offense:** 687 by Geno Smith vs. Baylor/Sept. 29, 2012
- 15 Receptions:** 16 by Kevin White at Texas/Nov. 8, 2014
- 10 Receptions:** 16 by Kevin White at Texas/Nov. 8, 2014
- 9 Receptions:** 16 by Kevin White at Texas/Nov. 8, 2014
- 4 Touchdown Receptions:** 4 by Stedman Bailey vs. Oklahoma/Nov. 17, 2012
- 3 Touchdown Receptions:** 4 by Stedman Bailey vs. Oklahoma/Nov. 17, 2012
- 2 Touchdown Receptions:** 2 by Shelton Gibson vs. Maryland/Sept. 26, 2015
- Two Players with 2 Touchdown Receptions:** 5 by Stedman Bailey and 2 by Tavon Austin vs. Baylor/Sept. 29, 2012
- Double 100-Yard Receivers:** 130 by Shelton Gibson and 121 by Jovon Durante vs. Georgia Southern/Sept. 5, 2015
- Three 100-Yard Receivers:** 303 by Stedman Bailey, 215 by Tavon Austin and 114 by J.D. Woods vs. Baylor/Sept. 29, 2012
- 100 Yards Receiving:** 118 by Shelton Gibson vs. Maryland/Sept. 26, 2015
- 150 Yards Receiving:** 173 by Kevin White vs. Oklahoma/Sept. 20, 2014
- 200 Yards Receiving:** 216 by Kevin White at Maryland/Sept. 13, 2014
- 75-Yard Touchdown Reception:** 79 by Mario Alford from Clint Trickett at Oklahoma State/Oct. 25, 2014
- 50-Yard Touchdown Reception:** 70 by Shelton Gibson from Skyler Howard at Baylor /Oct. 17, 2015
- 50-Yard Reception (no touchdown):** 50 by Wendell Smallwood at Maryland/ Sept. 13, 2014
- Rushing and Receiving Touchdown:** by Charles Sims at TCU/Nov. 2, 2013
- 2 Rushing and 2 Receiving Touchdowns:** by Steve Slaton at Pitt/Nov. 16, 2006




EdwardMULDROW III



RasulDOUGLAS

The Last Time ...

Kickoff Return For Touchdown: 100 yards by Shelton Gibson at Baylor/Oct. 17, 2015
Recovered an On-Sides Kick: Josh Lambert kicked the ball 11 yards, recovered by Jarrod Harper at Baylor/Oct. 17, 2015
Returned Opening Kick for a Touchdown: 98 yards by Tavon Austin vs. UConn/Oct. 24, 2009
Punt Return For Touchdown: 76 yards by Tavon Austin vs. TCU/Nov. 3, 2012
Punt Blocked and Returned For Touchdown: 1 yard by Thandi Smith (blocked, picked up and returned) at Rutgers/Oct. 8, 2005
Punt Blocked: by Jarrod Harper at Maryland/Sept. 13, 2014
Punt Blocked For Touchdown: Blocked by Jerry White and recovered by Joe Hunter vs. UCF/Nov. 1, 2003
Punt Blocked For Safety: by Jarrod Harper at Maryland/Sept. 13, 2014
Interception Return For Touchdown: 35 yards by KJ Dillon vs. Texas A&M/Dec. 29, 2014
Interception Return For Touchdown by a Defensive Lineman: 19 yards by Keilen Dykes at Syracuse/Oct. 6, 2007
Two Interceptions Returned for Touchdown: by Shawn Hackett (41) and Grant Wiley (22) vs. Boston College/Sept. 2, 2000
50-Yard Field Goal: 51 by Josh Lambert at TCU/Oct. 29, 2015
Field Goal Blocked: by Kyle Rose vs. Kansas State/Nov. 20, 2014
Missed an Extra Point: by Josh Lambert at Kansas State/Oct. 26, 2013
Two Interceptions in a Game: 3 by Karl Joseph vs. Georgia Southern/Sept. 5, 2015
Three Interceptions in a Game: 3 by Karl Joseph vs. Georgia Southern/Sept. 5, 2015
Three Interceptions in a Quarter: 3 by Karl Joseph vs. Georgia Southern/Sept. 5, 2015
Four Interceptions in a Game: 4 by Mike Slater vs. Kentucky/Nov. 1, 1969
Intercepted Fumble Returned For Touchdown: no instance yet found
Fumble Returned For Touchdown: 35 yards by Terrell Chestnut vs. TCU/Nov. 1, 2014
Fumble Recovered For Touchdown: 0 yards by Karl Joseph at Baylor/Oct. 4, 2013
Two-Point Conversion By Rush: Tavon Austin at Iowa State/Nov. 23, 2012
Two-Point Conversion By Pass: Jock Sanders from Geno Smith at Marshall/Sept. 10, 2010
Defensive Extra Point: Matt Taffoni interception return at Pitt/Oct. 15, 1994
Extra Point Blocked: by Rick Sherrod at Maryland/Sept. 29, 2001
Team Gained 300 Yards Rushing: 300 vs. Texas Tech/Nov. 7, 2015
Team Gained 400 Yards Rushing: 458 vs. Oklahoma/Nov. 17, 2012
Team Gained 500 Yards Rushing: 517 vs. Connecticut/Nov. 24, 2007
Team Failed To Gain 100 Yards Rushing: 28 vs. Alabama/Aug. 30, 2014
Team Failed To Gain 50 Yards Rushing: 28 vs. Alabama/Aug. 30, 2014
Team Gained 300 Yards Passing: 313 vs. Liberty/Sept. 12, 2015
Team Gained 400 Yards Passing: 511 at Maryland/Sept. 13, 2014
Team Gained 500 Yards Passing: 511 at Maryland/Sept. 13, 2014
Team Failed To Gain 100 Yards Passing: 62 vs. Maryland/Sept. 21, 2012
Team Gained 500 Yards Total Offense: 544 vs. Georgia Southern/Sept. 5, 2014
Team Gained 600 Yards Total Offense: 601 vs. Maryland/Sept. 26, 2015
Team Gained 700 Yards Total Offense: 778 vs. Oklahoma/Nov. 17, 2012
Team Gained 800 Yards Total Offense: 807 vs. Baylor/Sept. 29, 2012
Team Failed To Gain 200 Yards Total Offense: 175 vs. Maryland/Sept. 21, 2013
Team Failed To Get A First Down: no instance yet found
Team Failed To Get A Rushing First Down: vs. Texas Western/Nov. 25, 1950
Team Failed To Get A Passing First Down: vs. South Carolina/Dec. 30, 1969
Team Failed To Get a Third Down Conversion: vs. Syracuse (0/10)/Dec. 29, 2012
Team Had Six Turnovers: two interceptions, four fumbles vs. Maryland/Sept. 21, 2013
Team Had Five Turnovers: three interceptions, two fumbles at Oklahoma/Oct. 3, 2015
Successful Fake Punt: 13-yard run by Nick O'Toole vs. Maryland/Sept. 26, 2015
Scored 70+ Points: 70 vs. Baylor/Sept. 29, 2012
Scored 60+ Points: 70 vs. Baylor/Sept. 29, 2012
Scored 50+ Points: 54 vs. Towson/Sept. 6, 2014
Scored 40+ Points: 45 vs. Maryland/Sept. 26, 2015
Scored 30+ Points: 31 vs. Texas Tech/Nov. 7, 2015
Scored 40+ points in a Half: 49 vs. Clemson/Jan. 4, 2012
Scored 30+ points in a Half: 38 vs. Maryland/Sept. 26, 2015
Scored 30+ points in a Quarter: 35 vs. Clemson (2nd)/Jan. 4, 2012
Shutout Recorded: 44-0 vs. Georgia Southern/Sept. 5, 2015
Forced Five Turnovers in a Game: 6 vs. Maryland/Sept. 26, 2015
Forced Six Turnovers in a Game: 6 vs. Maryland/Sept. 26, 2015
Forced Eight Turnovers in a Game: 8 vs. Rutgers/Nov. 3, 2001
Safety Scored: Kyle Rose tackled Mason Rudolph of Oklahoma State in the end zone/Oct. 10, 2015
Two Safeties Scored: at Syracuse/Sept. 25, 2000
Played An Overtime Game: L/26-33 (OT) vs. Oklahoma State/Oct. 10, 2015
Played back-to-back Overtime Games: L 47-40 (1OT) vs. Texas/Nov. 9, 2013; W 30-27 (1OT) at TCU/Nov. 2, 2013
Won Game Without An Offensive TD: at Syracuse/Sept. 5, 2005
Won Game Without a Rushing TD: vs. Maryland/Sept. 22, 2012



Josh LAMBERT



Nick O'TOOLE



The Last Time ...

Versus West Virginia ...

30 Rushing Attempts: 34 by Samaje Perine of Oklahoma/Sept. 20, 2014
100 Rushing Yards: 102 by DeAndre Washington of Texas Tech/Nov. 7, 2015
200 Rushing Yards: 242 by Samaje Perine of Oklahoma/Sept. 20, 2014
75-Yard Run: 75 by C.J. Brown of Maryland/Sept. 13, 2014
50-Yard Touchdown Run: 69 by Justin Stockton of Texas Tech/Oct. 11, 2014
50-Yard Non-Touchdown Run: 55 by Brandon Ross of Maryland/Sept. 26, 2015
4 Rushing Touchdowns: 4 by Samaje Perine of Oklahoma/Sept. 20, 2014
3 Rushing Touchdowns: 3 by Johnathan Gray of Texas/Nov. 8, 2014
2 Players Rushing for 100 Yards: 126 by T.J. Yeldon and 113 by Derrick Henry of Alabama/Aug. 30, 2014
20 Pass Completions: 21 by Patrick Mahomes of Texas Tech/Nov. 7, 2015
30 Pass Completions: 32 by Trevone Boykin of TCU/Oct. 29, 2015
50 Pass Attempts: 58 by Casey Pachall of TCU/Nov. 2, 2013
40 Pass Attempts: 47 by Trevone Boykin of TCU/Oct. 29, 2015
30 Pass Attempts: 34 by Patrick Mahomes of Texas Tech/Nov. 7, 2015
3 Touchdown Passes: 3 by Patrick Mahomes of Texas Tech/Nov. 7, 2015
4 Touchdown Passes: 5 by Seth Russell of Baylor/Oct. 17, 2015
5 Touchdown Passes: 5 by Seth Russell of Baylor/Oct. 17, 2015
300 Yards Passing: 388 by Trevone Boykin of TCU/Oct. 29, 2015
400 Yards Passing: 400 by Jake Waters of Kansas State/Nov. 20, 2014
500 Yards Passing: 554 by Landry Jones of Oklahoma/Nov. 17, 2012
100 Yards Rushing & 300 Yards Passing: by Seth Russell of Baylor (160/380)/Oct. 17, 2015
100 Yards Rushing & 200 Yards Passing: by Seth Russell of Baylor (160/380)/Oct. 17, 2015
100 Yards Rushing & 100 Yards Passing: by Seth Russell of Baylor (160/380)/Oct. 17, 2015
300 Yards Total Offense: 472 by Trevone Boykin of TCU/Oct. 29, 2015
400 Yards Total Offense: 472 by Trevone Boykin of TCU/Oct. 29, 2015
500 Yards Total Offense: 540 by Seth Russell of Baylor/Oct. 17, 2015
10 Receptions: 11 by Josh Doctson of TCU/Oct. 29, 2015
2 Touchdown Receptions: 2 by Josh Doctson of TCU/Oct. 29, 2015
3 Touchdown Receptions: 3 by Corey Coleman of Baylor/Oct. 17, 2015
4 Touchdown Receptions: 4 by Kenny Stills of Oklahoma/Nov. 17, 2012
100 Yards Receiving: 183 by Josh Doctson of TCU/Oct. 29, 2015
150 Yards Receiving: 199 by Corey Coleman of Baylor/Oct. 17, 2015
200 Yards Receiving: 314 by Terrance Williams of Baylor/Sept. 29, 2012
Double 100-Yard Receivers: 112 by Curry Sexton and 111 by Tyler Lockett of Kansas State/Oct. 26, 2013
50-Yard Touchdown Reception: 52 by Jay Lee of Baylor/Oct. 17, 2015
75-Yard Touchdown Reception: 76 by Devin Lauderdale of Texas Tech/Oct. 11, 2014
50-Yard Reception (no touchdown): 50 by Corey Coleman of Baylor/Oct. 17, 2015
Rushing and Receiving Touchdown: 1 rushing & 1 receiving by Aaron Wimberly of Iowa State/Nov. 29, 2014
Passing and Rushing Touchdown: by Seth Russell of Baylor/Oct. 17, 2015
Passing and Receiving Touchdown: by Trevor Knight of Oklahoma/Sept. 20, 2014
Kickoff Return For Touchdown: 100 yards Alex Ross of Oklahoma/Sept. 20, 2014
Opening Kickoff Return for Touchdown: 100 yards by Mardy Gilyard of Cincinnati/Nov. 8, 2008
Punt Return For Touchdown: 43 yards by Tyler Lockett of Kansas State/Nov. 20, 2014
2 Players Return Punts For Touchdown: by DeJuan Tribble (41) and Will Blackmon (71) of Boston College/Nov. 13, 2004
Punt Blocked: blocked by C.J. Crawford of Marshall/Sept. 1, 2012
Punt Blocked/Recovered in End Zone For Touchdown: blocked by Alex Lewis and recovered in end zone by Kareem Timbers of Wisconsin/Aug. 30, 2003
Punt Blocked/Returned For Touchdown: blocked by Marcus Gildersleeve and returned 17 yards by Ricky Hall of Virginia Tech/Oct. 31, 1998
Interception Return For Touchdown: 28 yards by A.J. Hendy of Maryland/Sept. 21, 2013
50-Yard Field Goal: 57 by Jaden Oberkrom of TCU/Oct. 29, 2014
Field Goal Blocked: by Quinton Jefferson of Maryland/Sept. 26, 2015



AdamPANKEY



NobleNWACHUKWU

The Last Time ...

- Blocked Field Goal Returned For Touchdown:** 82 yards by Andrew Johnson of Louisville/Nov. 5, 2011
- Intercepted Fumble Returned For Touchdown:** 75 yards by Tim Quense of Pitt/Oct. 1, 1983
- Fumble Recovered/Returned For Touchdown:** 41 yards by Jordan Thomas of Oklahoma/Oct. 3, 2015
- Two-Point Conversion By Rush:** by Davin Meggett of Maryland/Sept. 17, 2011
- Two-Point Conversion By Pass:** by E.J. Bibbs from Grant Rohach of Iowa State/Nov. 30, 2013
- Defensive Extra Point:** has not yet occurred
- Extra Point Blocked:** by Travis Britz of Kansas State/Oct. 26, 2013
- Punt Blocked For Safety:** by Chris Nofoaiga of Idaho/Oct. 7, 2000
- Team Gained 400 Yards Rushing:** 468 by Baylor/Oct. 4, 2013
- Team Gained 300 Yards Rushing:** 304 by Baylor/Oct. 17, 2015
- Team Gained 200 Yards Rushing:** 304 by Baylor/Oct. 17, 2015
- Team Failed To Gain 100 Yards Rushing:** 92 by Liberty/Sept. 12, 2015
- Team Finished With Negative Rushing Yards:** Minus-10 by Maryland/Sept. 18, 2010
- Team Gained 300 Yards Passing:** 388 by TCU/Oct. 29, 2015
- Team Gained 400 Yards Passing:** 400 by Kansas State/Nov. 20, 2014
- Team Failed To Gain 100 Yards Passing:** 29 by Georgia Southern/Sept. 5, 2015
- Team Failed To Gain 50 Yards Passing:** 29 by Georgia Southern/Sept. 5, 2015
- Team Gained 500 Yards Total Offense:** 616 by TCU/Oct. 29, 2015
- Team Gained 600 Yards Total Offense:** 616 by TCU/Oct. 29, 2015
- Team Gained 700 Yards Total Offense:** 872 by Baylor/Oct. 5, 2013
- Team Gained 800 Yards Total Offense:** 872 by Baylor/Oct. 5, 2013
- Team Failed To Gain 250 Yards Total Offense:** 224 by Georgia Southern/Sept. 5, 2015
- Team Failed To Gain 200 Yards Total Offense:** 176 by Kansas/Oct. 4, 2014
- Team Failed To Gain 100 Yards Total Offense:** 90 by Rutgers/Oct. 12, 2002
- Team Finished with 35 or more First Downs:** 35 by TCU/Oct. 29, 2015
- Team Finished with 30 or more First Downs:** 35 by TCU/Oct. 29, 2015
- Team Failed To Get A First Down:** no instance yet found
- Team Failed To Get A Rushing First Down:** by Western Michigan/Sept. 7, 1996
- Team Failed To Get A Passing First Down:** by Pitt/Oct. 10, 1981
- Successful Fake Punt:** by Kirby Van Der Kamp of Iowa State/Nov. 30, 2012
- Team Scored 70+ Points:** 73 by Baylor/Oct. 5, 2013
- Team Scored 60+ Points:** 62 by Baylor/Oct. 17, 2015
- Team Scored 50+ Points:** 62 by Baylor/Oct. 17, 2015
- Team Scored 40+ Points:** 40 by TCU/Oct. 29, 2015
- Team Scored 30+ Points:** 40 by TCU/Oct. 29, 2015
- Shutout Recorded:** 37-0 by Maryland/Sept. 21, 2013
- Safety Scored:** When WVU's Clint Trickett was sacked in the end zone by Texas' Cedric Reed/Nov. 8, 2014
- Two Safeties Scored:** When WVU's Geno Smith was tackled in the end zone by Syracuse's Cameron Lynch and Siriki Diabate, and when Smith was called for intentional grounding when he was being tackled by Brandon Sharpe/Dec. 29, 2012



DonteTHOMAS-WILLIAMS



RickRUMPH III



MOUNTAINEER OFFENSE



Cody CLAY

Height: 6-4 | Weight: 262 | Class: Redshirt Senior
Last School: George Washington | Hometown: Alum Creek, W.Va.

2015 Notes

- ▶ Has played in 46 career games and started 24
- ▶ First catch of 2015 was a six-yard touchdown at Baylor

2015 Game-By-Game

Opponent	No.	Yards	Avg.	TD	Lg
Ga. Southern	0	0	0	0	0
Liberty	0	0	0	0	0
Maryland	0	0	0	0	0
Oklahoma	0	0	0	0	0
Oklahoma State	0	0	0	0	0
Baylor	1	6	6.0	1	6
TCU	0	0	0	0	0
Texas Tech	0	0	0	0	0
Texas					
Kansas					
Iowa State					
Kansas State					
Total	1	6	6.0	1	6

2015 Single-Game Bests

Receptions1 at Baylor
 Receiving Yards6 at Baylor
 Receiving Touchdowns1 at Baylor
 Long Reception6 at Baylor

Career Bests

Receptions3 vs. Oklahoma State ('13)
 Receiving Yards27 vs. Oklahoma State ('13)
 Receiving Touchdowns1 at TCU ('13), at Baylor ('15)
 Long Reception21 at Iowa State ('14)

Clay's Receiving Statistics

Year	Games	No.	Yards	Avg.	TD	Long
2015	8	1	6	6.0	1	1
2014	13	7	65	9.3	0	21
2013	12	9	73	8.1	1	12
2012	13	2	29	14.5	0	19
Totals	46	19	173	9.1	2	21



William CREST JR.

Height: 6-2 | Weight: 212 | Class: Redshirt Freshman
Last School: Dunbar | Hometown: Baltimore, Md.

2015 Notes

- ▶ Played in one game in 2014 before sustaining season-ending shoulder injury
- ▶ Finished with three carries for 15 yards against Oklahoma State with a long of six yards
- ▶ Relieved Skyler Howard against Maryland and rushed for a career-high 28 yards
- ▶ Went 6-for-6 against Liberty for 50 yards, including a career-long 23 connection with Jacky Marcellus
- ▶ Rushed four times for 24 yards and a touchdown against Georgia Southern

2015 Game-By-Game

Opponent	Comp.	Att.	Int.	Pct.	Yards	TDs	Long
Ga. Southern	0	1	0	.000	0	0	0
Liberty	6	6	0	1.000	50	0	23
Maryland	2	4	0	.500	3	0	7
Oklahoma				DNP			
Oklahoma St.	0	2	0	.000	0	0	0
Baylor	0	2	0	.000	0	0	0
TCU	0	0	0	.000	0	0	0
Texas Tech	0	0	0	.000	0	0	0
Texas							
Kansas							
Iowa State							
Kansas State							
Totals	8	13	0	.533	53	0	23

2015 Single-Game Bests

Rushing Yards28 vs. Maryland
 Rushing Attempts5 vs. Liberty
 Rushing Touchdowns1 vs. Georgia Southern
 Long Rush17 vs. Georgia Southern
 Passing Attempts6 vs. Liberty
 Passing Completions6 vs. Liberty
 Passing Yards50 vs. Liberty
 Passing Touchdowns
 Long Completion23 vs. Liberty

Crest Jr.'s Passing Statistics


Year	Games	C/A	Pct.	Yards	TD	Int.	Long
2015	7	8/13	.533	53	0	0	23

Crest Jr.'s Rushing Statistics

Year	Games	Att.	Yards	Avg.	TD	Long
2015	7	15	51	3.4	1	17

Crest Jr.'s Receiving Statistics

Year	Games	No.	Yards	Avg.	TD	Long
2015	7	3	20	6.7	0	8



Jovon DURANTE

Height: 6-0 | Weight: 165 | Class: Freshman
Last School: Miramar | Hometown: Miami, Fla.

2015 Notes

- ▶ Saw first collegiate action as true freshman against Georgia Southern
- ▶ Ranks No. 17 in the Big 12 in receiving touchdowns and No. 19 in yards per reception
- ▶ Ranks No. 4 in the Big 12 in kickoff returns; No. 34 in the nation
- ▶ Finished with 66 all-purpose yards against Texas Tech
- ▶ Season-best 122 kickoff return yards on six returns against Oklahoma State
- ▶ Long kickoff return at Oklahoma
- ▶ Had two catches for 21 yards with a long of 11 yards against Oklahoma State
- ▶ Jumped for a one-yard TD catch at Oklahoma; finished with a team-best four receptions
- ▶ Finished with two catches against Maryland
- ▶ Nabbed second career touchdown on 10-yard catch against Liberty; finished with a game-high seven receptions
- ▶ Finished with three catches for 121 yards and a touchdowns against Georgia Southern with a long of 57 yards
- ▶ First collegiate catch was a 41-yard touchdown
- ▶ Also finished with a 23-yard reception

2015 Game-By-Game


Opponent	No.	Yards	Avg.	TD	Lg
Ga. Southern	3	121	40.3	1	57
Liberty	6	43	7.17	1	11
Maryland	2	18	9.0	0	15
Oklahoma	4	44	11.0	1	34
Oklahoma State	2	21	10.5	0	11
Baylor	0	0	0	0	0
TCU	1	10	10.0	0	10
Texas Tech	1	11	11.0	0	11
Texas					
Kansas					
Iowa State					
Kansas State					
Totals	19	268	14.1	3	57

2015 Single-Game Bests

Receptions6 vs. Liberty
 Receiving Yards121 vs. Georgia Southern
 Receiving Touchdowns1(3 times)
 Long Reception57 vs. Georgia Southern

Durante's Receiving Statistics

Year	Games	No.	Yards	Avg.	TD	Long
2015	8	19	268	14.1	3	57



Shelton GIBSON

Height: 5-11 | **Weight:** 193 | **Class:** Redshirt Sophomore
Last School: Cleveland Heights | **Hometown:** Cleveland, Ohio

2015 Notes

- ▶ Has played in 20 career games and started eight
- ▶ Earned first career start against Georgia Southern
- ▶ Ranks No. 5 in the NCAA, No. 1 in the Big 12, in yards per catch (23.04)
- ▶ Ranks No. 20 in the NCAA, No. 3 in the Big 12, in receiving TDs (7)
- ▶ Ranks No. 49 in the NCAA; No. 6 in the Big 12 in receiving yards/game (72.0)
- ▶ Ranks No. 77 in the NCAA; No. 10 in the Big 12 in all-purpose yards/game (106.0)
- ▶ Two catches for 36 yards, a touchdown and a long reception of 32 yards at TCU
- ▶ Had a career-long 70-yard touchdown reception at Baylor; score came on WVU's third play of the game and is WVU's longest play from scrimmage to date
- ▶ Finished with a game-high 277 all-purpose yards at Baylor
- ▶ Has six catches for more than 20 yards; 10 catches of 15 yards or more; 12 receptions of 10 yards or more
- ▶ Second most receptions (5) against Oklahoma State with 84 yards and his fifth touchdown of the season
- ▶ Doubled his career touchdown numbers with two against Maryland; first Mountaineer to catch two TDs in one game since Mario Alford did so at Iowa State on Nov. 29, 2014
- ▶ Finished with a career-high six catches vs. UMD
- ▶ Second touchdown of season was a long bomb, as he caught a 52-yard pass from Skyler Howard for team's first TD against Liberty; finished with a game-best 81 yards receiving
- ▶ Along with Jovon Durante (121), netted first career 100-yard receiving game vs. Georgia Southern
- ▶ Connected with Skyler Howard for a 26-yard touchdown against Georgia Southern for first career score; also caught a career-long 57-yard reception

2015 Game-By-Game

Opponent	No.	Yards	Avg.	TD	Lg
Ga. Southern	3	130	43.3	1	57
Liberty	3	81	27.0	1	52
Maryland	6	118	19.67	2	41
Oklahoma	3	35	11.7	0	18
Oklahoma State	5	84	16.8	1	48
Baylor	3	92	30.67	1	70
TCU	2	36	18.0	1	32
Texas Tech	0	0	0	0	0
Texas					
Kansas					
Iowa State					
Kansas State					
Totals	25	576	23.0	7	70

2015 Single-Game Bests

Receptions6 vs. Maryland
 Receiving Yards 130 vs. Georgia Southern
 Receiving Touchdowns2 vs. Maryland
 Long Reception 70 at Baylor

Career Bests

Receptions6 vs. Maryland ('15)
 Receiving Yards 130 vs. GSU ('15)
 Receiving Touchdowns2 vs. Maryland ('15)
 Long Reception 70 at Baylor ('15)

Gibson's Receiving Statistics

Year	Games	No.	Yards	Avg.	TD	Long
2015	8	25	576	23.0	7	70
2014	12	4	60	15.0	0	47
Totals	20	29	636	21.9	7	70



Skyler HOWARD

Height: 6-0 | **Weight:** 206 | **Class:** Junior
Last School: Riverside CC | **Hometown:** Forth Worth, Texas

2015 Notes

- ▶ Has played in 12 career games and started 10
- ▶ Has thrown at least three touchdowns in five of 10 career starts
- ▶ Ranks No. 27 nationally, No. 6 in the Big 12, in passing yards per completion (13.49)
- ▶ Ranks No. 36 in the NCAA, No. 6 in the Big 12, in total offense (266.4)
- ▶ Also ranks No. 30 in NCAA, No. 6 in Big 12, in passing TDs (16) and No. 39 in NCAA, No. 6 in Big 12 in passing yards per game (234.4)
- ▶ Ranks No. 52 in the NCAA, No. 6 in the Big 12, in yards per pass attempt (7.5)
- ▶ Ranks No. 62 in the NCAA, No. 6 in the Big 12, in passing efficiency (132.5)
- ▶ Finished with 176 yards of total offense in win over Texas Tech
- ▶ Ran for 40 yards on 10 carries, averaging 4.0 yards per carry at TCU
- ▶ Finished with four touchdown passes at Baylor, including a career-long scoring toss of 70 yards to Shelton Gibson
- ▶ Threw a touchdown and ran for one against Oklahoma State
- ▶ Finished with 47 yards rushing with a long of 15 yards against Oklahoma State
- ▶ Earned first career rushing touchdown with 50-yard run on fourth-and-two in third quarter at Oklahoma; it was a career-long run and WVU's longest rush from scrimmage this year
- ▶ Threw a career-high four TDs against Maryland; also completed a career-high 21 passes for second straight week
- ▶ Completed a career-high 21 passes against Liberty, including a string of 14 straight completions
- ▶ Went 16-25 for a career-best 359 passing yards and threw two touchdowns against Georgia Southern in first career start at Milan Puskar Stadium
- ▶ Connected with Shelton Gibson and Jovon Durante on 57-yard tosses against Georgia Southern

2015 Game-By-Game

Opponent	Comp.	Att.	Int.	Pct.	Yards	TDs	Long
Ga. Southern	16	25	0	.640	359	2	57
Liberty	21	26	0	.808	263	3	52
Maryland	21	33	1	.636	294	4	41
Oklahoma	17	32	3	.531	173	1	34
Oklahoma St.	18	35	1	.514	188	1	48
Baylor	18	37	1	.486	289	4	70
TCU	16	39	1	.410	160	1	32
Texas Tech	12	23	2	.522	149	0	30
Texas							
Kansas							
Iowa State							
Kansas State							
Totals	139	250	9	.556	1875	16	70

2015 Single-Game Bests

Rushing Yards 68 vs. Liberty
 Rushing Attempts19 vs. Oklahoma State
 Rushing Touchdowns 1 (3 times)
 Long Rush 50 at Oklahoma
 Passing Attempts 37 at Baylor
 Passing Completions21 vs. Liberty, Maryland
 Passing Yards359 vs. Georgia Southern
 Passing Touchdowns4 vs. Maryland, at Baylor
 Long Completion 70 at Baylor

Career Bests

Rushing Yards69 at Iowa State ('14)
 Rushing Attempts19 vs. Oklahoma State ('15)
 Rushing Touchdowns1 (3 times)
 Long Rush 50 at Oklahoma ('15)
 Passing Attempts 45 vs. Texas A&M ('14)
 Passing Completions 21 (3 times)
 Passing Yards359 vs. Georgia Southern ('15)
 Passing Touchdowns4 vs. Maryland ('15), at Baylor ('15)
 Long Completion70 at Baylor ('15)

Howard's Passing Statistics

Year	Games	C/A	Pct.	Yards	TD	Int.	Long
2015	8	139/250	.556	1875	16	9	70
2014	4	56/110	.509	829	8	0	53
Totals	12	195/360	.542	2704	24	9	70

Howard's Rushing Statistics

Year	Games	Att.	Yards	Avg.	TD	Long
2015	8	105	256	2.4	3	50
2014	4	22	140	6.4	0	24
Totals	12	127	396	3.1	3	50



Gary JENNINGS

Height: 6-1 | Weight: 206 | Class: Freshman
Last School: Colonial Forge | Hometown: Stafford, Va.

2015 Notes

- ▶ Has played in eight games
- ▶ Caught a career-high four receptions against Liberty

2015 Game-By-Game


Opponent	No.	Yards	Avg.	TD	Lg
Ga. Southern	0	0	0	0	0
Liberty	4	28	7.0	0	11
Maryland	0	0	0	0	0
Oklahoma	0	0	0	0	0
Oklahoma State	0	0	0	0	0
Baylor	0	0	0	0	0
TCU	0	0	0	0	0
Texas Tech	0	0	0	0	0
Texas					
Kansas					
Iowa State					
Kansas State					
Totals	4	28	7.0	0	11

2015 Single-Game Bests

Receptions 4 vs. Liberty
 Receiving Yards 28 vs. Liberty
 Receiving Touchdowns
 Long Reception 11 vs. Liberty

Jennings' Receiving Statistics

Year	Games	No.	Yards	Avg.	TD	Long
2015	8	4	28	7.0	0	11



Devonte MATHIS

Height: 6-1 | Weight: 209 | Class: Redshirt Junior
Last School: Miramar | Hometown: Miami, Fla.

2015 Notes

- ▶ Has played in 20 career games
- ▶ Grabbed two catches for the third straight week with a pair of receptions at Oklahoma
- ▶ Caught two receptions against Liberty
- ▶ Finished with two catches for 20 yards against Maryland with a season-long reception of 13 yards

2015 Game-By-Game

Opponent	No.	Yards	Avg.	TD	Lg
Ga. Southern	0	0	0	0	0
Liberty	2	4	2.0	0	3
Maryland	2	20	10.0	0	13
Oklahoma	2	23	11.5	0	14
Oklahoma State			DNP		
Baylor	0	0	0	0	0
TCU			DNP		
Texas Tech			DNP		
Texas					
Kansas					
Iowa State					
Kansas State					
Totals	6	47	7.8	0	14

2015 Single-Game Bests


Receptions 2 (3 times)
 Receiving Yards 23 at Oklahoma
 Receiving Touchdowns
 Long Reception 14 at Oklahoma

Mathis' Career Bests

Receptions 4 vs. William & Mary ('13)
 Receiving Yards 44 vs. William & Mary ('13)
 Receiving Touchdowns
 Long Reception 19 vs. Texas ('13)

Mathis' Receiving Statistics

Year	Games	No.	Yards	Avg.	TD	Long
2015	4	6	47	7.8	0	14
2014	8	0	0	0	0	0
2013	8	7	82	11.7	0	19
Totals	20	13	129	9.9	0	19



Rushel SHELL

Height: 5-10 | Weight: 224 | Class: Redshirt Junior
Last School: Pitt | Hometown: Hopewell, Pa.

2015 Notes

- ▶ Has played in 20 games and started 10
- ▶ Ranks No. 11 in the Big 12 in rushing yards per carry (4.01); also ranks No. 12 in rushing yards (437), No. 13 in rushing TDs (5) and No. 14 in rushing yards/game (54.6)
- ▶ Career day against Texas Tech, rushing for two touchdowns and finishing with 111 yards on the ground, his first 100-yard rushing game of the season and the fourth of his career
- ▶ Also netted a season-long run of 43 yards against TTU
- ▶ Ran for 46 yards on 15 carries at Baylor
- ▶ Finished with 47 yards rushing against Oklahoma State with a long of eight yards; also had a 12-yard catch
- ▶ Netted 72 yards on a season-high 20 carries at Oklahoma; day included a 5-yard TD run, WVU's first score of game
- ▶ Productive against Maryland, gaining a season-high 77 yards on 15 rushes, also a season high, and scored on a two-yard run
- ▶ Had 110 all-purpose yards against the Terps
- ▶ Also gained a season-high 33 yards on two catches against UMD
- ▶ Gained 42 yards on eight carries, including a six-yard score, against Georgia Southern

2015 Game-By-Game

Opponent	Att.	Net.	Avg.	TD	Lg	Rec.	Yds.	TD
Ga. Southern	8	42	5.2	1	9	0	0	0
Liberty	11	27	2.5	0	5	1	11	0
Maryland	15	77	5.1	1	23	2	33	0
Oklahoma	20	72	3.6	1	15	0	0	0
Oklahoma St.	19	47	2.5	0	8	1	12	0
Baylor	15	46	3.1	0	12	2	-2	0
TCU	7	14	2.0	0	8	2	23	0
Texas Tech	14	111	7.9	2	43	2	6	0
Texas								
Kansas								
Iowa State								
Kansas State								
Totals	109	437	4.0	5	43	10	83	0

2015 Single-Game Bests

Rushing Yards 111 vs. Texas Tech
 Rushing Attempts 20 at Oklahoma
 Rushing Touchdowns 2 vs. Texas Tech
 Long Rush 43 vs. Texas Tech
 Receptions 2 (four times)
 Receiving Yards 33 vs. Maryland
 Receiving Touchdowns
 Long Reception 16 vs. Maryland

Career Highs

Rushing Yards 146 at Iowa State ('14)
 Rushing Attempts 27 at Maryland ('14)
 Rushing Touchdowns 2 at Texas Tech ('14), vs. Texas Tech ('15)
 Long Rush 54 at Iowa State ('14)
 Receptions 4 vs. Towson ('14)
 Receiving Yards 47 vs. Towson ('14)
 Receiving Touchdowns
 Long Reception 19 vs. Alabama ('14)

Shell's Rushing Statistics

Year	Games	Att.	Yards	Avg.	TD	Long
2015	8	143	954	6.7	6	52
2014	12	176	788	4.5	7	54
Totals	20	285	1225	4.3	12	54



Daikiel SHORTS JR.

Height: 6-1 | Weight: 201 | Class: junior

Last School: Eastern Christian | Hometown: Clayton, N.J.

2015 Notes

- ▶ Has played in 33 career games and started 19
- ▶ Caught second touchdown of season on a five-yard grab at Baylor
- ▶ Tied his season high with five catches against Oklahoma State with 41 yards and a long of 12 yards
- ▶ Had three catches for 33 yards, a touchdown and a long of 17 yards against Maryland
- ▶ Grabbed a season-high four catches against Liberty and finished second on the team with 78 yards receiving
- ▶ Finished third on the team with 55 receiving yards against Georgia Southern

2015 Game-By-Game

Opponent	No.	Yards	Avg.	TD	Lg
Ga. Southern	3	55	18.3	0	26
Liberty	5	95	19.0	0	29
Maryland	3	33	11.0	1	17
Oklahoma	2	17	8.5	0	14
Oklahoma St.	5	41	8.2	0	12
Baylor	2	10	5.0	1	5
TCU	2	13	6.5	0	8
Texas Tech	1	18	18.0	0	18
Texas					
Kansas					
Iowa State					
Kansas State					
Totals	23	282	12.3	2	29

2015 Single-Game Bests

Receptions 5 vs. Liberty; Oklahoma State
 Receiving Yards 95 vs. Liberty
 Receiving Touchdowns 1 vs. Maryland, at Baylor
 Long Reception 29 vs. Liberty

Career Bests

Receptions 9 vs. Texas Tech ('13)
 Receiving Yards 98 at TCU ('13)
 Receiving Touchdowns 2 vs. Georgia State ('13)
 Long Reception 38 at TCU ('13)

Shorts' Receiving Statistics

Year	Games	No.	Yards	Avg.	TD	Long
2015	8	23	282	12.3	2	29
2014	13	24	346	14.4	2	29
2013	12	45	495	11.0	2	38
Totals	33	92	1123	12.2	6	38



Wendell SMALLWOOD

Height: 5-11 | Weight: 202 | Class: Junior

Last School: Eastern Christian | Hometown: Wilmington, Del.

2015 Notes

- ▶ Has played in 33 games and started 17
- ▶ Ranks No. 14 nationally, No. 2 in Big 12, in rushing yards per game (119.3)
- ▶ Ranks No. 27 nationally, No. 6 in the Big 12 in all-purpose yards per game (134.0)
- ▶ Ranks No. 10 nationally, No. 3 in the Big 12, in rushing yards per carry (6.67); also ranks No. 82 nationally, No. 10 in Big 12, in rushing TDs (6)
- ▶ Sits at No. 24 nationally, No. 4 in the Big 12, in rushing yards (954), and at No. 12 in the Big 12 in total offense (119.3)
- ▶ Explosive in win over Texas Tech, netting a career-high 163 yards rushing on a season-best 22 carries; rushing total was team's top single-game performance since Tavon Austin ran for 344 yards against Oklahoma on Nov. 12, 2012
- ▶ Has gained at least 100 yards rushing in five of last six games
- ▶ Finished with a game-high 174 all-purpose yards, his eighth 100-yard plus all-purpose performance of the season
- ▶ Finished with his fourth 100-yard rushing performance at TCU, netting 113 yards on 20 carries
- ▶ Second most all-purpose yards in the game with 114
- ▶ Netted a career-long run of 52 yards at Baylor; finished with 101 all-purpose yards
- ▶ Tied his career-high 147 rushing yards against Oklahoma State on 19 carries, averaging 7.7 yards per carry and a touchdown
- ▶ Ran for 147 yards against Oklahoma State, giving him his third-straight 100-yard rushing performance; first Mountaineer to net three straight 100+-yard games since Noel Devine opened the 2010 season with three straight
- ▶ Ran for 100+ yards for the second straight game with a team-best 111 yards at Oklahoma
- ▶ Gained a career-high 147 yards on 22 rushes against Maryland; also added a four-yard rushing TD
- ▶ Finished with a game-best 170 all-purpose yards vs. UMD
- ▶ Finished with a game-high 112 all-purpose yards against Liberty, including a game-high 88 yards rushing
- ▶ Single-game career best two touchdowns against Liberty, including a fumble recovery in the end zone
- ▶ Netted 119 all-purpose yards against Georgia Southern, including a game-best 96 yards rushing
- ▶ First touchdown of season came on 19-yard run against Georgia Southern

2015 Game-By-Game

Opponent	Att.	Net.	Avg.	TD	Lg	Rec.	Yds.	TD
Ga. Southern	11	96	8.7	1	19	4	23	0
Liberty	15	88	5.9	2	14	4	24	0
Maryland	22	147	6.7	1	25	2	23	0
Oklahoma	22	111	5.0	0	21	3	8	0
Oklahoma St.	19	147	7.7	1	29	3	16	0
Baylor	12	89	7.4	0	52	2	12	0
TCU	20	113	5.7	0	14	1	1	0
Texas Tech	22	163	7.4	1	28	1	11	0
Texas								
Kansas								
Iowa State								
Kansas State								
Totals	143	954	6.7	6	52	20	118	0

2015 Single-Game Bests

Rushing Yards 163 vs. Texas Tech
 Rushing Attempts 22 (3 times)
 Rushing Touchdowns 4 vs. Liberty
 Long Rush 52 at Baylor
 Receptions 4 vs. Georgia Southern, Liberty
 Receiving Yards 24 vs. Liberty
 Receiving Touchdowns
 Long Reception 13 vs. Maryland

Career Bests

Rushing Yards 163 vs. Texas Tech ('15)
 Rushing Attempts 23 at Oklahoma State ('14)
 Rushing Touchdowns 2 vs. Liberty ('15)
 Long Rush 52 at Baylor ('15)
 Receptions 6 vs. Alabama ('14)
 Receiving Yards 73 vs. Alabama ('14)
 Long Reception 50 at Maryland ('14)

Smallwood's Rushing Statistics

Year	Games	Att.	Yards	Avg.	TD	Long
2015	8	143	954	6.7	6	52
2014	13	148	722	4.9	2	35
2013	12	39	221	5.7	1	38
Totals	33	330	1897	5.7	9	52

Smallwood's Receiving Statistics

Year	Games	No.	Yards	Avg.	TD	Long
2015	8	20	118	5.9	0	13
2014	13	31	326	10.5	0	50
2013	12	11	132	12.0	0	30
Totals	33	62	576	9.3	0	50



David SILLS

Height: 6-3 | Weight: 202 | Class: Freshman
Last School: Eastern Christian | Hometown: Wilmington, Del.

2015 Notes

- ▶ Enrolled as a quarterback at WVU in January 2015
- ▶ Finished with three catches for 42 yards at TCU, averaging 14.0 yards per catch with a long of 28 yards
- ▶ Saw first action at receiver as a true freshman at Baylor
- ▶ Netted 64 yards and had a 35-yard touchdown catch at Baylor

2015 Game-By-Game

Opponent	No.	Yards	Avg.	TD	Lg
Ga. Southern			DNP		
Liberty			DNP		
Maryland			DNP		
Oklahoma			DNP		
Oklahoma St.			DNP		
Baylor	2	64	32.0	1	35
TCU	3	42	14.0	0	28
Texas Tech	0	0	0	0	0
Texas					
Kansas					
Iowa State					
Kansas State					
Totals	5	106	21.2	1	35

2015 Single-Game Bests

Receptions 3 at TCU
 Receiving Yards 64 at Baylor
 Receiving Touchdowns 1 at Baylor
 Long Reception 35 at Baylor

Sills' Receiving Statistics

Year	Games	No.	Yards	Avg.	TD	Long
2015	3	5	106	21.2	1	35



Elijah WELLMAN

Height: 6-2 | Weight: 234 | Class: Redshirt Sophomore
Last School: Spring Valley | Hometown: Huntington, W.Va..

2015 Notes

- ▶ Has played in 20 career games and started two
- ▶ Started for the second straight game against Oklahoma State, finishing with one catch for three yards
- ▶ Earned first career start at Oklahoma
- ▶ Opened the Mountaineers' scoring against Maryland with a 7-yard TD reception, his second score in as many games
- ▶ Made the most of one catch against Liberty, connecting with William Crest for a 4-yard touchdown

2015 Game-By-Game

Opponent	Att.	Net.	Avg.	TD	Lg	Rec.	Yds.	TD
Ga. Southern	0	0	0	0	0	0	0	0
Liberty	0	0	0	0	0	1	4	1
Maryland	0	0	0	0	0	1	7	1
Oklahoma	0	0	0	0	0	0	0	0
Oklahoma St.	0	0	0	0	0	1	3	0
Baylor	0	0	0	0	0	0	0	0
TCU	0	0	0	0	0	1	5	0
Texas Tech	0	0	0	0	0	0	0	0
Texas								
Kansas								
Iowa State								
Kansas State								
Totals	0	0	0	0	0	4	19	2

2015 Single-Game Bests

Rushing Yards
 Rushing Attempts
 Rushing Touchdowns
 Long Rush
 Receptions 1 (3 times)
 Receiving Yards 7 vs. Maryland
 Receiving Touchdowns 1 vs. Liberty, Maryland
 Long Reception 7 vs. Maryland

Career Highs


Rushing Yards 2 vs. Towson ('14), at Maryland ('14)
 Rushing Attempts 1 vs. Towson ('14), at Maryland ('14)
 Rushing Touchdowns
 Long Rush 2 vs. Towson ('14), at Maryland ('14)
 Receptions 1 (8 times)
 Receiving Yards 10 vs. Alabama ('14)
 Receiving Touchdowns 1 (3 times)
 Long Reception 10 vs. Alabama ('14)

Wellman's Rushing Statistics

Year	Games	Att.	Yards	Avg.	TD	Long
2015	8	0	0	0	0	0
2014	12	2	4	2.0	0	2
Totals	20	2	4	2.0	0	2

Wellman's Receiving Statistics

Year	Games	No.	Yards	Avg.	TD	Long
2015	8	4	19	4.7	2	7
2014	12	4	11	2.8	1	10
Totals	20	8	30	3.8	3	10



Jordan THOMPSON

Height: 5-7 | Weight: 175 | Class: Senior
Last School: Katy | Hometown: Katy, Texas

2015 Notes

- ▶ Has played in 44 games and started 17
- ▶ Second on the team with two catches against Texas Tech
- ▶ Hauled in a season-long reception of 47 yards at Baylor, his only catch of the game
- ▶ Paced the team with a season-high 46 yards receiving at Oklahoma
- ▶ Netted 42 yards receiving against Maryland
- ▶ Averaged 10 yards per catch against Georgia Southern

2015 Game-By-Game

Opponent	No.	Yards	Avg.	TD	Lg
Ga. Southern	3	30	10.0	0	14
Liberty	0	0	0	0	0
Maryland	3	42	14.0	0	17
Oklahoma	3	46	15.3	0	20
Oklahoma St.	1	11	11.0	0	11
Baylor	1	47	47.0	0	47
TCU	3	23	7.7	0	11
Texas Tech	2	23	11.5	0	14
Texas					
Kansas					
Iowa State					
Kansas State					
Totals	16	222	13.9	0	47

2015 Single-Game Bests

Receptions 3 (4 times)
 Receiving Yards 47 at Baylor
 Receiving Touchdowns
 Long Reception 47 at Baylor

Career Highs

Receptions 7 vs. TCU ('14)
 Receiving Yards 109 at Texas Tech ('14)
 Receiving Touchdowns 1 vs. Towson ('14),
 at Texas Tech ('14)
 Long Reception 56 at Texas Tech ('14)

Thompson's Receiving Statistics

Year	Games	No.	Yards	Avg.	TD	Long
2015	8	16	222	13.9	0	47
2014	13	49	598	12.2	2	56
2013	10	23	178	7.7	0	17
2012	13	13	85	6.5	0	15
Totals	44	101	1083	10.7	2	56



Dravon ASKEW-HENRY

Height: 5-11 | Weight: 202 | Class: Sophomore
Last School: Aliquippa | Hometown: Aliquippa, Pa.

2015 Notes

- ▶ Started all 13 games as a true freshman in 2014 and has eight starts in 2015
- ▶ Recorded six tackles, one for a loss, vs. Texas Tech
- ▶ Had six tackles and a pass breakup at TCU
- ▶ Finished with four tackles, including three solo stops at Baylor
- ▶ Had a career-high-tying seven tackles vs. Oklahoma State
- ▶ Led the team with a career-best seven tackles vs. Liberty
- ▶ Had an interception with four tackles, three solo, and assisted on one tackle for loss vs. Georgia Southern

2015 Game-By-Game

Opponent	UT/AT/TT	TFL	Sacks	FF	FR	Int	PBU
Ga. Southern	3/1/4	0.5/1	0	0	0	1	0
Liberty	6/1/7	0	0	0	0	0	0
Maryland	1/0/1	0	0	0	0	0	0
Oklahoma	2/1/3	0	0	0	0	0	0
Oklahoma St.	4/3/7	0	0	0	0	0	0
Baylor	3/1/4	0	0	0	0	0	0
TCU	5/1/6	0	0	0	0	0	1
Texas Tech	5/1/6	0.5/1	0	0	0	0	1
Texas							
Kansas							
Iowa State							
Kansas State							
Totals	29/9/38	1/2	0	0	0	1	2

2015 Season-Game Bests

Unassisted Tackles.....6 vs. Liberty
Assisted Tackles.....3 vs. Oklahoma State
Total Tackles.....7 vs. Liberty, vs. Oklahoma State
Tackles For Loss.....0.5 vs. Georgia Southern, vs. Texas Tech
Sacks
Forced Fumbles.....
Fumble Recoveries.....
Interceptions.....1 vs. Georgia Southern
Pass Breakups1 at TCU, vs. Texas Tech

Career Highs

Unassisted Tackles.....8 vs. Texas A&M ('14)
Assisted Tackles.....3 vs. Alabama ('14), vs. Oklahoma State ('15)
Total Tackles.....7 vs. Liberty ('15), vs. Oklahoma State ('15)
Tackles For Loss.....1 vs. Kansas State ('14)
Sacks
Forced Fumbles.....
Fumble Recoveries.....
Interceptions.....2 at Oklahoma State ('14)
Pass Breakups1 (4 times)

Askew-Henry's Defensive Statistics

Year	GP	T/A/TT	TFL	Sacks	INT	PB	FF	FR
2015	8	29/9/38	1/2	0	1	2	0	0
2014	13	36/9/45	1/3	0	2	2	0	0
Totals	21	65/18/83	2/5	0	3	4	0	0



Jared BARBER

Height: 6-0 | Weight: 232 | Class: Redshirt Senior
Last School: Davie | Hometown: Mocksville, N.C.

2015 Notes

- ▶ Has played in 39 games and started 20
- ▶ Returned after missing the entire 2014 season with a knee injury suffered in 2013 against Texas
- ▶ Recorded a season-high-tying seven tackles vs. Texas Tech
- ▶ Had six tackles at TCU
- ▶ Had three tackles, including one for loss at Baylor
- ▶ Had a sack, three tackles for loss and seven total tackles, all season bests, vs. Oklahoma State
- ▶ Had six tackles and assisted on a sack at Oklahoma
- ▶ Had a team-high five tackles with a tackle for loss vs. Maryland
- ▶ Missed Liberty game after sustaining shoulder injury against Georgia Southern
- ▶ Had 1.5 tackles for loss of five yards and totalled three tackles vs. Georgia Southern.

2015 Game-By-Game

Opponent	UT/AT/TT	TFL	Sacks	FF	FR	Int	PBU
Ga. Southern	2/1/3	1.5/5	0	0	0	0	0
Liberty		Did Not Play					
Maryland	4/1/5	1/1	0	0	0	0	0
Oklahoma	1/5/6	0.5/2	0.5/2	0	0	0	0
Oklahoma St.	6/1/7	3/7	1.0/2	0	0	0	0
Baylor	1/2/3	1/2	0	0	0	0	0
TCU	3/3/6	0	0	0	0	0	0
Texas Tech	5/2/7	0	0	0	0	0	0
Texas							
Kansas							
Iowa State							
Kansas State							
Totals	22/15/37	7/17	1.5/4	0	0	0	0

2015 Season-Game Bests

Unassisted Tackles.....6 vs. Oklahoma State
Assisted Tackles.....5 at Oklahoma
Total Tackles.....7 vs. Oklahoma State, vs. Texas Tech
Tackles For Loss.....3.0 vs. Oklahoma State
Sacks1.0 vs. Oklahoma State
Forced Fumbles.....
Fumble Recoveries.....
Interceptions.....
Pass Breakups

Career Highs

Unassisted Tackles.....8 at Baylor (13); vs. Texas ('13)
Assisted Tackles.....6 vs. Texas ('13)
Total Tackles.....14 vs. Texas ('13)
Tackles For Loss.....3.0 vs. Oklahoma State ('15)
Sacks1 vs. Kansas St. ('12), vs. Oklahoma St. ('15)
Forced Fumbles.....1 vs. Texas ('13)
Fumble Recoveries.....1 vs. TCU ('12); 1 at TCU ('13)
Interceptions.....
Pass Breakups2 vs. Clemson ('11)

Barber's Defensive Statistics

Year	GP	T/A/TT	TFL	Sacks	INT	PB	FF	FR
2015	7	22/15/37	7/17	1.5/4	0	0	0	0
2013	10	43/28/71	5/14	0	0	2	1	1
2012	10	18/16/34	2.5/13	1/9	0	1	0	1
2011	12	13/10/23	2/6	0	0	3	0	0
Totals	39	96/69/165	15/45	2.5/13	0	6	1	2



Al-Rasheed BENTON

Height: 6-1 | Weight: 235 | Class: Redshirt Sophomore
Last School: Shabazz | Hometown: Newark, N.J.

2015 Notes

- ▶ Has played in 21 career games with one start
- ▶ Had three tackles at TCU
- ▶ Had five tackles at Baylor
- ▶ Recorded three tackles with one TFL vs. Maryland
- ▶ Earned first start against Liberty
- ▶ Named WVU Defensive Player of the Game after finishing with seven tackles, including five solo and two TFLs
- ▶ Had two tackles, including one TFL vs. Georgia Southern

2015 Game-By-Game

Opponent	UT/AT/TT	TFL	Sacks	FF	FR	Int	PBU
Ga. Southern	2/0/2	1/3	0	0	0	0	0
Liberty	5/2/7	2/4	0	0	0	0	0
Maryland	2/1/3	1/1	0	0	0	0	0
Oklahoma	0/0/0	0	0	0	0	0	0
Oklahoma St.	1/0/1	0	0	0	0	0	0
Baylor	4/1/5	0	0	0	0	0	0
TCU	0/3/3	0	0	0	0	0	0
Texas Tech	0/0/0	0	0	0	0	0	0
Texas							
Kansas							
Iowa State							
Kansas State							
Totals	14/7/21	4/8	0	0	0	0	0

2015 Season-Game Bests

Assisted Tackles.....5 vs. Liberty
Assisted Tackles.....3 at TCU
Total Tackles.....7 vs. Liberty
Tackles For Loss.....2.0 vs. Georgia Southern
Sacks
Forced Fumbles.....
Fumble Recoveries.....
Interceptions.....
Pass Breakups

Career Highs

Unassisted Tackles.....5 vs. Liberty ('15)
Assisted Tackles.....3 at TCU ('15)
Total Tackles.....7 vs. Liberty ('15)
Tackles For Loss.....2.0 vs. Georgia Southern ('15)
Sacks
Forced Fumbles.....
Fumble Recoveries.....
Interceptions.....
Pass Breakups

Benton's Defensive Statistics

Year	GP	T/A/TT	TFL	Sacks	INT	PB	FF	FR
2015	8	14/7/21	4/8	0	0	0	0	0
2014	13	3/3/6	0	0	0	0	0	0
Totals	21	17/10/27	4/8	0	0	0	0	0



Christian BROWN

Height: 6-2 | Weight: 290 | Class: Redshirt Junior
Last School: Bridgeton (NJ) | Hometown: Fort Myers, Fla.

2015 Notes

- ▶ Has played in 34 career games with nine starts
- ▶ Had three tackles at TCU
- ▶ Finished with three tackles, including two solo at Baylor
- ▶ Recorded one tackle for loss vs. Liberty
- ▶ Had four tackles, three solo, vs. Georgia Southern

2015 Game-By-Game

Opponent	UT/AT/TT	TFL	Sacks	FF	FR	Int	PBU
Ga. Southern	3/1/4	0	0	0	0	0	0
Liberty	2/0/2	1/2	0	0	0	0	0
Maryland	2/0/2	0	0	0	0	0	0
Oklahoma	0/0/0	0	0	0	0	0	0
Oklahoma St.	1/1/2	0	0	0	0	0	0
Baylor	2/1/3	0	0	0	0	0	0
TCU	0/3/3	0	0	0	0	0	0
Texas Tech	2/0/2	0	0	0	0	0	0
Texas							
Kansas							
Iowa State							
Kansas State							
Totals	12/6/18	1/2	0	0	0	0	0

2015 Season-Game Bests

Unassisted Tackles..... 3 vs. Georgia Southern
 Assisted Tackles..... 3 at TCU
 Total Tackles..... 4 vs. Georgia Southern
 Tackles For Loss..... 1.0 vs. Liberty
 Sacks
 Forced Fumbles.....
 Fumble Recoveries.....
 Interceptions.....
 Pass Breakups

Career Highs

Unassisted Tackles..... 5 vs. Texas A&M ('14)
 Assisted Tackles..... 3 at TCU
 Total Tackles..... 7 vs. Texas A&M ('14)
 Tackles For Loss..... 1.0 (3 times)
 Sacks.....
 Forced Fumbles..... 1 vs. Oklahoma ('12)
 Fumble Recoveries.....
 Interceptions.....
 Pass Breakups 1 at Maryland ('14)

Brown's Defensive Statistics

Year	GP	T/A/TT	TFL	Sacks	INT	PB	FF	FR
2015	8	12/6/18	0	0	0	0	0	0
2014	12	13/8/21	0	0	0	1	0	0
2013	4	1/2/3	0	0	0	0	0	0
2012	10	7/3/10	2/2	0	0	0	1	0
Totals	34	33/16/49	2/2	0	0	1	1	0



Isaiah BRUCE

Height: 6-1 | Weight: 238 | Class: Redshirt Senior
Last School: Providence | Hometown: Jacksonville, Fla.

2015 Notes

- ▶ Has played in 45 career games and started 20
- ▶ Had a solo tackle vs. Texas Tech
- ▶ Recorded one solo tackle at Baylor
- ▶ Posted one tackle vs. Maryland

2015 Game-By-Game

Opponent	UT/AT/TT	TFL	Sacks	FF	FR	Int	PBU
Ga. Southern	0/0/0	0	0	0	0	0	0
Liberty	0/0/0	0	0	0	0	0	0
Maryland	1/0/1	0	0	0	0	0	0
Oklahoma	0/0/0	0	0	0	0	0	0
Oklahoma St.	0/0/0	0	0	0	0	0	0
Baylor	1/0/1	0	0	0	0	0	0
TCU	0/0/0	0	0	0	0	0	0
Texas Tech	1/0/1	0	0	0	0	0	0
Texas							
Kansas							
Iowa State							
Kansas State							
Totals	3/0/3	0	0	0	0	0	0

2015 Season-Game Bests

Unassisted Tackles..... 1 (3 times)
 Assisted Tackles.....
 Total Tackles..... 1 (3 times)
 Tackles For Loss.....
 Sacks
 Forced Fumbles.....
 Fumble Recoveries.....
 Interceptions..... 1 (3 times)
 Pass Breakups

Career Highs

Unassisted Tackles..... 7 (3 times)
 Assisted Tackles..... 9 vs. Marshall ('12)
 Total Tackles..... 16 vs. Marshall ('12)
 Tackles For Loss..... 2 (3 times)
 Sacks..... 0.5 vs. JMU ('12)
 Forced Fumbles..... 1 (3 times)
 Fumble Recoveries..... 1 (4 times)
 Interceptions..... 1 vs. TCU ('12), Syracuse ('12)
 Pass Breakups 1 (4 times)

Bruce's Defensive Statistics

Year	GP	T/A/TT	TFL	Sacks	INT	PB	FF	FR
2015	8	3/0/3	0	0	0	0	0	0
2014	13	11/4/15	3.5/11	0	0	1	0	0
2013	11	26/17/43	5/18	0	0	0	3	2
2012	13	51/43/94	6.5/17	0.5/1	2/12	3	0	2
Totals	45	91/64/155	15.5/46	0.5/1	2/12	4	3	4



Terrell CHESTNUT

Height: 5-11 | Weight: 193 | Class: Redshirt Senior
Last School: Pottsgrove | Hometown: Pottstown, Pa.

2015 Notes

- ▶ Has played in 35 career games and started 22
- ▶ Tied for No. 9 in the Big 12 in interceptions (2)
- ▶ Posted two solo tackles, before leaving game with shoulder injury at Baylor
- ▶ Had an interception, five pass break-ups and seven tackles, all career bests, vs. Oklahoma State
- ▶ Had an interception, forced a fumble and recorded two tackles with one TFL vs. Maryland
- ▶ Forced fumble against Maryland turned sure touchdown into touchback
- ▶ Posted three tackles and one pass breakup vs. Liberty
- ▶ Tied a career-high with five solo tackles vs. Ga. Southern

2015 Game-By-Game

Opponent	UT/AT/TT	TFL	Sacks	FF	FR	Int	PBU
Ga. Southern	5/0/5	0	0	0	0	0	0
Liberty	2/1/3	0	0	0	0	0	1
Maryland	2/0/2	1/2	0	1	0	1	0
Oklahoma	1/0/1	0	0	0	0	0	0
Oklahoma St.	5/2/7	0	0	0	0	1	5
Baylor	2/0/2	0	0	0	0	0	0
TCU	2/0/2	0	0	0	0	0	0
Texas Tech							
Texas							
Kansas							
Iowa State							
Kansas State							
Totals	19/3/22	1/2	0	1	0	2	6

2015 Season-Game Bests

Unassisted Tackles..... 5 vs. Georgia Southern, vs. Oklahoma St
 Assisted Tackles..... 2 vs. Oklahoma State
 Total Tackles..... 7 vs. Oklahoma State
 Tackles For Loss..... 1, vs. Maryland
 Sacks
 Forced Fumbles..... 1, vs. Maryland
 Fumble Recoveries.....
 Interceptions..... 1, vs. Maryland, vs. Oklahoma State
 Pass Breakups 5 vs. Oklahoma State

Career Highs

Unassisted Tackles..... 5 (3 times)
 Assisted Tackles..... 3 vs. Alabama ('14); at Maryland ('14)
 Total Tackles..... 7 vs. Oklahoma State ('15)
 Tackles For Loss..... 1 vs. Kansas ('12); vs. Maryland ('15)
 Sacks.....
 Forced Fumbles..... 1 (3 times)
 Fumble Recoveries..... 1 vs. TCU ('14)
 Interceptions..... 1 (3 times)
 Pass Breakups 5 vs. Oklahoma State ('15)

Chestnut's Defensive Statistics

Year	GP	T/A/TT	TFL	Sacks	INT	PB	FF	FR
2015	7	19/3/22	1/2	0	2	6	1	0
2014	12	25/10/35	0	0	1	7	0	1
2013	10	7/3/10	0	0	0	0	1	0
2012	6	3/3/6	1/4	0	0	2	0	0
Totals	35	52/19/71	2/6	0	3	15	2	1



KJDILLON

Height: 6-1 | **Weight:** 209 | **Class:** Senior
Last School: Apopka | **Hometown:** Apopka, Fla.

2015 Notes

- ▶ Has played in 43 career games and started 24
- ▶ Led the team with a career-best nine tackles, one for a loss, vs. Texas Tech
- ▶ Had a team-high seven solo tackles, two for loss, at TCU
- ▶ Had five solo tackles and a pass breakup at Baylor
- ▶ Had two tackles for loss and six tackles vs. Oklahoma State
- ▶ Recorded seven tackles and one pass breakup at Oklahoma
- ▶ Had an interception, one tackle for loss and one pass break up vs. Maryland
- ▶ Had four tackles, assisted on one tackle for loss and had one pass breakup vs. Georgia Southern

2015 Game-By-Game

Opponent	UT/AT/TT	TFL	Sacks	FF	FR	Int	PBU
Ga. Southern	2/2/4	0.5/1	0	0	0	0	1
Liberty	0/1/1	0	0	0	0	0	0
Maryland	1/0/1	1/5	0	0	0	1	1
Oklahoma	5/2/7	0	0	0	0	0	1
Oklahoma St.	3/3/6	2/2	0	0	0	0	1
Baylor	5/0/5	0	0	0	0	0	1
TCU	7/0/7	2/6	0	0	0	0	0
Texas Tech	8/1/9	1/1	0	0	0	0	0
Texas							
Kansas							
Iowa State							
Kansas State							
Totals	31/9/40	6.5/15	0	0	0	1	5

2015 Season-Game Bests

Unassisted Tackles.....8 vs. Texas Tech
 Assisted Tackles.....3 vs. Oklahoma State
 Total Tackles.....9 vs. Texas Tech ('15)
 Tackles For Loss.....2 vs. Oklahoma State, at TCU
 Sacks.....
 Forced Fumbles.....
 Fumble Recoveries.....
 Interceptions.....1 vs. Maryland
 Pass Breakups.....1 (5 times)

Career Highs

Unassisted Tackles.....8 vs. Texas Tech ('15)
 Assisted Tackles.....3 vs. JMU ('12), vs. Oklahoma State ('15)
 Total Tackles.....9 vs. Texas Tech ('15)
 Tackles For Loss.....2.5 vs. Kansas State ('14)
 Sacks.....0.5 vs. Towson
 Forced Fumbles.....1 at Texas Tech ('12)
 Fumble Recoveries.....1 vs. Maryland ('13)
 Interceptions.....1 (4 times)
 Pass Breakups.....2 (4 times)

Dillon's Defensive Statistics

Year	GP	T/A/TT	TFL	Sacks	INT	PB	FF	FR
2015	8	31/9/40	6.5/15	0	1	5	0	0
2014	13	43/19/62	7.5/18	0.5/4	3	7	0	0
2013	9	23/5/28	3/8	0	0	6	0	1
2012	13	14/6/20	0	0	0	0	1	0
Totals	43	111/39/150	17/41	0.5/4	4	18	1	1



JarrodHARPER

Height: 6-1 | **Weight:** 211 | **Class:** Redshirt Senior
Last School: Mountain Ridge | **Hometown:** Frostburg, Md.

2015 Notes

- ▶ Has played in 33 career games with four starts
- ▶ Posted five tackles, his second-highest total of the season, with one for a loss of three yards vs. Texas Tech
- ▶ Recorded three tackles and two pass breakups at TCU
- ▶ Had three tackles, one for a loss of five yards at Baylor
- ▶ Made his first career start and had a career-best six tackles with two pass break-ups vs. Oklahoma State
- ▶ Had three tackles against Georgia Southern

2015 Game-By-Game

Opponent	UT/AT/TT	TFL	Sacks	FF	FR	Int	PBU
Ga. Southern	2/1/3	1/2	0	0	0	0	0
Liberty	0/0/0	0	0	0	0	0	0
Maryland	1/0/1	0	0	0	0	0	0
Oklahoma	0/0/0	0	0	0	0	0	0
Oklahoma St.	5/1/6	0	0	0	0	0	2
Baylor	2/1/3	1/5	0	0	0	0	0
TCU	2/1/3	0	0	0	0	0	2
Texas Tech	3/2/5	1/3	0	0	0	0	0
Texas							
Kansas							
Iowa State							
Kansas State							
Totals	15/6/21	3/10	0	0	0	0	4

2015 Season-Game Bests

Unassisted Tackles.....5 vs. Oklahoma State
 Assisted Tackles.....2 vs. Texas Tech
 Total Tackles.....6 vs. Oklahoma State
 Tackles For Loss.....1 (3 times)
 Sacks.....
 Forced Fumbles.....
 Fumble Recoveries.....
 Interceptions.....
 Pass Breakups.....2 vs. Oklahoma State, at TCU

Career Highs

Unassisted Tackles.....5 vs. Oklahoma State ('15)
 Assisted Tackles.....2 at Kansas ('13), vs. Texas Tech ('15)
 Total Tackles.....6 vs. Oklahoma State ('15)
 Tackles For Loss.....1 (4 Times)
 Sacks.....1 vs. Towson ('14)
 Forced Fumbles.....1 at Kansas ('13)
 Fumble Recoveries.....
 Interceptions.....
 Pass Breakups.....2 vs. Oklahoma State ('15), at TCU ('15)

Harper's Defensive Statistics

Year	GP	T/A/TT	TFL	Sacks	INT	PB	FF	FR
2015	8	15/6/21	3/10	0	0	4	0	0
2014	13	9/4/13	1/9	1/9	0	0	0	0
2013	12	6/4/10	0	0	0	0	1	0
Totals	33	30/14/44	4/19	1/9	0	4	1	0



KarlJOSEPH

Height: 5-11 | **Weight:** 200 | **Class:** Senior
Last School: Edgewater | **Hometown:** Orlando, Fla.

2015 Notes

- ▶ Sustained season-ending right knee injury on Oct. 6 in a non-contact drill during practice
- ▶ Started all 42 games of his career
- ▶ At the time of his injury, ranked No. 1 nationally with 1.3 interceptions per game, No. 27 nationally with one fumble recovered and was No. 23 in the NCAA, No. 1 in the Big 12 with 1.5 passes defended per game
- ▶ Had an interception and a sack with five tackles at Oklahoma
- ▶ Finished with four tackles, had an interception and one tackle for loss vs. Maryland
- ▶ Recorded three solo tackles against Liberty
- ▶ Named FWA National Player of the Week for performance against Georgia Southern; also Jim Thorpe National and Big 12 Defensive Player of the Week
- ▶ Had a career-best three interceptions and led the team with eight tackles, seven solo vs. Georgia Southern
- ▶ First WVU player since 1994 to have three interceptions in a game and third all-time to have three in a quarter

2015 Game-By-Game

Opponent	UT/AT/TT	TFL	Sacks	FF	FR	Int	PBU
Ga. Southern	7/1/8	0	0	0	1	3/0	0
Liberty	3/0/3	0	0	0	0	0	0
Maryland	2/2/4	1/1	0	0	0	1	0
Oklahoma	3/2/5	1/8	1/8	0	0	1/7	1
Oklahoma St.			DNP				
Baylor			DNP				
TCU			DNP				
Texas Tech			DNP				
Texas							
Kansas							
Iowa State							
Kansas State							
Totals	15/5/20	2/9	1/8	0	1	5/7	1

2015 Season-Game Bests

Unassisted Tackles.....7 vs. Georgia Southern
 Assisted Tackles.....2 at Oklahoma
 Total Tackles.....8 vs. Georgia Southern
 Tackles For Loss.....1, vs. Maryland; at Oklahoma
 Sacks.....1 at Oklahoma
 Forced Fumbles.....
 Fumble Recoveries.....1 vs. Georgia Southern
 Interceptions.....3 vs. Georgia Southern
 Pass Breakups.....1 at Oklahoma

Career Highs

Unassisted Tackles.....12 at ISU ('12), at K-State ('13)
 Assisted Tackles.....7 vs. Alabama ('14)
 Total Tackles.....18 vs. Alabama ('14)
 Tackles For Loss.....2 (3 times)
 Sacks.....1 vs. Maryland ('12); at Oklahoma ('15)
 Forced Fumbles.....1 (8 times)
 Fumble Recoveries.....1 (6 times)
 Interceptions.....3 vs. Georgia Southern ('15)
 Pass Breakups.....2 vs. Oklahoma State ('13), at Iowa State ('14)

Joseph's Defensive Statistics

Year	GP	T/A/TT	TFL	Sacks	INT	PB	FF	FR
2015	4	15/5/20	2/9	1/8	5/7	1	0	1
2014	13	62/30/92	4.5/11	0	0	1	3	0
2013	12	56/12/68	3/11	0	1/11	4	2	4
2012	13	76/28/104	7/25	1/12	2/22	6	3	1
Totals	42	209/75/284	15.5/56	2.0/20	8/40	12	8	6



Eric KINSEY

Height: 6-3 | Weight: 280 | Class: Senior
Last School: Miami Northwestern | Hometown: Miami, Fla.

2015 Notes

- ▶ Has played in 40 career games and started four
- ▶ Had one tackle for loss with two total tackles at TCU
- ▶ Assisted on three tackles at Oklahoma
- ▶ Recorded three tackles and a pass breakup vs. Maryland
- ▶ Posted a career-best five tackles vs. Georgia Southern

2015 Game-By-Game

Opponent	UT/AT/TT	TFL	Sacks	FF	FR	INT	PBU
Ga. Southern	1/4/5	0.5/2	0	0	0	0	0
Liberty	0/0/0	0	0	0	0	0	0
Maryland	2/1/3	0	0	0	0	0	1
Oklahoma	0/3/3	0	0	0	0	0	0
Oklahoma St.	0/0/0	0	0	0	0	0	0
Baylor	0/1/1	0	0	0	0	0	0
TCU	1/1/2	1/1	0	0	0	0	0
Texas Tech	0/0/0	0	0	0	0	0	0
Texas							
Kansas							
Iowa State							
Kansas State							
Totals	4/10/14	1.5/3	0	0	0	0	0

2015 Season-Game Bests

Unassisted Tackles.....2 vs. Maryland
 Assisted Tackles.....4 vs. Georgia Southern
 Total Tackles.....5 vs. Georgia Southern
 Tackles For Loss.....1 at TCU
 Sacks1 at TCU
 Forced Fumbles.....
 Fumble Recoveries.....
 Interceptions.....
 Pass Breakups1 vs. Maryland

Career Highs

Unassisted Tackles.....2 (5 times)
 Assisted Tackles.....4 vs. Georgia Southern ('15)
 Total Tackles.....5 vs. Georgia Southern ('15)
 Tackles For Loss.....1 (4 times)
 Sacks.....1 vs. Iowa State ('13)
 Forced Fumbles.....
 Fumble Recoveries.....
 Interceptions.....
 Pass Breakups1 (4 times)

Kinsey's Defensive Statistics

Year	GP	T/A/TT	TFL	Sacks	INT	PB	FF	FR
2015	8	4/10/14	1.5/3	0	0	1	0	0
2014	9	2/3/5	1/7	0	0	0	0	0
2013	10	8/7/15	3/8	1	0	1	0	0
2012	13	2/2/4	0	0	0	2	0	0
Totals	40	16/22/38	5.5/18	1	0	4	0	0



Nick KWIATKOSKI

Height: 6-2 | Weight: 238 | Class: Redshirt Senior
Last School: Bethel Park | Hometown: Bethel Park, Pa.

2015 Notes

- ▶ Has played in 43 career games and started 32
- ▶ Ranks No. 11 in the Big 12 in fumbles recovered (1)
- ▶ Recorded seven tackles, tied for his second highest total of the season, and assisted on a tackle for loss vs. Texas Tech
- ▶ Had a team-high-tying seven tackles at TCU
- ▶ Had six tackles, including five solo and one for a loss, at Baylor
- ▶ Had an interception and four tackles vs. Oklahoma State
- ▶ Had a sack, recovered a fumble and led the team with 11 tackles at Oklahoma
- ▶ Had four solo tackles, one for a loss, vs. Maryland
- ▶ Posted seven tackles, five solo with one tackle for loss for four yards vs. Liberty
- ▶ Had seven tackles and 1.5 tackles for loss vs. Georgia Southern

2015 Game-By-Game

Opponent	UT/AT/TT	TFL	Sacks	FF	FR	INT	PBU
Ga. Southern	5/2/7	1.5/7	0	0	0	0	0
Liberty	5/2/7	1/4	0	0	0	0	0
Maryland	4/0/4	1/1	0	0	0	0	0
Oklahoma	2/9/11	1/6	1/6	0	1	0	0
Oklahoma St.	4/0/4	0	0	0	0	1	1
Baylor	5/1/6	1/1	0	0	0	0	0
TCU	6/1/7	0	0	0	0	0	0
Texas Tech	4/3/7	0.5/0	0	0	0	0	1
Texas							
Kansas							
Iowa State							
Kansas State							
Totals	35/18/53	6/19	1/6	0	1	1	2

2015 Season-Game Bests

Unassisted Tackles.....6 at TCU
 Assisted Tackles.....9 at Oklahoma
 Total Tackles.....11 at Oklahoma
 Tackles For Loss.....1.5 vs. Georgia Southern
 Sacks1 at Oklahoma
 Forced Fumbles.....
 Fumble Recoveries.....1 at Oklahoma
 Interceptions.....1 vs. Oklahoma State
 Pass Breakups1 vs. Oklahoma State, vs. Texas Tech

Career Highs

Unassisted Tackles.....10 at Maryland ('14)
 Assisted Tackles.....9 at Oklahoma ('15)
 Total Tackles.....14 vs. Iowa State ('13)
 Tackles For Loss.....3 at Maryland ('15)
 Sacks.....1 vs. GSU ('13), at KSU ('13), at OU ('15)
 Forced Fumbles.....1 vs. GSU ('13), at KSU ('13)
 Fumble Recoveries.....1 at Kansas ('13), at Oklahoma
 Interceptions.....1 (4 times)
 Pass Breakups2 at Maryland ('14); at Iowa State ('14)

Kwiatkoski's Defensive Statistics

Year	GP	T/A/TT	TFL	Sacks	INT	PB	FF	FR
2015	8	35/18/53	6/19	1/6	1	2	0	1
2014	13	71/32/103	11.5/25	0.5	0	4	0	0
2013	10	54/32/86	6.5/20	2	3	0	2	1
2012	12	17/11/28	0	0	0	3	0	0
Totals	43	177/93/270	24/64	3.5	4	9	2	2



Noble NWACHUKWU

Height: 6-2 | Weight: 271 | Class: Redshirt Junior
Last School: Wylie | Hometown: Wylie, Texas

2015 Notes

- ▶ Has played in 30 career games and started 21
- ▶ Recorded a sack for a loss of five yards and five tackles, his second highest total of the season, vs. Texas Tech
- ▶ Had a sack, two tackles for loss and seven total tackles at TCU
- ▶ Had a tackle for loss and three total tackles vs. Oklahoma St.
- ▶ Assisted on a sack and had four tackles at Oklahoma
- ▶ Posted three tackles and a pass breakup vs. Maryland
- ▶ Recorded three tackles vs. Liberty
- ▶ Had one sack for a loss of four yards and forced a fumble vs. Georgia Southern

2015 Game-By-Game

Opponent	UT/AT/TT	TFL	Sacks	FF	FR	INT	PBU
Ga. Southern	1/0/1	1/4	1/4	1	0	0	0
Liberty	2/1/3	0	0	0	0	0	0
Maryland	3/0/3	0	0	0	0	0	1
Oklahoma	1/3/4	0.5/2	0.5/2	0	0	0	0
Oklahoma St.	3/0/3	1/2	0	0	0	0	0
Baylor	0/0/0	0	0	0	0	0	0
TCU	4/3/7	2/8	1/7	0	0	0	0
Texas Tech	4/1/5	1/5	1/5	0	0	0	0
Texas							
Kansas							
Iowa State							
Kansas State							
Totals	18/8/26	5.5/21	3.5/18	1	0	0	1

2015 Season-Game Bests

Unassisted Tackles.....4 at TCU, vs. Texas Tech
 Assisted Tackles.....3 at Oklahoma, at TCU
 Total Tackles.....7 at TCU ('15)
 Tackles For Loss.....2 at TCU
 Sacks1 (3 times)
 Forced Fumbles.....1 vs. Georgia Southern
 Fumble Recoveries.....
 Interceptions.....
 Pass Breakups1 vs. Maryland

Career Bests

Unassisted Tackles.....4 (3 times)
 Assisted Tackles.....5 vs. Alabama ('14)
 Total Tackles.....7 at TCU ('15)
 Tackles For Loss.....2 at Texas ('14), at TCU ('15)
 Sacks1.5 vs. Texas A&M ('14)
 Forced Fumbles.....1 vs. Iowa St. ('13), vs. Ga. Southern ('15)
 Fumble Recoveries.....
 Interceptions.....
 Pass Breakups1 (4 times)

Nwachukwu's Defensive Statistics

Year	GP	T/A/TT	TFL	Sacks	INT	PB	FF	FR
2015	8	18/8/26	5.5/21	3.5/18	0	1	1	0
2014	13	21/13/34	8/30	2/16	0	4	0	0
2013	9	4/1/5	1/8	1/8	0	0	1	0
Totals	30	43/22/65	14.5/59	6.5/42	0	5	2	0



ShaqPETTEWAY

Height: 6-0 | **Weight:** 232 | **Class:** Redshirt Senior
Last School: Steubenville | **Hometown:** Steubenville, Ohio

2015 Notes

- ▶ Has played in 46 career games and has eight starts
- ▶ Posted three solo tackles, with one for a loss, vs. Texas Tech
- ▶ Recorded two tackles, one for a loss, at TCU
- ▶ Led the team with a career-best eight solo tackles at Baylor
- ▶ Had eight tackles with a pass breakup vs. Oklahoma State
- ▶ Had two tackles for loss, including a sack, with five tackles at Oklahoma
- ▶ Had one sack and three tackles vs. Maryland
- ▶ Had three tackles, all solo, vs. Liberty
- ▶ Had four tackles vs. Georgia Southern

2015 Game-By-Game

Opponent	UT/AT/TT	TFL	Sacks	FF	FR	Int	PBU
Ga. Southern	2/2/4	0	0	0	0	0	0
Liberty	3/0/3	0	0	0	0	0	0
Maryland	2/1/3	1/7	1/7	0	0	0	0
Oklahoma	2/3/5	2/8	1/7	0	0	0	0
Oklahoma St.	6/2/8	0	0	0	0	0	1
Baylor	8/0/8	1/1	0	0	0	0	0
TCU	2/0/2	1/1	0	0	0	0	0
Texas Tech	3/0/3	1/2	0	0	0	0	0
Texas							
Kansas							
Iowa State							
Kansas State							
Totals	28/8/36	6/19	2/14	0	0	0	1

2015 Season-Game Bests

Unassisted Tackles..... 8 at Baylor
 Assisted Tackles..... 3 at Oklahoma
 Total Tackles..... 8 vs. Oklahoma State, at Baylor
 Tackles For Loss..... 2 at Oklahoma
 Sacks 1 vs. Maryland, at Oklahoma
 Forced Fumbles.....
 Fumble Recoveries.....
 Interceptions.....
 Pass Breakups1 vs. Oklahoma State

Career Bests

Unassisted Tackles.....8 at Baylor ('15)
 Assisted Tackles..... 5 at Iowa State ('14)
 Total Tackles..... 10 vs. TCU ('12)
 Tackles For Loss.....2 at Oklahoma ('15)
 Sacks..... 1.5 vs. TCU ('12)
 Forced Fumbles.....
 Fumble Recoveries.....
 Pass Breakups2 vs. Oklahoma ('12)

Petteaway's Defensive Statistics

Year	GP	T/A/TT	TFL	Sacks	INT	PB	FF	FR
2015	8	28/8/36	6/19	2/14	0	1	0	0
2014	13	32/7/39	4/10	1/4	0	1	0	0
2012	13	26/16/42	4.5/17	1.5/14	0	3	0	0
2011	12	5/3/8	0	0	0	0	0	0
Totals	46	91/34/125	14.5/46	4.5/32	0	45	0	0



KyleROSE

Height: 6-4 | **Weight:** 295 | **Class:** Redshirt Senior
Last School: Centerville | **Hometown:** Centerville, Ohio

2015 Notes

- ▶ Has played in 46 career games and started 28
- ▶ Had four solo tackles vs. Texas Tech
- ▶ Finished with four tackles at TCU
- ▶ Recorded a sack and five tackles vs. Oklahoma State
- ▶ Had three tackles at Oklahoma
- ▶ Had six solo tackles vs. Liberty
- ▶ Posted six tackles, third on the team, vs. Georgia Southern

2015 Game-By-Game

Opponent	UT/AT/TT	TFL	Sacks	FF	FR	Int	PBU
Ga. Southern	3/3/6	0	0	0	0	0	0
Liberty	6/0/6	0	0	0	0	0	0
Maryland	1/0/1	0	0	0	0	0	0
Oklahoma	2/1/3	0	0	0	0	0	0
Oklahoma St.	5/0/5	1/5	1/5	0	0	0	0
Baylor	1/0/1	0	0	0	0	0	0
TCU	2/2/4	0	0	0	0	0	0
Texas Tech	4/0/4	0	0	0	0	0	0
Texas							
Kansas							
Iowa State							
Kansas State							
Totals	24/6/30	1/5	1/5	0	0	0	0

2015 Season-Game Bests

Unassisted Tackles.....6 vs. Liberty
 Assisted Tackles..... 3 vs. Georgia Southern
 Total Tackles..... 6 vs. Georgia Southern, vs. Liberty
 Tackles For Loss..... 1 vs. Oklahoma State
 Sacks 1 vs. Oklahoma State
 Forced Fumbles.....
 Fumble Recoveries.....
 Interceptions.....
 Pass Breakups

Career Highs

Unassisted Tackles..... 6 vs. Liberty ('15)
 Assisted Tackles.....5 at TCU ('13), vs. Iowa State ('13)
 Total Tackles.....7 at TCU ('13)
 Tackles For Loss.....2 at Oklahoma ('13)
 Sacks1 vs. Georgia State ('13), vs. Oklahoma St ('15)
 Forced Fumbles.....
 Fumble Recoveries.....2 at Oklahoma ('15)
 Interceptions..... 1 vs. Texas ('13)
 Pass Breakups 1 (3 times)

Rose's Defensive Statistics

Year	GP	T/A/TT	TFL	Sacks	INT	PB	FF	FR
2015	8	24/6/30	1/5	1/5	0	0	0	0
2014	13	19/16/35	1/1	0	0	0	0	0
2013	12	29/20/49	8.5/31	1/7	0	1	0	1
2012	13	14/11/25	0	0	0	2	0	0
Totals	46	86/53/145	10.5/37	2/12	0	3	0	1



RickRUMPH III

Height: 5-11 | **Weight:** 185 | **Class:** Senior
Last School: Mainland | **Hometown:** Daytona Beach, Fla.

2015 Notes

- ▶ Has played in 38 career games with one start
- ▶ Made his first career start against Texas Tech and had a career-high-tying six tackles with his first tackle for loss
- ▶ Missed TCU game due to a death in his family
- ▶ Had two tackles vs. Oklahoma State
- ▶ Posted two tackles vs. Maryland
- ▶ Notched his first tackle of the year vs. Liberty

2015 Game-By-Game

Opponent	UT/AT/TT	TFL	Sacks	FF	FR	Int	PBU
Ga. Southern	0/0/0	0	0	0	0	0	0
Liberty	1/0/1	0	0	0	0	0	0
Maryland	1/1/2	0	0	0	0	0	0
Oklahoma	1/0/1	0	0	0	0	0	0
Oklahoma St.	2/0/2	0	0	0	0	0	0
Baylor	0/1/1	0	0	0	0	0	0
TCU			DNP				
Texas Tech	5/1/6	1/1	0	0	0	0	0
Texas							
Kansas							
Iowa State							
Kansas State							
Totals	10/3/13	1/1	0	0	0	0	0

2015 Season-Game Bests

Unassisted Tackles.....5 vs. Texas Tech
 Assisted Tackles..... 1 (3 times)
 Total Tackles.....6 vs. Texas Tech
 Tackles For Loss..... 1 vs. Texas Tech
 Sacks
 Forced Fumbles.....
 Fumble Recoveries.....
 Interceptions.....
 Pass Breakups

Career Highs

Unassisted Tackles.....6 vs. Baylor ('14)
 Assisted Tackles.....3 at Oklahoma ('13)
 Total Tackles.....6 vs. Baylor ('14), vs. Texas Tech ('15)
 Tackles For Loss..... 1 vs. Texas Tech ('15)
 Sacks.....
 Forced Fumbles.....1 at Texas Tech ('12)
 Fumble Recoveries.....
 Interceptions..... 1 vs. Kansas State ('14)
 Pass Breakups

Rumph's Defensive Statistics

Year	GP	T/A/TT	TFL	Sacks	INT	PB	FF	FR
2015	7	10/3/13	1/1	0	0	0	0	0
2014	13	17/5/22	0	0	1	0	0	0
2013	9	3/3/6	0	0	0	0	0	0
2012	9	6/3/9	0	0	0	0	0	1
Totals	38	36/14/50	1/1	0	1	0	0	1



Jeremy TYLER

Height: 5-11 | Weight: 206 | Class: Junior
Last School: Martin Luther King | Hometown: Lithonia, Ga.

2015 Notes

- ▶ Has played in 28 career games and started one
- ▶ Missed the Texas Tech game due to a death in his family
- ▶ Had a pair of solo tackles at TCU
- ▶ Had three solo tackles at Baylor
- ▶ Recorded first career interception vs. Maryland and returned it 19 yards
- ▶ Had four tackles vs. Georgia Southern

2015 Game-By-Game

Opponent	UT/AT/TT	TFL	Sacks	FF	FR	Int	PBU
Ga. Southern	3/1/4	0	0	0	0	0	0
Liberty	0/0/0	0	0	0	0	0	0
Maryland	0/0/0	0	0	0	0	1/19	0
Oklahoma	0/0/0	0	0	0	0	0	0
Oklahoma St.	0/0/0	0	0	0	0	0	0
Baylor	3/0/3	0	0	0	0	0	0
TCU	2/0/2	0	0	0	0	0	0
Texas Tech			DNP				
Texas							
Kansas							
Iowa State							
Kansas State							
Totals	8/1/9	0	0	0	0	1/19	0

2015 Season-Game Bests

Unassisted Tackles.....3 vs. Georgia Southern, at Baylor
 Assisted Tackles.....1 vs. Georgia Southern
 Total Tackles.....4 vs. Georgia Southern
 Tackles For Loss.....
 Sacks.....
 Forced Fumbles.....
 Fumble Recoveries.....
 Interceptions.....1 vs. Maryland
 Pass Breakups.....

Career Highs

Unassisted Tackles.....7 vs. Iowa State ('13)
 Assisted Tackles.....3 vs. Iowa State ('13)
 Total Tackles.....10 vs. Iowa State ('13)
 Tackles For Loss.....2.5 vs. Iowa State ('13)
 Sacks.....
 Forced Fumbles.....1 vs. Iowa State ('13)
 Fumble Recoveries.....
 Interceptions.....1 vs. Maryland ('15)
 Pass Breakups.....1 vs. Iowa State ('13)

Tyler's Defensive Statistics

Year	GP	T/A/TT	TFL	Sacks	INT	PB	FF	FR
2015	7	8/1/9	0	0	1/19	0	0	0
2014	13	7/2/9	0	0	0	0	0	0
2013	8	12/5/17	3/8	0	0	1	1	0



Daryl WORLEY

Height: 6-2 | Weight: 202 | Class: Junior
Last School: William Penn Charter | Hometown: Philadelphia, Pa.

2015 Notes

- ▶ Has played in 30 career games and started 24
- ▶ Ranks No. 12 nationally; No. 1 in the Big 12 in passes defended (1.5)
- ▶ Tied for No. 5 in the Big 12 in interceptions (3)
- ▶ Recorded an interception and was tied for second on the team with a season-best seven tackles vs. Texas Tech
- ▶ Had two tackles, one for loss, with a pair of pass breakups at TCU
- ▶ Had a career-best three pass breakups with four tackles at Baylor
- ▶ Had an interception with three tackles vs. Oklahoma State
- ▶ Forced a fumble and had five tackles at Oklahoma
- ▶ Had an interception and three tackles vs. Maryland
- ▶ Recorded three solo tackles and two pass breakups vs. Liberty

2015 Game-By-Game

Opponent	UT/AT/TT	TFL	Sacks	FF	FR	Int	PBU
Ga. Southern	1/0/1	0	0	0	0	0	1
Liberty	3/0/3	0	0	0	0	0	2
Maryland	3/0/3	0	0	0	0	1/0	0
Oklahoma	4/1/5	0	0	1	0	0	0
Oklahoma St.	3/0/3	0	0	0	0	1/0	1
Baylor	4/0/4	0	0	0	0	0	3
TCU	2/0/2	1/3	0	0	0	0	2
Texas Tech	6/1/7	0	0	0	0	1/0	0
Texas							
Kansas							
Iowa State							
Kansas State							
Totals	26/2/28	1/3	0	1	0	3/0	9

2015 Season-Game Bests

Unassisted Tackles.....6 vs. Texas Tech
 Assisted Tackles.....1 at Oklahoma, vs. Texas Tech
 Total Tackles.....7 vs. Texas Tech
 Tackles For Loss.....1 at TCU
 Sacks.....
 Forced Fumbles.....1 at Oklahoma
 Fumble Recoveries.....
 Interceptions.....1 (3 times)
 Pass Breakups.....3 at Baylor

Career Bests

Unassisted Tackles.....9 vs. Alabama ('14)
 Assisted Tackles.....3 vs. Iowa State ('13)
 Total Tackles.....11 vs. Alabama ('14)
 Tackles For Loss.....1 (6 times)
 Sacks.....
 Forced Fumbles.....1 at Oklahoma ('15)
 Fumble Recoveries.....
 Interceptions.....1 (7 times)
 Pass Breakups.....3 at Baylor ('15)

Worley's Defensive Statistics

Year	GP	T/A/TT	TFL	Sacks	INT	PB	FF	FR
2015	8	26/2/28	1.3	0	3/0	9	1	0
2014	11	44/8/52	4.5/13	0	3/13	4	0	0
2013	11	36/9/45	3/6	0	1/0	5	0	0
Totals	30	106/19/125	8.5/22	0	7/13	18	1	0



Josh LAMBERT

Height: 5-11 | Weight: 212 | Class: Redshirt Junior
Last School: Garland | Hometown: Garland, Texas

2015 Notes

- ▶ Three-year starter at kicker
- ▶ 2014 Lou Groza Award finalist
- ▶ Named 2014 All-American
- ▶ Holds the NCAA record for most FGs in a season of 40 yards or more (16), most games with multiple FGs (10) and most games with three or more FGs (6)
- ▶ Has made 58 career FGs and is tied for No. 2 on WVU's all-time list
- ▶ No. 8 in the conference and No. 82 nationally in FG percentage
- ▶ No. 3 in the Big 12 and No. 40 nationally in FGs made per game
- ▶ Tied for No. 3 in the Big 12 in total field goals made
- ▶ No. 7 in Big 12 overall scoring and No. 5 in Big 12 scoring by kickers; Ranks No. 55 in overall scoring nationally
- ▶ Hit for a 51-yard FG at TCU; his longest of the season and sixth 50-plus FG of his career
- ▶ One FG vs. Oklahoma State for 38 yards
- ▶ One FG at Oklahoma good from 23 yards
- ▶ One FG vs. Maryland for 48 yards
- ▶ In game two vs Liberty, connected on two field goals
- ▶ Started 2015 with three field goals and 14 total points against Ga. Southern

2015 Game-By-Game

Opponent	FGM/A	Pct.	Lg	XP/A	Pts.
Ga. Southern	3/3	1.000	32	5/5	14
Liberty	2/3	.666	28	5/5	11
Maryland	1/3	.333	48	6/6	9
Oklahoma	1/1	1.000	23	3/3	6
Oklahoma State	1/1	1.000	38	3/3	6
Baylor	1/2	.500	25	5/5	8
TCU	1/1	1.000	51	1/1	4
Texas Tech	1/2	.500	39	4/4	7
Texas					
Kansas					
Iowa State					
Kansas State					
Totals	11/16	.688	51	32/32	65

2015 FG SEQUENCE

	West Virginia
Georgia Southern	(26), (32), (22)
Liberty	(28), (25), 54
Maryland	51, (48), 44
Oklahoma	(23)
Oklahoma State	(38)
Baylor	(25), 35
TCU	(51)
Texas Tech	35, (39)
Texas	
Kansas	
Iowa State	
Kansas State	

Numbers in parentheses indicate FG was made.

Lambert's Field Goals

Year	FG/A	Pct.	1/29	30/39	40/49	50+	Lg
2015	11/16	.688	6/6	3/5	1/2	1/3	51
2014	30/39	.769	8/8	6/7	12/19	4/5	55
2013	17/23	.739	6/6	5/6	5/6	1/5	50
Totals	58/78	.743	20/20	14/18	18/27	6/13	55

2015 Single-Game Bests

Field Goals Made 3 vs. Ga. Southern
Field Goals Attempted..... 3 vs. Ga. Southern, Liberty
Field Goal Percentage (min2)..... 1.000 vs. Ga. Southern
Longest Field Goal 51 vs. TCU
Extra Points Made..... 5 vs. Ga. Southern, Liberty, Baylor
Extra Points Attempted 5 vs. Ga. Southern, Liberty, Baylor

Career Bests

Field Goals Made 4 vs. Kansas '14
Field Goals Attempted..... 5 vs. OSU '13, Kansas '14
Field Goal Percentage (min 2)..... 1.000 vs. 9 times
Longest Field Goal 55 vs. Texas Tech '14
Extra Points Made..... 6 vs. Baylor '13
Extra Points Attempted..... 6 vs. Baylor '13
Consecutive Field Goals Made..... 10 in 2013
Consecutive Extra Points Made..... 91 (active from 2013-15)



Nick O'TOOLE

Height: 6-3 | Weight: 216 | Class: Senior
Last School: Fullerton College | Hometown: Corona, Calif.

2015 Notes

- ▶ Named Academic All-Big 12 Second Team
- ▶ Ranks No. 1 in Big 12 punting and No. 7 nationally
- ▶ Long punt on the year is 65 yards vs. Ga. Southern
- ▶ Best punting average is 49.7 yards vs. Liberty
- ▶ Best kickoff average is 64.8 vs. Oklahoma State
- ▶ 15 punts on the year of more than 50 yards
- ▶ 16 punts on the year inside the opponents 20-yard line
- ▶ For his career, has 19 games placing multiple punts inside the opponents 20-yard line
- ▶ For his career, has four games with at least four punts of 50 yards or more
- ▶ For his career, has 15 games with at least two 50-yard punts
- ▶ Avg. 45.6 yards at TCU on seven punts with two going for more than 50 yards and placed three inside the 20
- ▶ Four punts at Baylor for 190 yards and a 47.5 avg.
- ▶ Great day vs. Oklahoma State with eight punts for a 47.6 avg. Long punt went for 57 yards with three placed inside the 20
- ▶ Day against the Cowboys included punts of 49, 56, 50, 56, 46 and 57 yards and a season high kickoff avg. of 64.8 yards
- ▶ Strong day at Oklahoma averaging 46.6 yards per punt with a long of 60 yards. Four punts went for more than 50 yards and he placed two inside the Sooner 20-yard line
- ▶ Four punts vs. Maryland for an average of 45.2 yards, placing two punts inside the 20 with a long of 56 yards
- ▶ Converted a fake punt for 13 yards and a first down against Maryland on 4th-and-12
- ▶ Great day vs. Liberty with three punts for 149 yards, averaging 49.7 yards per kick with a long punt of 57 yards
- ▶ Game against Liberty included two punts downed inside the Flame three-yard line
- ▶ Four punts vs. Ga. Southern for 177 yards. Averaged 44.2 yards per punt and placed two punts inside the 20

2015 Game-By-Game Punting

Opponent	Punts	Yds	Avg.	Lg	TB	FC	50+	I-20
Ga. Southern	4	177	44.2	65	2	1	1	2
Liberty	3	149	49.7	57	0	0	1	2
Maryland	4	181	45.2	56	2	2	2	2
Oklahoma	7	326	46.6	60	1	1	4	2
Oklahoma State	8	381	47.6	57	2	5	4	3
Baylor	4	190	47.5	54	0	3	1	1
TCU	7	319	45.6	54	1	4	2	3
Texas Tech	3	95	31.7	40	0	0	0	1
Texas								
Kansas								
Iowa State								
Kansas State								
Totals:	40	1,818	45.5	65	8	16	15	16

Career Bests

Most Punts 8 vs. 4 teams -latest Oklahoma State '15
Longest Punt 68 vs. Iowa State '13
Best Punting Average 56.0 vs. Iowa State '13
Punts Inside the 20-Yard Line 5 vs. Oklahoma St. '14
Punts of More Than 50-Yards 4 vs. Md, Texas '13, OU, OSU '15
Most Kickoff Yards 447 vs. Maryland '15
Best Kickoff Average 64.8 vs. Oklahoma State '15

O'Toole's Punting Statistics

Year	Punts	Yards	Avg.	Lg	TB	FC	50+	I-20
2015	40	1,818	45.5	65	8	16	15	16
2014	57	2,383	41.8	59	2	21	11	24
2013	73	3,218	44.1	68	5	23	26	22
Totals	170	7,419	43.6	68	15	60	52	62

O'Toole's Kickoff Statistics

Year	Kickoffs	Yards	Avg.	TB
2015	40	2,516	62.9	13



Gary JENNINGS

Height: 6-1 | Weight: 206 | Class: Freshman
Last School: Colonial Forge | Hometown: Stafford, Va.

2015 Notes

- ▶ Season-high three kickoff returns at Baylor
- ▶ Season-long 28 yard kickoff return at Baylor
- ▶ Season-high three punt returns against Oklahoma State
- ▶ Season-long 15 yard punt return against Liberty

2015 Game-By-Game Punt Return Statistics

Opponent	No.	Yards	Avg.	TD	Lg
Ga. Southern	0	0	0	0	0
Liberty	1	15	15.0	0	15
Maryland	1	8	8.0	0	8
Oklahoma	2	7	3.5	0	6
Oklahoma State	3	3	1.0	0	1
Baylor	0	0	0	0	0
TCU	0	0	0	0	0
Texas Tech	1	1	1.0	0	1
Texas					
Kansas					
Iowa State					
Kansas State					
Totals	8	34	4.3	0	15

2015 Game-By-Game Kickoff Return Statistics

Opponent	No.	Yards	Avg.	TD	Lg
Ga. Southern	0	0	0	0	0
Liberty	0	0	0	0	0
Maryland	0	0	0	0	0
Oklahoma	1	18	18.0	0	18
Oklahoma State	0	0	0	0	0
Baylor	3	64	22.0	0	28
TCU	0	0	0	0	0
Texas Tech	0	0	0	0	0
Texas					
Kansas					
Iowa State					
Kansas State					
Totals	4	82	20.5	0	28

2015 Single-Game Bests


Punt Returns.....2 vs. Oklahoma State
 Return Yards 15 vs. Liberty
 Touchdowns.....
 Long Return..... 15 vs. Liberty
 Kickoff Returns3 at Baylor
 Return Yards64 at Baylor
 Touchdowns.....
 Long Return.....28 at Baylor

Jennings' Punt Return Statistics

Year	Games	No.	Yards	Avg.	TD	Long
2015	8	8	34	4.3	0	15

Jennings' Kick Return Statistics

Year	Games	No.	Yards	Avg.	TD	Long
2015	8	4	82	20.5	0	28



Jovon DURANTE

Height: 6-0 | Weight: 165 | Class: Freshman
Last School: Miramar | Hometown: Miami, Fla.

2015 Notes

- ▶ Ranks No. 34 nationally; No. 4 in the Big 12 in kickoff return average per game (24.9)
- ▶ Two kickoff returns vs. Texas Tech for 55 yards with a long of 29. Also had a 26-yard kickoff return vs. Texas Tech
- ▶ One kickoff return at TCU for 18 yards
- ▶ Long return on the year of 43 yards at Baylor
- ▶ Season-high six kickoff returns against Oklahoma State
- ▶ Saw first collegiate action as true freshman against Georgia Southern

2015 Game-By-Game Kickoff Return Statistics

Opponent	No.	Yards	Avg.	TD	Lg
Ga. Southern	0	0	0	0	0
Liberty	0	0	0	0	0
Maryland	0	0	0	0	0
Oklahoma	1	36	36.0	0	36
Oklahoma State	6	122	20.3	0	30
Baylor	1	43	43.0	0	43
TCU	1	18	18.0	0	18
Texas Tech	2	55	27.5	0	29
Texas					
Kansas					
Iowa State					
Kansas State					
Totals	11	274	24.9	0	43

2015 Single-Game Bests

Kickoff Returns6 vs. Oklahoma State
 Return Yards122 vs. Oklahoma State
 Return Touchdowns
 Long Return.....43 at Baylor

Durante's Kickoff Return Statistics

Year	Kickoff Returns	Yards	Avg.	Long
2015	11	274	24.9	43



Shelton GIBSON

Height: 5-11 | Weight: 193 | Class: Redshirt Sophomore
Last School: Cleveland Heights | Hometown: Cleveland, Ohio

2015 Notes

- ▶ Two-year kickoff returner for WVU
- ▶ Tied for No. 7 nationally; tied for No. 2 in the Big 12 in kickoff return touchdowns (1)
- ▶ Had a 100-yard return for a touchdown at Baylor
- ▶ Ninth Mountaineer to have a 100-yard kickoff return
- ▶ Posted 277 all-purpose yards at Baylor, 14th best in WVU history

2015 Game-By-Game Kickoff Return Statistics

Opponent	No.	Yards	Avg.	TD	Lg
Ga. Southern	0	0	0	0	0
Liberty	1	25	25.0	0	25
Maryland	0	0	0	0	0
Oklahoma	2	30	15.0	0	15
Oklahoma State	1	32	32.0	0	32
Baylor	5	185	37.0	1	100
TCU	0	0	0.0	0	0
Texas Tech	0	0	0.0	0	0
Texas					
Kansas					
Iowa State					
Kansas State					
Totals	9	272	30.2	1	100

2015 Single-Game Bests

Kickoff Returns5 at Baylor
 Return Yards185 at Baylor
 Return Touchdowns1 at Baylor
 Long Return.....100 at Baylor

Gibson's Career Bests

Kickoff Returns6 vs. Kansas State ('14)
 Return Yards185 at Baylor ('15)
 Return Touchdowns1 at Baylor ('15)
 Long Return.....100 at Baylor ('15)

Gibson's Kickoff Return Statistics

Year	Kickoff Returns	Yards	Avg.	Long
2015	9	272	30.2	100
2014	13	250	19.2	42
Totals	22	522	23.7	100



SklyerHOWARD

KarlJOSEPH

Game No. 1: West Virginia 44, Georgia Southern 0

MORGANTOWN, W.Va. (Sept 5, 2015) - Led by its veteran defense, West Virginia opened the 2015 season with an impressive, 44-0, shutout of Georgia Southern and its option offense.

The Eagles did not complete a pass until late in the third quarter and were held to just two completions and 29 yards through the air. Leading the Mountaineer defensive performance was senior Karl Joseph with three interceptions and a forced fumble to go along with a game high eight tackles.

For its part, the Mountaineer offense connected on big plays throughout the night and eventually broke the game open in the second half.

The scoring started fairly early in the first quarter on the game's opening possession. Much had been made in the preseason of West Virginia's young and talented receiving corps and the season's first touchdown went to a true freshman.

Finishing off a nine-play, 87-yard drive was quarterback Sklyer Howard's 41-yard bomb to Jovon Durante, marking the freshman's first career catch.

West Virginia has an All-American kicker and Lou Groza finalist in junior Josh Lambert, and the Mountaineers put his leg to work for the rest of the first half.

Lambert was called on to attempt his first field goal of the season at the 7:59 mark, and he converted from 26-yards out, ending the scoring in the opening quarter in favor of WVU, 10-0.

Lambert's kicking leg came in handy again in the second quarter as his 32-yard field goal ended a 66-yard scoring drive, before his 22-yarder closed a 65-yard drive and gave the Mountaineers a 16-0 advantage at the half.

While West Virginia chalked up 319 yards of total offense in the first half, the Eagles had just 89 total yards but still only trailed by two scores.

That soon changed in the second half, as the WVU offense erupted for 28 points and the first

half field goals turned in to second half touchdowns.

Joseph's second interception set up running back Rushel Shell's six-yard touchdown run at the 9:06 mark of the third.

Howard then threw his second touchdown pass in the game at the 4:19 mark, when he found Shelton Gibson for a 26-yard scoring strike and a 30-0 Mountaineer advantage.

Joseph's third interception in the quarter led to West Virginia's next score early in the fourth. Howard found receiver Daikiel Shorts for a 26-yard

pass, setting up Wendell Smallwood's 19-yard scoring run on the very next play. The rushing score sealed an impressive 85-yard drive in just six plays, giving WVU a 37-0 lead.

The Mountaineers finished the game's scoring with 2:26 left, when backup quarterback William Crest Jr. marched the Mountaineers on a 10-play, 41-yard drive that ended with Crest's two-yard run.

Gibson and Durante both made their first starts for the Mountaineers and responded with 100-yard receiving efforts. Gibson had three catches for 130 yards and a score, while Durante finished with three receptions for 121 yards and a touchdown. Ironically, both long receptions by the two receivers went for 57 yards.

Howard was solid with 16 completions for 359 yards, and Wendell Smallwood led the rushing effort with 96 yards and a score. In addition to the play of Joseph, a preseason All-American, the WVU defense got a strong performance out of senior linebacker Nick Kwiatkoski with seven tackles and two TFL

Final totals for West Virginia stood at 185 yards rushing and 359 passing for 544 yards of total offense on just 66 plays for an average of 8.4 yards per play.

With the win, West Virginia recorded back-to-back shutouts in home openers and improved to 88-31-4 all-time in season openers and 31-4-1 in openers at Milan Puskar Stadium.

Scoring and Statistical Summary

	1	2	3	4	F
Ga. Southern	0	0	0	0	0
West Virginia	10	6	14	14	44

1st	WVU - Jovon Durante 41 pass from Sklyer Howard (Josh Lambert kick) WVU - Lambert 26 FG
2nd	WVU - Lambert 32 FG WVU - Lambert 22 FG
3rd	WVU - Rushel Shell 6 rush (Lambert kick) WVU - Shelton Gibson 26 pass from Howard (Lambert kick)
4th	WVU - Wendell Smallwood 19 rush (Lambert kick) WVU - William Crest 2 rush (Lambert kick)

	GSU	WVU
First Downs	14	21
Rushes/Yards	57/195	40/185
Passing Yardage	29	359
Passes	2/13/4	16/26/0
Punts	5/232/46.4	4/177/44.2
Fumbles/Lost	2/1	1/0
Return Yardage	96	0
Penalties/Yards	1/15	5/37
Time of Possession	34:07	25:53

WVU RUSHING: Smallwood 11-96, Shell 8-42; WVU PASSING: Howard 16-25-0-359; WVU RECEIVING: Gibson 3-130, Durante 3-121; WVU TACKLES (TFL/QS): Joseph 8, Kwiatkoski 7 (2/0) Rose 6; WVU INTERCEPTIONS: Joseph (3), Askew Henry (1).

GSU RUSHING: Breida 17-70, Upshaw 16-64; GSU PASSING: Upshaw 2-13-4-29; GSU RECEIVING: Keaton 1-17, Johnson 1-12; GSU TACKLES (TFL/QS): Dobson 7, Jones 6, Gallon 6 (1/1), Williams 6 (1/0); GSU INTERCEPTIONS: None.

Attendance - 55,182



Al-Rasheed BENTON

Jovon DURANTE

Game No. 2: West Virginia 41, Liberty 17

MORGANTOWN, W.Va. (Sept 12, 2015) - West Virginia captured win No. 2 on the season with a 41-17 victory over Liberty at Milan Puskar Stadium.

The Mountaineers used a very efficient offense and solid defensive play to defeat the Flames. Efficiency came in the form of quarterback Skyler Howard who completed 21 passes on 26 attempts for 263 yards and three touchdowns.

Defensively, West Virginia shut out the Flames in the first half, giving the unit seven straight quarters of shutout football dating back to 2014. Punter Nick O'Toole also kept Liberty in poor field position for most of the game by pinning two punts inside the three-yard line and averaging almost 50 yards per punt.

The Mountaineer offense was able to march on the Flames in the first quarter with an 11-play and a 10-play drive that stalled in the red zone. Kicker Josh Lambert put the Mountaineers on the board at the 12:21 mark with a 28-yard field goal, followed by a 25-yarder at the 4:21 mark.

Leading 6-0 going in the second quarter, West Virginia finally turned drives into touchdowns to open up a 20-0 lead at the half.

Early in the second, Howard led the offense on a 71-yard drive that was highlighted by a 52-yard touchdown reception by receiver Shelton Gibson, upping the WVU advantage to 13-0.

Running back Wendell Smallwood closed out the scoring in the first half as he recovered his own fumble in the end zone for a West Virginia touchdown. Smallwood's run capped off an 11-play, 64-yard drive in 4:12. He gained four yards before fumbling and earned the additional yard by recovering the football in the end zone for the score.

West Virginia added another touchdown in the third quarter before the Liberty offense got on track and lit up its side of the board.

With 8:11 remaining in the third quarter, Howard again struck through the air with a 10-yard pass to Jovon Durante, putting the Mountaineers up 27-7.

Liberty came into the game with a highly touted offense and after missing three field goals in the first half, the Flames got on the board with 4:35 left in the quarter.

Quarterback Josh Woodrum ran the Flame offense well in the first half only to be kept off the board by the missed field goals. This time Woodrum connected on a seven-yard touchdown to Todd Macon, ending a 78-yard drive.

West Virginia answered the touchdown with one of its own with just 32 seconds left in the quarter. Howard tossed a four-yard pass to fullback Elijah

Wellman for WVU's sixth score on the day.

Early in the fourth, Liberty kicker John Lunsford finally connected on a field goal by hitting a 49-yarder, putting the Flames deficit at 34-10. Woodrum then struck with the deep pass by connecting with Zac Parker on a 60-yard scoring strike to put the score at 34-17 in favor of WVU.

The Mountaineers ended the scoring with just 3:36 left on Smallwood's five-yard rush.

Aside from the efficiency of Howard, West Virginia got good offensive numbers from Smallwood with two scores and 88 yards rushing. Howard added 68 yards rushing to go along with his strong passing totals, and Gibson finished with 81 yards receiving, followed by Daikiel Shorts with 78 yards.

On defense, linebackers Nick Kwiatkoski and Al-Rasheed Benton along with defensive back Dravon Askew-Henry all totaled seven tackles.

For Liberty, Woodrum passed for 280 yards, Desmond Rice rushed for 37 and Dante' Shells had 71 yards receiving to pace the offense. On the defensive side of the ball for the Flames, Nick Newman and Avery James combined for 19 tackles, three TFL and one sack

Final totals showed West Virginia with 172 yards rushing and 313 through the air for 485 yards of offense. Liberty rushed for 92 yards and passed for 280 to total 372 yards.

With the win, WVU moves to 16-0 all-time against FCS schools.

Scoring and Statistical Summary

	1	2	3	4	F
Liberty	0	0	7	10	17
West Virginia	6	14	14	7	41

1st	WVU - Josh Lambert 28 FG WVU - Lambert 25 FG	
2nd	WVU - Shelton Gibson 52 pass from Skyler Howard (Lambert kick) WVU - Wendell Smallwood 0 fumble recovery (Lambert kick)	
3rd	WVU - Jovon Durante 10 pass from Howard (Lambert kick) LU - Todd Macon 7 rush (John Lunsford kick) WVU - Elijah Wellman 4 pass from Howard (Lambert kick)	
4th	WVU - Lunsford 49 FG LU - Zac Parker 60 pass from Josh Woodrum (Lunsford kick) WVU - Smallwood 5 rush (Lambert kick)	

	LU	WVU
First Downs	17	25
Rushes/Yards	28/92	45/172
Passing Yardage	280	313
Passes	21/33/0	27/32/0
Punts	4/155/38.8	3/149/49.7
Fumbles/Lost	1/0	1/0
Return Yardage	109	61
Penalties/Yards	4/26	6/58
Time of Possession	30:33	29:27

WVU RUSHING: Smallwood 15-88, Howard 12-68; WVU PASSING: Howard 21-26-0-263; WVU RECEIVING: Durante 7-60, Shorts 4-78, Jennings 4-28, Smallwood 4-24; WVU TACKLES (TFL/QS): Henry 7, Kwiatkoski 7 (1/0), Benton 7 (2/0), WVU INTERCEPTIONS: None.

LU RUSHING: Rice 11-37, Macon 8-31; LU PASSING: Woodrum 21-32-0-280; LU RECEIVING: Shells 4-71, Peterson 4-64; LU TACKLES (TFL/QS): Newman 10 (1/0), James 9 (2/1); LU INTERCEPTIONS: None.

Attendance - 52,899



TerrellCHESTNUT

WendellSMALLWOOD

Game No. 3: West Virginia 45, Maryland 6

MORGANTOWN, W.Va. (Sept 26, 2015) - No matter how you look at it, West Virginia turned in a dominating performance in game three of the 2015 season with a lopsided 45-6 victory over Maryland.

Pregame festivities included the induction of the 25th WVU Sports Hall of Fame class, which included football's Amos Zereoue, Ken Herock and Bobby Bowden, the 40th anniversary reunion of the 1975 Peach Bowl championship team and country music star Brad Paisley becoming only the second person in Milan Puskar Stadium history to sing "Take Me Home, Country Roads" live in a pregame performance.

However, none of the festivities provided a distraction to the Mountaineers, who were focused on the non-conference matchup between the Big 12 and Big Ten.

The Mountaineers started fast and never looked back. On WVU's opening possession, quarterback Skyler Howard found fullback Elijah Welman for a seven-yard touchdown, and the score would pave the way for a 21-point first quarter for WVU.

West Virginia started the game by scoring on four of its first five drives, with the lone non-scoring drive ending with a missed field goal.

The West Virginia defense came up with five interceptions in the game, which put the Mountaineers in great field position, and an efficient offense made the most of the turnovers.

WVU added to its seven-point advantage with a Wendell Smallwood four-yard rush, before closing the first quarter on Howard's 15-yard touchdown pass to receiver Shelton Gibson.

The first score of the second quarter was one of the prettiest deep scoring passes you will see as Howard hit Gibson in stride behind a Terp defender for a 41-yard touchdown strike and a 28-0 WVU advantage.

That pass ended a five-play, 80-yard drive, and while the Mountaineer defense kept the pressure on, the offense kept its foot on the gas pedal. By

adding two more scores before the half, West Virginia took a 38-0 lead in the locker room. Tailback Rushel Shell scored on a two-yard rush, and kicker Josh Lambert added a 48-yard field goal as time expired.

WVU punter Nick O'Toole averaged 45.2 yards per punt with long punts of 56 and 54 yards to continue the poor field position for the Terps. O'Toole even managed to extend one WVU drive with a 13-yard fake punt on 4th-and-12. Relegated to a mostly running attack to kill the clock in the second half, West Virginia got its last score at the

12:48 mark of the fourth quarter, when Howard hit receiver Daikiel Shorts Jr., for a one-yard TD pass.

Maryland managed to get on the board with 11:45 remaining, when Daxx Garman converted on a 46-yard scoring pass to receiver Jahrviss Davenport.

Smallwood had a big day rushing with 147 yards and one score. Shell contributed 77 yards rushing and more than 100 all-purpose yards. Howard once again was strong with 21 completions on 33 attempts for 294 yards and four touchdowns. Gibson hauled in six passes for 118 yards and two scores to lead all receivers.

On defense, the Mountaineers held the Terps to just 80 total yards in the first half, including only three passing yards. Leading the unit was Jared Barber with five tackles, while Karl Joseph, KJ Dillion, Terrell Chestnut, Daryl Worley and Jeremy Tyler all recorded interceptions. Chestnut even saved a score by running down Terp running back Brandon Ross and forcing a fumble at the one-yard line that resulted in a touchback.

Ross topped Maryland's offense with 130 yards rushing, and Antwaine Carter collected 14 tackles and three TFLs.

Final numbers showed WVU with a balanced 304 yards rushing and 297 passing for 601 total yards. Maryland finished with 173 on the ground and 153 passing for 326 total yards.

WVU now has won two straight in the series with the Terps and leads 28-22-2.

Scoring and Statistical Summary

	1	2	3	4	F
Maryland	0	0	0	6	6
West Virginia	21	17	0	7	45

1st	WVU - Elijah Wellman 7 pass from Skyler Howard (Josh Lambert kick) WVU - Wendell Smallwood 4 rush (Lambert kick) WVU - Shelton Gibson 15 pass from Howard (Lambert kick)
2nd	WVU - Gibson 41 pass from Howard (Lambert kick) WVU - Rushel Shell 2 rush (Lambert kick) WVU - Lambert 48 FG
4th	WVU - Daikiel Shorts 1 pass from Howard (Lambert kick) UMD - Jahrviss Davenport 46 pass from Daxx Garman (Garman rush failed)

	UMD	WVU
First Downs	14	37
Rushes/Yards	29/173	59/304
Passing Yardage	153	297
Passes	14/36/5	23/37/1
Punts	7/273/39.0	4/181/45.2
Fumbles/Lost	1/1	2/1
Return Yardage	81	64
Penalties/Yards	10/100	10/124
Time of Possession	23:26	36:34

WVU RUSHING: Smallwood 22-147, Shell 15-77; WVU PASSING: Howard 21-33-0-294; WVU RECEIVING: Gibson 6-118, Thompson 3-42; WVU TACKLES (TFL/QS): Barber 5 (1/0), Kwiatkoski 4 (1/1), Joseph 4 (1/1); WVU INTERCEPTIONS: Joseph, Worley, Chestnut, Dillon, Tyler.

UMD RUSHING: Ross 15-130; UMD PASSING: Rowe 10-27-4-67; UMD RECEIVING: Edwards 3-33, Brown 3-26; UMD TACKLES (TFL/QS): Carter 14 (3/0), Brooks 10 (1/0), Henty 10; UMD INTERCEPTIONS: Nixon.

Attendance - 61,174



NickKWIA TKOSKI

WendellSMALLWOOD

Game No. 4: No. 15/14 Oklahoma 44, No. 23/21 West Virginia 24

NORMAN, Okla. (Oct. 3, 2015) - No. 23/21 West Virginia suffered its first loss of the 2015 season with a 44-24 defeat at No. 15/14 Oklahoma in front of 83,384 fans at Gaylord Family-Oklahoma Memorial Stadium.

The Mountaineers could not overcome two fumbles and three interceptions, resulting in 13 points for the Sooners. While Oklahoma turned the ball over two times, WVU could only muster three points off those turnovers.

Both teams traded possessions to start the game, before the Sooners broke through on their second drive. Quarterback Baker Mayfield found Mark Andrews for a 17-yard touchdown pass to open the game's scoring at the 8:45 mark of the first quarter. Mayfield drove the Sooners 74 yards in just four plays for the score.

West Virginia answered at the beginning of the second quarter, when tailback Rushel Shell powered in from five yards away to tie the score at 7-7. Shell's rush finished an 86-yard drive for the Mountaineers.

The tie was short-lived as just 51 seconds later the Sooners took command once again; receiver Sterling Shepard hauled in a 28-yard pass from Mayfield to cap a 75-yard scoring drive.

The Sooners went on to score three more times in the quarter for a 24-7 lead at the half.

They increased their advantage to 17-7 on Austin Seibert's 40-yard field goal, before tailback Joe Mixon closed out first-half scoring with a 35-yard scamper, ending an 83-yard drive.

When the Sooners scored in the first half, they usually took advantage of the big play, finishing with 12 plays of 20 yards or more. First half scoring drives for OU consumed 74, 75 and 83 yards.

But the game was far from over and WVU came out strong in the third quarter to pull with three at 27-24 with 0:58 seconds left in the third.

A Skyler Howard touchdown pass to freshman Jovon Durante at the 9:40 mark pulled the Mountaineers to within 10, at 24-14. Then West Virginia took advantage of a Sooner fumble and converted a 23-yard field goal by Josh Lambert to

close the gap to 24-17 with 6:57 left in the third.

Oklahoma bounced back with a 25-yard Seibert field goal, before Howard shocked the Sooner faithful with a 50-yard touchdown run on 4th-and-2, putting the score at 27-24 in favor of the Sooners with just 58 ticks left in the quarter.

As the Mountaineers gained the momentum and seemingly were on the verge of taking control of the game, Oklahoma struck a deadly blow just 45 seconds later, when Mayfield found Durrion Neal down the left sideline for a 71-yard

touchdown dagger and a 34-24 OU advantage heading into the fourth.

With West Virginia having to play catch-up, the Oklahoma defense unleashed a furious pass rush on the Mountaineers and turnovers aided the Sooners to 10 more points to end the scoring.

Jordan Evans picked up a Howard fumble and raced 41 yards for a touchdown, before Seibert closed out the scoring with a 44-yard field goal off of a WVU interception.

West Virginia had a strong day running the football as tailback Wendell Smallwood turned in his second straight 100-yard rushing performance with 111 yards on 22 carries. Backfield teammate Rushel Shell added 72 yards to the ground attack. Linebacker Nick Kwiatkoski was solid for the Mountaineer defense with 11 tackles and one sack for a loss of six yards.

Mayfield had a strong day for OU, finishing with 320 yards passing and three touchdowns. Dede Westbrook led the Sooner receivers with 107 yards on just five catches. For the second straight year, WVU could not handle OU's Eric Striker, as he finished with 13 tackles, three TFLs and two sacks. OU totaled seven sacks and 12 TFLs in the game.

Final numbers showed WVU with a solid running game of 196 yards to go along with 173 passing to total 369 yards. The Mountaineer defense held OU to just 107 yards rushing, but the Sooners struck for 320 yards passing to total 427 yards.

Scoring and Statistical Summary

	1	2	3	4	F
West Virginia.....	0	7	17	0	24
Oklahoma.....	7	17	10	10	44

- 1st OU - Mark Andrews 17 pass from Baker Mayfield (Austin Seibert kick)
- 2nd WVU - Rushel Shell 5 rush (Josh Lambert kick)
- OU - Sterling Shepard 28 pass from Mayfield (Seibert kick)
- OU - Seibert 40 FG
- OU - Joe Mixon 35 rush (Seibert kick)
- 3rd WVU - Jovan Durante 1 pass from Skyler Howard (Lambert kick)
- WVU - Lambert 23 FG
- OU - Seibert 25 FG
- WVU - Howard 50 rush
- OU - Durrion Neal 71 pass from Mayfield (Seibert kick)
- 4th OU - Jordan Evans 41 fumble recovery (Seibert kick)
- OU - Seibert 44 FG

	WVU	OU
First Downs	27	16
Rushes/Yards	54/196	33/107
Passing Yardage	173	320
Passes	17/32/3	14/25/1
Punts	7/326/46.6	5/217/43.4
Fumbles/Lost	2/2	1/1
Return Yardage	97	203
Penalties/Yards	11/111	12/134
Time of Possession	33:11	26:49

WVU RUSHING: Smallwood 22-111, Shell 20-72; WVU PASSING: Howard 17-32-3-173; WVU RECEIVING: Durante 4-44, Thompson 3-46, Gibson 3-35; WVU TACKLES (TFL/QS): Kwiatkoski 11 (1/1), Dillon 7, Barber 6 (1/1); WVU INTERCEPTIONS: Joseph.

OU RUSHING: Perine 16-65, Mixon 6-43; OU PASSING: Mayfield 14-25-1-320; OU RECEIVING: Westbrook 5-107, OU TACKLES (TFL/QS): Striker 11 (1/1), Evans 9 (2/1); OU INTERCEPTIONS: J. Thomas 2, A. Thomas.

Attendance - 84,384



Wendell **SMALLWOOD**

Jared **BARBER**

Game No. 5: No. 21/19 Oklahoma State 33, West Virginia 26 (OT)

MORGANTOWN, W.Va. (Oct. 10, 2015) -

Despite a second half comeback that saw a 15-point deficit erased, West Virginia could not overcome four turnovers and lost a 33-26 overtime decision to No. 21/19 Oklahoma State at sold-out Milan Puskar Stadium.

The Mountaineers started slow, which enabled the Cowboys to build a 17-2 lead at the half. The first score in the game came at the 4:45 mark of the first quarter when defensive lineman Emmanuel Ogbah recovered a Skyler Howard fumble in the end zone for a 7-0 OSU advantage.

Tailback Rushel Shell's fumble set up Oklahoma State's next score at the 14:02 mark of the second quarter. The Cowboys took advantage of great field position and padded their lead on Rennie Childs' one-yard run.

A Wendell Smallwood fumble deep in Oklahoma State territory was actually beneficial to the Mountaineers. While the fumble ended a scoring threat, it backed the Cowboys so deep that WVU defensive lineman Kyle Rose's sack of OSU quarterback Mason Rudolph resulted in a safety and the first two points of the night for the Mountaineers.

First-half scoring ended at the 3:43 mark of the second quarter, when the Cowboys converted on their longest drive of the half (76 yards) with a 21-yard Ben Grogan field goal, giving them a 17-2 lead at the intermission.

West Virginia got the ball to start the second half, and the comeback was on. The opening possession of the third quarter resulted in West Virginia's first touchdown, as Smallwood rushed in from 29 yards out, putting the score at 17-9.

The Cowboys were not rattled and answered the scored at the 9:20 mark of the third, when backup QB J.W. Walsh hit Blake Jarwin in the back of the end zone for a four-yard scoring reception. After what turned out to be a key extra point miss, the Cowboys led 23-9 with plenty of time left.

West Virginia scored the next 10 points in the game, with the first seven coming on Howard's 48-yard bomb in stride to receiver Shelton Gibson

to put the final touch on a 75-yard drive.

Josh Lambert's 38-yard field goal to start the fourth quarter made it a 23-19 game, but the Cowboys seem poised to put the game away on Devante Averette's interception on the WVU 11-yard line. The Mountaineer defense held the Cowboys to a field goal, setting the stage for the offense to tie the game.

Howard led the Mountaineers on a 10-play, 68-yard drive that used a good mixture of the run and pass. It was Howard's three-yard rush with just

2:44 remaining that tied the game at 26-26, thanks to the OSU missed extra point back in the third quarter, and set the stage for overtime.

Oklahoma State started with the ball first and got down to the WVU two-yard line where the Cowboys faced a 4th-and-1. Head Coach Mike Gundy elected to go for a first down instead of kicking a field goal, and the run by Walsh not only resulted in a first down but a touchdown.

West Virginia's chance in overtime saw the Mountaineers get down to the OSU four-yard line, but the game ended when they could not convert on fourth down.

The Mountaineer running game was strong behind Smallwood, who rushed for 147 yards. Howard finished with 188 yards passing, and Gibson led all receivers with 84 yards. Shaq Petteway led the defensive effort with eight tackles.

Rudolph led the Oklahoma State rushers from his quarterback position with 48 yards in addition to 218 yards passing. David Glidden topped the Cowboy receiving effort with five catches for 50 yards, while Tre Flowers led the defense with 13 tackles.

Final numbers showed West Virginia with 255 yards on the ground and 188 through the air for 443 yards of total offense. The Oklahoma State running game struggled to 134 yards rushing and mixed with 228 yards passing left the Cowboys with 362 yards of total offense.

Scoring and Statistical Summary

	1	2	3	4	OT	F
Oklahoma State	7	10	6	4	0	33
West Virginia	0	2	14	10	0	26

1st	OSU - Emmanuel Ogbah 0 fumble recovery (Ben Grogan kick)	
2nd	OSU - Rennie Childs 1 rush (Grogan kick)	
	WVU - Kyle Rose safety	
	OSU - Grogan 21 FG	
3rd	WVU - Wendell Smallwood 29 rush (Josh Lambert kick)	
	OSU - Blake Jarwin 4 pass from J.W. Walsh (Grogan kick failed)	
	WVU - Shelton Gibson 48 pass from Skyler Howard (Lambert kick)	
4th	WVU - Lambert 38 FG	
	OSU - Grogan 22 FG	
	WVU - Howard 3 run (Lambert kick)	
OT	OSU - Walsh 2 rush (Grogan kick)	

	OSU	WVU
First Downs	20	26
Rushes/Yards	38/134	61/255
Passing Yardage	228	188
Passes	22/43/3	18/37/1
Punts	8/359/44.9	8/381/47.6
Fumbles/Lost	1/0	5/3
Return Yardage	44	157
Penalties/Yards	7/55	11/107
Time of Possession	28:51	31:09

WVU RUSHING: Smallwood 19-147; WVU PASSING: Howard 18-35-1-188; WVU RECEIVING: Gibson 5-84, Shorts 5-41; WVU TACKLES (TFL/QS): Petteway 8, Barber 7 (3/0), Chestnut 7; WVU INTERCEPTIONS: Chestnut, Kwiatkoski, Worley.

OSU RUSHING: Rudolph 7-48, Childs 10-34; OSU PASSING: Rudolph 20-40-3-218; OSU RECEIVING: Glidden 5-50, Jarwin 3-37; OSU TACKLES (TFL/QS): Flowers 13 (1/0), Burton 11 (1/0), Whitener 11, Sterns 10; OSU INTERCEPTIONS: Averette.

Attendance - 60,410



David SILLS

Dravon ASKEW-HENRY

Game No. 6: No. 2/2 Baylor 62, West Virginia 38

WACO, TEXAS (Oct. 19, 2015) - Baylor used five touchdown passes from quarterback Seth Russell to defeat West Virginia, 62-38, in front of 45,370 at McLane Stadium.

The Bears threw six touchdown passes in all and posted 389 passing yards in the contest. Using both the quick strike offense and sustained drives, Baylor never trailed in handing West Virginia its third straight defeat.

However, the Mountaineers did match the Baylor offensive explosion in the first half, by tying the score and then pulling within three, before the half ended with a 10-point Baylor lead.

Baylor scored first on the opening possession with the quick strike, as the Bears went 80 yards in four plays and took a 7-0 lead on Russell's 16-yard scamper. The big play in the drive was Russell's 50-yard completion to receiver Corey Coleman.

The Mountaineers answered the score with a big play, when quarterback Skyler Howard connected with receiver Shelton Gibson for a 70-yard pass play to tie the game at 7-7.

Baylor added two more scores in the quarter, as Russell hit Coleman for a two-yard pass play to end a 73-yard drive. Kicker Chris Callahan then converted on a 36-yard field goal, giving the Bears a 17-7 advantage.

Early second quarter action saw the Mountaineers pull to within three at 17-14, when Howard connected with Cody Clay for a six-yard touchdown reception.

The Bears extended the lead back to 10, when Coleman caught his second touchdown pass in the game on a 11-yard reception from Russell at the 12:24 mark.

To close out the first half, both teams traded field goals. West Virginia's Josh Lambert converted on one from 25 yards with 4:55 left to end a 72-yard drive and cut the Baylor lead down to seven at 24-14.

But the gap was extended back to 10 points with 1:42 left as a 10-play, 56-yard drive ended with a 36-yard Callahan field goal, giving Baylor a 27-17 advantage at the half.

While West Virginia kept the game in striking distance in the first half, third quarter action saw Baylor outscore the Mountaineers 21-7 to break the game open.

Coleman's third touchdown catch was a 33-yarder from Russell, ending an 82-yard drive, while teammate Jay Lee added touchdown catches of 36 yards and 52 yards in the quarter, ending drives of 75 and 52 yards for the Bears.

West Virginia's score in the quarter came at the 7:15 mark, when Howard hit true freshman

David Sills for a 35-yard touchdown toss. Sills, listed on the roster as a quarterback, saw his first action and performed well as a receiver catching two passes for 64 yards.

Both teams added two touchdowns in the fourth quarter. Running back Shock Linwood scored for Baylor on an 11-yard run, and Trevor Clemmons-Valdez hauled in a nine-yard touchdown catch.

West Virginia's scores came on a five-yard pass from Howard to Daikiel Shorts and a pretty 100-yard kickoff return by Gibson.

On the day, Howard finished with a solid 289 yards passing and four touchdowns. Wendell Smallwood led the rushing effort with 89 yards, and Gibson's strong day included three catches for 92 yards, along with 185 yards in returns to total 277 all-purpose yards and two touchdowns. On the defensive side, linebacker Shaq Petteway led the way with eight tackles.

Russell led the Baylor attack with 380 yards passing and five touchdowns. Along with his rushing score, he accounted for six touchdowns in the game and added an impressive 160 rushing yards to total 540 yards of total offense. Coleman caught 199 of those passing yards and collected three scores.

The offensive showdown saw WVU with 471 yards of total offense on 83 plays, while Baylor collected 693 total yards on 84 plays.

With the win, Baylor evened the series with West Virginia at 2-2.

Scoring and Statistical Summary

	1	2	3	4	F
West Virginia.....	7	10	7	14	38
Baylor	17	10	21	14	62

- 1st BU - Seth Russell 16 rush (Chris Callahan kick)
WVU - Shelton Gibson 70 pass from Skyler Howard (Josh Lambert kick)
BU - Corey Coleman 2 pass from Russell (Callahan kick)
BU - Callahan 36 FG
- 2nd WVU - Cody Clay 6 pass from Howard (Lambert kick)
BU - Coleman 11 pass from Russell (Callahan kick)
WVU - Lambert 25 FG
BU - Callahan 36 FG
- 3rd BU - Coleman 33 pass from Russell (Callahan kick)
WVU - David Sills 35 pass from Howard (Lambert kick)
BU - Jay Lee 36 pass from Russell (Callahan kick)
BU - Lee 52 pass from Russell (Callahan kick)
- 4th BU - Shock Linwood 11 rush (Callahan kick)
WVU - Daikiel Shorts 5 pass from Howard (Lambert kick)
BU - Trevor Clemons-Valdez 9 pass from Jarrett Stidham (Callahan kick)
WVU - Gibson 100 kickoff return (Lambert kick)

	WVU	BU
First Downs	22	34
Rushes/Yards	44/182	50/304
Passing Yardage	289	389
Passes	18/39/1	21/34/0
Punts	4/190/47.5	2/84/42.0
Fumbles/Lost	0/0	3/0
Return Yardage	292	167
Penalties/Yards	8/80	6/80
Time of Possession	32:52	27:08

WVU RUSHING: Smallwood 12-89; WVU PASSING: Howard 18-37-1-289; WVU RECEIVING: Gibson 3-92, Sills 2-64; WVU TACKLES (TFL/QS): Petteway 8 (1/0), Kwiatkoski 6 (1/0), Preston 6 (2/0); WVU INTERCEPTIONS: None.

BU RUSHING: Russell 14-160, Linwood 19-84; BU PASSING: Russell 20-33-0-380; BU RECEIVING: Coleman 10-199, Cannon 7-92; BU TACKLES (TFL/QS): Stewart 9, Young 9 (2/0), Blanchard 9; BU INTERCEPTIONS: Reid.

Attendance - 45,370



KJDILLON

WendellSMALLWOOD

WVU's Last Game: No. 5/3 TCU 40, West Virginia 10

FORT WORTH, TEXAS (Oct. 29, 2015) - No. 5/3 TCU used 472 yards of total offense from senior quarterback Trevone Boykin to defeat West Virginia, 40-10, in a Thursday night encounter at Amon G. Carter Stadium.

Boykin completed 32 passes for 388 yards and three touchdowns, in addition to leading the Horned Frogs in rushing with 84 yards and one score.

Boykin was one half of the TCU dynamic duo, as receiver Josh Doctson continued to prove why he is one of the best receivers in the country. Doctson teamed with Boykin to be on the receiving end of 11 catches for 183 yards and two touchdowns, as the TCU offense was simply too much to handle on this pleasant fall night in Fort Worth.

TCU started the scoring with a 12-play, 91-yard drive that saw Doctson pull in a 17-yard touchdown pass from Boykin at the 8:46 mark of the first quarter.

The Horned Frogs added two more scores in the quarter to open up a 17-0 advantage. Boykin finished off an 81-yard drive with a two-yard rushing touchdown. The scoring run came after he had already turned in runs of 27 and 31 yards on the drive.

With 1:01 left in the quarter, kicker Jaden Oberkrom added a 20-yard field goal to close the scoring in the first 15 minutes of play.

West Virginia battled back early in the second quarter, when junior quarterback Skyler Howard found his favorite receiver, Shelton Gibson, for a 32-yard scoring toss.

The Mountaineers then closed the gap to just seven points at the 5:02 mark, when kicker Josh Lambert converted on a 51-yard field goal, putting the score at 17-10.

However, from that point on the scoring was all TCU. The Horned Frogs struck back with two more Oberkrom field goals to take a 23-10 lead at the half.

The kicker hit from 23 yards out with 1:05 left in the half, and then made good from 57 yards as time expired for the 13-point TCU advantage.

The bad news for West Virginia was that TCU got the ball first in the third quarter and took advantage of a 29-yard Boykin run and a 21-yard rush from tailback Aaron Green to set up a seven-yard touchdown pass from Boykin to Kyle Hicks. Before the home faithful got back in their seats to start the second half, the Horned Frogs had extended their lead to 30-10.

One more TCU score in the third quarter came at the 9:25 mark, when Boykin hooked up with Doctson again, this time for a nine-yard scoring

toss to end an 82-yard drive in 2:11.

The final points came off the leg of Oberkrom with 14:05 left. He connected on his fourth field goal, this one from 43 yards, to give the Horned Frogs a 40-10 advantage.

Aside from the impressive play from Boykin and Doctson, Oberkrom added 16 points in the win, and Ty Summers topped the Horned Frogs defensive effort with 10 tackles.

The Mountaineers were hurt by several dropped passes and nine penalties for 114 yards, but did find a bright spot in the rushing of tailback Wendell Smallwood, who had 113 yards. Defenders KJ Dillon, Nick Kwiatkoski and Noble Nwachukwu added seven tackles each and combined for four TFLs and one sack. Punter Nick O'Toole was solid with a 45.6 punting average on seven punts with a long of 54 yards.

Final totals in the game saw West Virginia with 167 yards rushing and 160 passing for 327 yards of total offense. TCU totaled 228 yards on the ground and 388 through the air for 616 yards of offense. TCU ran 88 plays compared to West Virginia's 76, while the Horned Frogs averaged 7.0 yards per play compared to WVU's 4.3.

The loss was the fourth straight for the Mountaineers on the season, and TCU now leads the overall series between the two teams at 3-2.

Scoring and Statistical Summary

	1	2	3	4	F
West Virginia.....	0	10	0	0	10
TCU	17	6	14	3	40

- 1st TCU - Josh Doctson 17 pass from Trevone Boykin (Jaden Oberkrom kick)
TCU - Boykin 2 rush (Oberkrom kick)
TCU - Oberkrom 20 FG
- 2nd WVU - Shelton Gibson 32 pass from Skyler Howard (Josh Lambert kick)
WVU - Lambert 51 FG
TCU - Oberkrom 23 FG
TCU - Oberkrom 57 FG
- 3rd TCU - Kyle Hicks 7 pass from Boykin (Oberkrom kick)
TCU - Doctson 9 pass from Boykin (Oberkrom kick)
- 4th TCU - Oberkrom 43 FG

	WVU	TCU
First Downs	21	35
Rushes/Yards	37/167	40/228
Passing Yardage	160	388
Passes	16/39/1	32/48/0
Punts	7/319/45.6	4/135/33.8
Fumbles/Lost	0/0	0/0
Return Yardage	18	35
Penalties/Yards	9/114	9/100
Time of Possession	23:39	36:21

WVU RUSHING: Smallwood 20-113; WVU PASSING: Howard 16-39-1-160; WVU RECEIVING: Sills 3-42, Thompson 3-23; WVU TACKLES (TFL/QS): Dillon 7 (2/0), Kwiatkoski 7, Nwachukwu 7 (2/1); WVU INTERCEPTIONS: None.

TCU RUSHING: Boykin 11-84, Green 15-67; TCU PASSING: Boykin 32-47-0-388; TCU RECEIVING: Doctson 11-183, Turpin 7-42, Listenbee 4-86; TCU TACKLES (TFL/QS): Summers 10, Johnson 9, Kindred 8; TCU INTERCEPTIONS: Howard.

Attendance - 45,947



West Virginia's 20-Yard Plays in 2015

Offense

70/TD	Gibson pass from Howard (Baylor)
57.....	Gibson pass from Howard (Ga. Southern)
57.....	Durante pass from Howard (Ga. Southern)
52/TD	Gibson pass from Howard (Liberty)
52.....	Smallwood rush (Baylor)
50/TD	Howard rush (Oklahoma)
48/TD	Gibson pass from Howard (Oklahoma State)
47.....	Gibson pass from Howard (Ga. Southern)
47.....	Thompson pass from Howard (Baylor)
43.....	Shell rush (Texas Tech)
41/TD	Durante pass from Howard (Ga. Southern)
41/TD	Gibson pass from Howard (Maryland)
35/TD	Sills pass from Howard (Baylor)
34.....	Howard rush (Liberty)
34.....	Durante pass from Howard (Oklahoma)
32.....	Gibson pass from Howard (Maryland)
32/TD	Gibson pass from Howard (TCU)
30.....	White pass from Howard (Texas Tech)
29.....	Shorts pass from Howard (Liberty)
29/TD	Smallwood rush (Oklahoma State)
29.....	Sills pass from Howard (Baylor)
28.....	Sills pass from Howard (TCU)
28.....	Smallwood rush (Texas Tech)
26/TD	Gibson pass from Howard (Ga. Southern)
26.....	Shorts pass from Howard (Ga. Southern)
25.....	Smallwood rush (Maryland)
25.....	White pass from Howard (Baylor)
23.....	Durante pass from Howard (Ga. Southern)
23.....	Marcellus pass from Crest (Liberty)
23.....	Shell rush (Maryland)
22.....	Smallwood rush (Maryland)
21.....	Smallwood rush (Oklahoma)
20.....	Thompson pass from Howard (Oklahoma)

Defense

Special Teams

100/TD	Gibson kickoff return (Baylor)
51/FG	Lambert field goal (TCU)
48/FG	Lambert field goal (Maryland)
43.....	Durante kickoff return (Baylor)
39/FG	Lambert field goal (Texas Tech)
38/FG	Lambert field goal (Oklahoma State)
36.....	Durante kickoff return (Oklahoma)
32/FG	Lambert field goal (Ga. Southern)
32.....	Gibson kickoff return (Oklahoma State)
30.....	Durante kickoff return (Oklahoma State)
29.....	Durante kickoff return (Texas Tech)
28/FG	Lambert field goal (Liberty)
28.....	Jennings kickoff return (Baylor)
26/FG	Lambert field goal (Ga. Southern)
26.....	Durante kickoff return (Oklahoma State)
26.....	Gibson kickoff return (Baylor)
26.....	Durante kickoff return (Texas Tech)
25/FG	Lambert field goal (Liberty)
25.....	Gibson kickoff return (Liberty)
25.....	Dillon kickoff return (Maryland)
25/FG	Lambert field goal (Baylor)
24.....	Durante kickoff return (Oklahoma State)
23/FG	Lambert field goal (Oklahoma)
22/FG	Lambert field goal (Ga. Southern)
22.....	Gibson kickoff return (Baylor)
22.....	Gibson kickoff return (Baylor)
20.....	Gibson kickoff return (Oklahoma)
20.....	Jennings kickoff return (Baylor)

West Virginia Opponent's 20-Yard Plays in 2015

Offense

71/TD	Neal pass from Mayfield (Oklahoma)
60/TD	Parker pass from Woodrum (Liberty)
55	Ross rush (Maryland)
52/TD	Lee pass from Russell (Baylor)
50	Coleman pass from Russell (Baylor)
46/TD	Davenport pass from Garman (Maryland)
46	Russell rush (Baylor)
45	Doctson pass from Boykin (TCU)
42	Westbrook pass from Mayfield (Oklahoma)
42	Coleman pass from Russell (Baylor)
42	Listenbee pass from Boykin (TCU)
40	Rudolph rush (Oklahoma State)
36	Shells pass from Woodrum (Liberty)
36	Ross rush (Maryland)
36/TD	Lee pass from Russell (Baylor)
35/TD	Mixon rush (Oklahoma)
34	Quick pass from Mayfield (Oklahoma)
33/TD	Coleman pass from Russell (Baylor)
32	Stockton pass from Mahomes (Texas Tech)
31	Childs pass from Rudolph (Oklahoma State)
31	Turpin pass from Boykin (TCU)
30	Russell rush (Baylor)
30	Coleman pass from Russell (Baylor)
29	Rice rush (Liberty)
29	Boykin rush (TCU)
29	Johnson rush (TCU)
29	Batson pass from Mahomes (Texas Tech)
28/TD	Shepard pass from Mayfield (Oklahoma)
27	Boykin rush (TCU)
24	Edwards pass from Rowe (Maryland)
23	Quick pass from Mayfield (Oklahoma)
22	Upshaw rush (Ga. Southern)
22	Ateman pass from Rudolph (Oklahoma State)
22	Wasahington pass from Rudolph (Oklahoma State)
22	Cannon pass from Russell (Baylor)
22	Listenbee pass from Boykin (TCU)
21	Peterson pass from Woodrum (Liberty)
21	Glidden pass from Rudolph (Oklahoma State)
21	Green rush (TCU)
20	Linwood rush (Baylor)
20	Stewart pass from Boykin (TCU)

Defense

41/TD	Evans fumble recovery (Oklahoma)
38	J. Thomas interception return (Oklahoma)
33	A. Thomas interception return (Oklahoma)
23	J. Thomas interception return (Oklahoma)

Special Teams

84	Platt kickoff return (Baylor)
57/FG	Oberkrom field goal (TCU)
49/FG	Lunsford field goal (Liberty)
44/FG	Seibert field goal (Oklahoma)
43/FG	Oberkrom field goal (TCU)
40/FG	Seibert field goal (Oklahoma)
40	Grant kickoff return (Texas Tech)
36/FG	Callahan field goal (Baylor)
36/FG	Callahan field goal (Baylor)
34/FG	Hatfield field goal (Texas Tech)
31	Grant kickoff return (Texas Tech)
28	Turpin kickoff return (TCU)
27	Keaton kickoff return (Ga. Southern)

27	Shepard punt return (Oklahoma)
27	Cannon kickoff return (Baylor)
27/FG	Hatfield field goal (Texas Tech)
25	Abnar kickoff return (Liberty)
25	King kickoff return (Liberty)
25/FG	Seibert field goal (Oklahoma)
25	Platt kickoff return (Baylor)
23/FG	Oberkrom field goal (TCU)
22/FG	Grogan field goal (Oklahoma State)
22	King kickoff return (Liberty)
21	Abnar kickoff return (Liberty)
21	Grant kickoff return (Texas Tech)
21/FG	Grogan field goal (Oklahoma State)
20	Likely kickoff return (Maryland)
20	Grant kickoff return (Texas Tech)



West Virginia's 2015 Scoring Drives

Opponent	Plays	Yds	Time	Result
Ga. Southern	9	87	4:06	Durante 41 pass from Howard
Ga. Southern	5	60	1:00	Lambert 26 FG
Ga. Southern	5	66	1:02	Lambert 32 FG
Ga. Southern	7	65	2:24	Lambert 22 FG
Ga. Southern	3	28	0:49	Shell 6 rush
Ga. Southern	4	70	1:30	Gibson 26 pass from Howard
Ga. Southern	6	85	2:21	Smallwood 19 rush
Ga. Southern	10	41	5:21	Crest 2 rush
Liberty	11	64	2:39	Lambert 28 FG
Liberty	10	39	5:03	Lambert 25 FG
Liberty	4	71	1:15	Gibson 52 pass from Howard
Liberty	11	64	4:12	Smallwood 0 fumble recovery
Liberty	3	53	0:52	Durante 10 pass from Howard
Liberty	5	34	1:45	Wellman 4 pass from Howard
Liberty	12	75	4:59	Smallwood 5 rush
Maryland	7	61	2:32	Wellman 7 pass from Howard
Maryland	3	47	0:47	Smallwood 4 rush
Maryland	7	44	1:47	Gibson 15 pass from Howard
Maryland	5	80	1:38	Gibson 41 pass from Howard
Maryland	7	48	2:32	Shell 2 rush
Maryland	6	29	1:32	Lambert 48 FG
Maryland	10	51	3:40	Shorts 1 pass from Howard
Oklahoma	7	86	2:23	Shell 5 rush
Oklahoma	15	77	4:16	Durante 1 pass
Oklahoma	5	34	2:28	Lambert FG
Oklahoma	4	58	1:36	Howard 50 rush
Oklahoma St.	0	0	0:00	Rose safety
Oklahoma St.	7	61	2:09	Smallwood 29 rush
Oklahoma St.	5	75	1:25	Gibson 48 pass from Howard
Oklahoma St.	12	43	1:57	Lambert 38 FG
Oklahoma St.	10	68	2:45	Howard 3 rush
Baylor	3	81	1:17	Gibson 70 pass from Howard
Baylor	14	68	5:46	Clay 6 pass from Howard
Baylor	9	72	4:50	Lambert 25 FG
Baylor	6	72	2:30	Sills 35 pass from Howard
Baylor	8	68	2:15	Shorts 5 pass from Howard
Baylor	0	100	0:00	Gibson 100 kickoff return
TCU	5	53	1:16	Gibson 32 pass from Howard
TCU	8	54	2:56	Lambert 51 FG
Texas Tech	5	36	1:39	Shell 5 rush
Texas Tech	11	91	3:58	Smallwood 16 rush
Texas Tech	5	41	0:28	Lambert 39 FG
Texas Tech	10	65	3:56	Shell 3 rush
Texas Tech	8	59	3:21	Howard 2 rush

West Virginia Opponents 2015 Scoring Drives

Opponent	Plays	Yds	Time	Result
Liberty	7	78	3:32	Macon 7 rush
Liberty	7	43	3:00	Lunsford 49 FG
Liberty	2	79	0:44	Parker 60 pass from Woodrum
Maryland	3	75	1:03	Davenport 46 pass from Garman
Oklahoma	4	74	1:00	Andrews 17 pass from Mayfield
Oklahoma	4	75	0:51	Shepard 28 pass from Mayfield
Oklahoma	7	18	3:13	Seibert 40 FG
Oklahoma	5	83	2:21	Mixon 35 rush
Oklahoma	4	7	2:04	Seibert 25 FG
Oklahoma	3	95	0:45	Neal 71 pass from Mayfield
Oklahoma	0	0	0:00	Evans 41 fumble recovery
Oklahoma	4	6	2:15	Seibert 44 FG
Oklahoma St.	0	0	0:00	Ogbah 0 fumble recovery
Oklahoma St.	5	28	1:19	Childs 1 rush
Oklahoma St.	12	76	4:10	Grogan 21 FG
Oklahoma St.	9	86	2:37	Jarwin 4 pass from Walsh
Oklahoma St.	4	6	1:57	Grogan 22 FG
Oklahoma St.	6	25	OT	Walsh 2 rush
Baylor	4	80	0:58	Russell 16 rush
Baylor	7	73	2:38	Coleman 2 pass from Russell
Baylor	8	40	1:14	Callahan 36 FG
Baylor	6	89	1:36	Coleman 11 pass from Russell
Baylor	10	56	3:13	Callahan 36 FG
Baylor	8	82	2:50	Coleman 33 pass from Russell
Baylor	8	75	1:36	Lee 36 pass from Russell
Baylor	1	52	0:09	Lee 52 pass from Russell
Baylor	7	60	1:55	Linwood 11 rush
Baylor	8	46	3:14	Valdez-Clemons 9 pass from Stidham
TCU	12	91	4:34	Doctson 17 pass from Boykin
TCU	6	81	2:12	Boykin 2 rush
TCU	5	52	2:15	Oberkrom 20 FG
TCU	12	65	3:50	Oberkrom 23 FG
TCU	3	22	0:16	Oberkrom 57 FG
TCU	7	65	2:17	Hicks 7 pass from Boykin
TCU	6	82	2:11	Doctson 9 pass from Boykin
TCU	7	31	2:12	Oberkrom 43 FG
Texas Tech	10	66	1:39	Grant 10 pass from Mahomes
Texas Tech	8	38	2:15	Davis 9 pass from Mahomes
Texas Tech	10	30	2:23	34 FG
Texas Tech	7	7	2:33	Hatfield 27 FG
Texas Tech	13	81	4:36	Washington 17 pass from Mahomes



2015 Mountaineer ROSTER

No.	Name	Pos.	Ht.	Wt.	Cl.	Exp.	Hometown/High School/Previous College
1	Shelton Gibson	WR	5-11	192	r-So.	1vl	Cleveland, Ohio/Cleveland Heights
2	Ka'Raun White	WR	6-1	198	r-So.	JC	Macungie, Pa./Lackawanna College/Emmaus
3	Skyler Howard	QB	6-0	206	Jr.	1vl	Fort Worth, Texas/Brewer/Riverside City College
3	Rick Rumph III	CB	5-11	185	Sr.	3vl	Daytona Beach, Fla./Mainland
4	Antonio Crawford	CB	5-10	190	Sr.	TR	Tampa, Fla./H.B. Plant/Miami
4	Wendell Smallwood	RB	5-11	202	Jr.	2vl	Wilmington, Del./Eastern Christian
5	Jovon Durante	WR	6-0	165	Fr.	HS	Hollywood, Fla./Miramar
5	Xavier Preston	LB	6-2	236	So.	1vl	Stuart, Fla./Jensen Beach
6	Dravon Askew-Henry	S	5-11	202	So.	1vl	Aliquippa, Pa./Aliquippa
6	Daikiel Shorts Jr.	WR	6-1	201	Jr.	2vl	Clayton, N.J./Eastern Christian
7	Rushel Shell	RB	5-10	224	r-Jr.	1vl	Hopewell, Pa./Hopewell/Pitt
7	Daryl Worley	CB	6-1	202	Jr.	2vl	Philadelphia, Pa./William Penn Charter
8	Karl Joseph	S	5-11	200	Sr.	3vl	Orlando, Fla./Edgewater
8	Donte Thomas-Williams	RB	6-1	218	r-Fr.	SQ	Durham, N.C./Hillside
9	KJ Dillon	S	6-1	209	Sr.	3vl	Apopka, Fla./Apopka
9	James Whittaker	QB	5-10	195	Fr.	HS	Roswell, Ga./Roswell
10	Khairi Sharif	CB	5-8	182	r-Jr.	SQ	Houston, Texas/Bellaire/Cisco JC
10	Jordan Thompson	WR	5-7	175	Sr.	3vl	Katy, Texas/Katy
11	Chris Chugunov	QB	6-1	201	Fr.	HS	Skillman, N.J./Montgomery
12	Gary Jennings	WR	6-1	206	Fr.	HS	Stafford, Va./Colonial Forge
13	Rasul Douglas	CB	6-2	190	Jr.	JC	East Orange, N.J./ East Orange/Nassau CC
14	Nana Kyeremeh	CB	5-11	192	r-Jr.	1vl	Worthington, Ohio/Thomas Worthington
15	Billy Kinney	K/P	6-4	206	r-Fr.	SQ	Morgantown, W.Va./University
15	David Sills	QB	6-3	202	Fr.	HS	Wilmington, Del./Eastern Christian
16	Terrell Chestnut	CB	5-11	193	r-Sr.	3vl	Pottstown, Pa./Pottsgrove
16	William Crest Jr.	QB	6-2	212	r-Fr.	SQ	Baltimore, Md./Dunbar
17	Al-Rasheed Benton	LB	6-1	235	r-So.	1vl	Newark, N.J./Shabazz
18	Marvin Gross Jr.	LB	6-2	212	r-So.	1vl	Baltimore, Md./Dunbar
18	Austin Hensley	QB	6-1	200	r-Fr.	SQ	Hurricane, W.Va./Hurricane
19	KJ Myers	WR	6-2	197	r-Sr.	2vl	Jacksonville, Fla./First Coast
19	Brandan Rivers	S	6-0	187	r-Fr.	SQ	Hubbard, Ohio/Hubbard
20	D.L. Knock	WR	5-8	188	Fr.	HS	Springboro, Ohio/Springboro
20	Edward Muldrow III	LB	6-3	210	Sr.	1vl	Snellville, Ga./South Gwinnett/Copiah-Lincoln CC
22	Jarrod Harper	S	6-1	211	r-Jr.	2vl	Frostburg, Md./Mountain Ridge
22	Brady Watson	RB	5-7	198	Fr.	HS	Ridgeley, W.Va./Frankfort
23	Jordan Adams	CB	6-0	172	Fr.	HS	Reisterstown, Md./Franklin
23	Jacky Marcellus	RB	5-8	182	r-So.	SQ	Immokalee, Fla./Immokalee
24	Jeremy Tyler	S	5-11	206	Jr.	2vl	Lithonia, Ga./Martin Luther King
25	Mark Shaver	S	5-9	172	r-So.	TR	Huntington, W.Va./Huntington/Marshall
26	DaeJuan Funderburk	S	6-1	194	r-Fr.	SQ	Washington, D.C./Friendship Collegiate
27	Sean Walters	LB	6-2	226	r-Jr.	1vl	Hollywood, Fla./Hallandale
28	David Long	LB	5-11	228	Fr.	HS	Cincinnati, Ohio/Winton Woods
28	Elijah Wellman	RB	6-2	234	r-So.	1vl	Huntington, W.Va./Spring Valley
28	Dayron Wilson	S	5-10	202	r-Sr.	SQ	Woodbridge, Va./Garfield/Lackawanna College
29	Deonte Glover	RB	5-10	206	Fr.	HS	Inwood, W.Va./Musselman
30	Justin Arndt	LB	5-11	210	r-Jr.	2vl	Martinsburg, W.Va./Martinsburg
31	Isaiah Bruce	LB	6-1	238	r-Sr.	3vl	Jacksonville, Fla./Providence
33	Deamonte Lindsay	S	6-2	190	Fr.	HS	Martinsburg, W.Va./Martinsburg
34	Chris Parry	WR	5-9	175	r-Fr.	SQ	Niles, Ohio/Niles
35	Nick Kwiatkoski	LB	6-2	238	r-Sr.	3vl	Bethel Park, Pa./Bethel Park
36	Shaq Petteway	LB	6-0	232	r-Sr.	3vl	Steubenville, Ohio/Steubenville
37	Kevin Williams	S	5-11	192	Fr.	HS	Pompano Beach, Fla./Blanche Ely
38	Shane Commodore	S	6-0	208	r-So.	SQ	Morgantown, W.Va./Morgantown
39	Brent Osborne	S	6-0	216	Fr.	HS	Beckley, W.Va./Woodrow Wilson
41	Alex Brooks	LB	5-11	230	r-So.	SQ	Cleveland, Ohio/Mayfield
42	Jared Barber	LB	6-0	232	r-Sr.	3vl	Mocksville, N.C./Davie

2015 Mountaineer ROSTER

No.	Name	Pos.	Ht.	Wt.	Cl.	Exp.	Hometown/High School/Previous College
44	Hodari Christian	LB	6-0	229	r-So.	SQ	McKeesport, Pa./McKeesport
45	Eric Kinsey	DL	6-3	280	Sr.	3vl	Miami, Fla./Miami Northwestern
46	Ross Harvey	LB	5-8	218	Fr.	HS	Weston, W.Va./Lewis County
46	Nick Meadows	LS	5-11	232	r-So.	SQ	Williamstown, W.Va./Williamstown
47	Shae Campbell	S	5-11	209	Fr.	HS	Morgantown, W.Va./Morgantown
47	Michael Ferns	TE/FB	6-3	240	r-Fr.	TR	St. Clairsville, Ohio/Michigan
48	R.C. Brunstetter	LS	6-3	218	r-Fr.	TR	Mocksville, N.C./Davie
48	Mike Molina	K	5-8	176	r-So.	SQ	Hurricane, W.Va./Hurricane
49	Darrien Howard	DL	6-1	300	Jr.	2vl	Dayton, Ohio/Chaminade-Julienne
50	Troy Lilly	LB	6-0	211	Fr.	HS	Beckley, W.Va./Woodrow Wilson
52	Max Chefren	LB	6-1	194	Fr.	HS	Parkersburg, W.Va./Parkersburg
53	Colton McKivitz	OL	6-6	293	Fr.	HS	Jacobsburg, Ohio/Union Local
54	Jah'Shaun Seider	OL	6-2	298	Fr.	HS	Belle Glade, Fla./Glades Central
55	Yodny Cajuste	OL	6-5	295	r-Fr.	SQ	Miami, Fla./Miramar
56	Grant Lingafelter	OL	6-5	314	r-So.	SQ	Chagrin Falls, Ohio/Chagrin Falls
57	Adam Pankey	OL	6-5	312	r-Jr.	2vl	Hamilton, Ohio/Hamilton
58	Amanii Brown	OL	6-5	292	r-Fr.	SQ	Morgantown, W.Va./Morgantown
59	Stone Underwood	OL	6-4	298	r-Sr.	SQ	Brookhaven, Miss./Brookhaven/Copiah-Lincoln CC
60	Bradley Knotts	OL	6-3	295	Fr.	HS	Ripley, W.Va./Ripley
62	Kyle Bosch	OL	6-5	310	r-So.	TR	St. Charles, Ill./St. Francis/Michigan
65	Tyler Orlosky	OL	6-4	296	r-Jr.	2vl	Cleveland, Ohio/St. Edward
67	Alec Shriner	DL	6-4	298	Fr.	HS	Oviedo, Fla./Oviedo
68	Dontae Angus	OL	6-5	322	r-Fr.	SQ	Philadelphia, Pa./Martin Luther King
70	Tony Matteo	OL	6-4	294	r-Jr.	1vl	Clinton, Ohio/Manchester
71	Rob Dowdy	OL	6-4	280	Fr.	HS	Westerville, Ohio/Westerville South
72	Brendan Willis	OL	6-2	280	r-So.	SQ	Centreville, Va./Centreville
74	Sylvester Townes	OL	6-6	302	r-Jr.	SQ	Memphis, Tenn./Germantown/Coahoma CC
77	Marcell Lazard	OL	6-5	306	r-So.	SQ	Bloomfield, N.J./Bloomfield
78	Marquis Lucas	OL	6-4	315	r-Sr.	2vl	Miami, Fla./Miami Central
79	Matt Jones	OL	6-3	320	Fr.	HS	Hubbard, Ohio/Hubbard
81	Vernon Davis Jr.	WR	5-10	170	r-Jr.	1vl	Miami, Fla./Coral Reef/Miami
82	Devonte Mathis	WR	6-1	209	r-Jr.	1vl	Miami, Fla./Miramar
84	Lamar Parker	WR	5-8	166	r-Fr.	SQ	Miami, Fla./Booker T. Washington
85	Ricky Rogers	WR	6-1	202	r-Fr.	SQ	Monroeville, Pa./Gateway
86	Josh Lambert	K	5-11	212	r-Jr.	2vl	Garland, Texas/Garland
86	Matt Vucelik	TE/FB	5-11	230	Fr.	HS	McMechen, W.Va./Bishop Donahue
87	John DePalma	LS	6-6	252	Sr.	3vl	Cumming, Ga./Pinecrest Academy
87	Stone Wolfley	TE/FB	6-4	245	Fr.	HS	Morgantown, W.Va./Morgantown
88	Cody Clay	TE/FB	6-4	262	r-Sr.	3vl	Alum Creek, W.Va./George Washington
88	Adam Shuler II	DL	6-4	269	Fr.	HS	Longwood, Fla./Lyman
89	Darren Arndt	TE/FB	6-3	244	r-Sr.	SQ	Martinsburg, W.Va./Martinsburg
89	D.J. Carozza	DL	5-11	295	r-So.	SQ	Parkersburg, W.Va./Parkersburg
90	Larry Jefferson	DL	6-5	228	Jr.	JC	College Park, Ga./Banneker/Itawamba CC
91	Nick O'Toole	P	6-3	216	Sr.	2vl	Corona, Calif./Mater Dei/Fullerton College
92	Jon Lewis	DL	6-3	270	r-So.	SQ	Morgantown, W.Va./University
93	Kyle Rose	DL	6-4	295	r-Sr.	3vl	Centerville, Ohio/Centerville
94	C.J. Maduewesi	DL	6-9	240	r-Jr.	SQ	Bronx, N.Y./Chrisland
95	Christian Brown	DL	6-2	290	r-Jr.	2vl	Fort Myers, Fla./Bridgeton
96	Jaleel Fields	DL	6-1	286	r-Fr.	SQ	Aliquippa, Pa./Aliquippa
97	Noble Nwachukwu	DL	6-2	271	r-Jr.	2vl	Wylie, Texas/Wylie
99	Xavier Pegues	DL	6-2	286	Jr.	JC	Oxford, Miss./Oxford/Itawamba CC

The Automated ScoreBook
West Virginia Game Results (as of Nov 07, 2015)
All games

Date	Opponent	Score	Overall Record	Conference Record	Time	Attend
Sep 5, 2015	GEORGIA SOUTHERN	W 44-0	1- 0- 0	0- 0- 0	3:12	55182
Sep 12, 2015	LIBERTY	W 41-17	2- 0- 0	0- 0- 0	3:06	52899
Sep 26, 2015	MARYLAND	W 45-6	3- 0- 0	0- 0- 0	3:29	61174
* Oct 03, 2015	at #15 Oklahoma	24-44 L	3- 1- 0	0- 1- 0	3:43	84384
* Oct 10, 2015	#21 OKLAHOMA STATE	O 26-33 L	3- 2- 0	0- 2- 0	4:02	60410
* Oct 17, 2015	at #2 Baylor	38-62 L	3- 3- 0	0- 3- 0	3:46	45370
* Oct 29, 2015	at #3 TCU	10-40 L	3- 4- 0	0- 4- 0	3:34	45947
* Nov 07, 2015	TEXAS TECH	W 31-26	4- 4- 0	1- 4- 0	3:18	54932

* indicates conference game

Opponent	Score	-----FIRST DOWNS-----				---RUSHING---		-----PASSING-----			--TOTAL OFFENSE--		Return Yards	Turn-Overs
		Total	Rush	Pass	Pen	Number-Yards	Comp-Att-Int	Yards	Plays-Yards	Yards				
GEORGIA SOUTHERN....	44-0	21/14	10/11	11/2	0/1	40-185 / 57-195	16-26- 0 / 2-13- 4	359/29	66-544 / 70-224	0/96	0/5			
LIBERTY.....	41-17	25/17	9/2	15/12	1/3	45-172 / 28-92	27-32- 0 / 21-33- 0	313/280	77-485 / 61-372	61/109	0/0			
MARYLAND.....	45-6	37/14	15/4	16/7	6/3	59-304 / 29-173	23-37- 1 / 14-36- 5	297/153	96-601 / 65-326	61/81	2/6			
Oklahoma.....	24-44	27/16	10/3	9/11	8/2	53-196 / 33-107	17-32- 3 / 14-25- 1	173/320	85-369 / 58-427	97/203	5/2			
OKLAHOMA STATE.....	26-33	26/20	14/5	9/11	3/4	61-255 / 38-134	18-37- 1 / 22-43- 3	188/228	98-443 / 81-362	157/44	4/3			
Baylor.....	38-62	22/34	9/16	8/15	5/3	44-182 / 50-304	18-39- 1 / 21-34- 0	289/389	83-471 / 84-693	292/167	1/0			
TCU.....	10-40	21/35	10/12	7/18	4/5	37-167 / 40-228	16-39- 1 / 32-48- 0	160/388	76-327 / 88-616	18/35	1/0			
TEXAS TECH.....	31-26	28/23	17/12	7/9	4/2	57-300 / 42-179	12-24- 2 / 22-36- 1	149/199	81-449 / 78-378	69/131	2/1			
Totals.....	259-228	207/173	94/65	82/85	31/23	396-1761/317-1412	147-266- 9/148-268-14	1928/1986	662-3689/ 585-3398	755/866	15/17			

Note: Game totals are displayed in the format TEAM/OPPONENT for each category

The Automated ScoreBook
West Virginia Overall Team Statistics (as of Nov 09, 2015)
All games

Team Statistics	WVU	OPP
SCORING	259	228
Points Per Game	32.4	28.5
Points Off Turnovers	27	36
FIRST DOWNS	207	173
Rushing	94	65
Passing	82	85
Penalty	31	23
RUSHING YARDAGE	1761	1412
Yards gained rushing	2004	1567
Yards lost rushing	243	155
Rushing Attempts	396	317
Average Per Rush	4.4	4.5
Average Per Game	220.1	176.5
TDs Rushing	15	7
PASSING YARDAGE	1928	1986
Comp-Att-Int	147-266-9	148-268-14
Average Per Pass	7.2	7.4
Average Per Catch	13.1	13.4
Average Per Game	241.0	248.2
TDs Passing	16	18
TOTAL OFFENSE	3689	3398
Total Plays	662	585
Average Per Play	5.6	5.8
Average Per Game	461.1	424.8
KICK RETURNS: #-Yards	26-654	29-637
PUNT RETURNS: #-Yards	13-78	6-47
INT RETURNS: #-Yards	14-23	9-133
KICK RETURN AVERAGE	25.2	22.0
PUNT RETURN AVERAGE	6.0	7.8
INT RETURN AVERAGE	1.6	14.8
FUMBLES-LOST	11-6	9-3
PENALTIES-Yards	64-671	57-585
Average Per Game	83.9	73.1
PUNTS-Yards	40-1818	39-1630
Average Per Punt	45.5	41.8
Net punt average	40.3	38.3
KICKOFFS-Yards	48-3026	48-3005
Average Per Kick	63.0	62.6
Net kick average	41.4	38.6
TIME OF POSSESSION/Game	30:22	29:38
3RD-DOWN Conversions	53/130	36/115
3rd-Down Pct	41%	31%
4TH-DOWN Conversions	9/16	9/19
4th-Down Pct	56%	47%
SACKS BY-Yards	14-80	23-166
MISC YARDS	0	0
TOUCHDOWNS SCORED	32	27
FIELD GOALS-ATTEMPTS	11-16	14-17
ON-SIDE KICKS	1-1	0-0
RED-ZONE SCORES	(28-37) 76%	(27-32) 84%
RED-ZONE TOUCHDOWNS	(21-37) 57%	(17-32) 53%
PAT-ATTEMPTS	(32-32) 100%	(24-25) 96%
ATTENDANCE	284597	175701
Games/Avg Per Game	5/56919	3/58567
Neutral Site Games		0/0

Score by Quarters	1st	2nd	3rd	4th	OT	Total
West Virginia	51	76	73	59	0	259
Opponents	55	50	61	55	7	228

The Automated ScoreBook
West Virginia Overall Individual Statistics (as of Nov 09, 2015)
All games

<u>Rushing</u>	<u>gp</u>	<u>att</u>	<u>gain</u>	<u>loss</u>	<u>net</u>	<u>avg</u>	<u>td</u>	<u>lg</u>	<u>avg/g</u>
Smallwood, Wendell	8	143	969	15	954	6.7	6	52	119.2
Shell, Rushel	8	109	462	25	437	4.0	5	43	54.6
Howard, Skyler	8	105	429	173	256	2.4	3	50	32.0
Crest, William	7	15	69	18	51	3.4	1	17	7.3
Thomas-Williams, D.	4	14	45	2	43	3.1	0	12	10.8
O'Toole, Nick	8	1	13	0	13	13.0	0	13	1.6
Marcellus, Jacky	2	4	17	4	13	3.2	0	8	6.5
TEAM	5	5	0	6	-6	-1.2	0	0	-1.2
Total	8	396	2004	243	1761	4.4	15	52	220.1
Opponents	8	317	1567	155	1412	4.5	7	55	176.5

<u>Passing</u>	<u>gp</u>	<u>effic</u>	<u>comp-att-int</u>	<u>pct</u>	<u>yds</u>	<u>td</u>	<u>lg</u>	<u>avg/g</u>
Howard, Skyler	8	132.52	139-250-9	55.6	1875	16	70	234.4
Crest, William	7	83.01	8-15-0	53.3	53	0	23	7.6
TEAM	5	0.00	0-1-0	0.0	0	0	0	0.0
Total	8	129.23	147-266-9	55.3	1928	16	70	241.0
Opponents	8	129.19	148-268-14	55.2	1986	18	71	248.2

<u>Receiving</u>	<u>gp</u>	<u>no.</u>	<u>yds</u>	<u>avg</u>	<u>td</u>	<u>lg</u>	<u>avg/g</u>
Gibson, Shelton	8	25	576	23.0	7	70	72.0
Shorts, Daikiel	8	23	282	12.3	2	29	35.2
Smallwood, Wendell	8	20	118	5.9	0	13	14.8
Durante, Jovon	8	19	268	14.1	3	57	33.5
Thompson, Jordan	8	16	222	13.9	0	47	27.8
Shell, Rushel	8	10	83	8.3	0	17	10.4
White, Ka'Raun	6	7	120	17.1	0	30	20.0
Mathis, Devonte	6	6	47	7.8	0	14	7.8
Sills, David	3	5	106	21.2	1	35	35.3
Jennings, Gary	8	4	28	7.0	0	11	3.5
Wellman, Elijah	8	4	19	4.8	2	7	2.4
Crest, William	7	3	20	6.7	0	8	2.9
Marcellus, Jacky	2	1	23	23.0	0	23	11.5
Myers, KJ	8	1	7	7.0	0	7	0.9
Thomas-Williams, D.	4	1	7	7.0	0	7	1.8
Clay, Cody	8	1	6	6.0	1	6	0.8
Underwood, Stone	7	1	-4	-4.0	0	0	-0.6
Total	8	147	1928	13.1	16	70	241.0
Opponents	8	148	1986	13.4	18	71	248.2

<u>Punt Returns</u>	<u>no.</u>	<u>yds</u>	<u>avg</u>	<u>td</u>	<u>lg</u>
Jennings, Gary	8	34	4.2	0	15
Dillon, KJ	5	44	8.8	0	19
Total	13	78	6.0	0	19
Opponents	6	47	7.8	0	27

<u>Interceptions</u>	<u>no.</u>	<u>yds</u>	<u>avg</u>	<u>td</u>	<u>lg</u>
Joseph, Karl	5	7	1.4	0	7
Worley, Daryl	3	0	0.0	0	0
Chestnut, Terrell	2	0	0.0	0	0
Kwiatkoski, Nick	1	0	0.0	0	0
Tyler, Jeremy	1	16	16.0	0	16
Dillon, KJ	1	0	0.0	0	0
Askew-Henry, Dravon	1	0	0.0	0	0
Total	14	23	1.6	0	16
Opponents	9	133	14.8	0	38

<u>Kick Returns</u>	<u>no.</u>	<u>yds</u>	<u>avg</u>	<u>td</u>	<u>lg</u>
Durante, Jovon	11	274	24.9	0	43
Gibson, Shelton	9	272	30.2	1	100
Jennings, Gary	4	82	20.5	0	28
Dillon, KJ	2	26	13.0	0	25
Total	26	654	25.2	1	100
Opponents	29	637	22.0	0	84

<u>Fumble Returns</u>	<u>no.</u>	<u>yds</u>	<u>avg</u>	<u>td</u>	<u>lg</u>
Total	0	0	0.0	0	0
Opponents	2	49	24.5	2	41

The Automated ScoreBook
West Virginia Overall Individual Statistics (as of Nov 09, 2015)
All games

Scoring	td	fg	PAT				dxp	saf	pts
			kick	rush	rcv	pass			
Lambert, Josh	-	11-16	32-32	-	-	-	-	-	65
Gibson, Shelton	8	-	-	-	-	-	-	-	48
Smallwood, Wendell	6	-	-	-	-	-	-	-	36
Shell, Rushel	5	-	-	-	-	-	-	-	30
Durante, Jovon	3	-	-	-	-	-	-	-	18
Howard, Skyler	3	-	-	-	-	-	-	-	18
Wellman, Elijah	2	-	-	-	-	-	-	-	12
Shorts, Daikiel	2	-	-	-	-	-	-	-	12
Crest, William	1	-	-	-	-	-	-	-	6
Sills, David	1	-	-	-	-	-	-	-	6
Clay, Cody	1	-	-	-	-	-	-	-	6
Rose, Kyle	-	-	-	-	-	-	-	1	2
Total	32	11-16	32-32	-	-	-	-	1	259
Opponents	27	14-17	24-25	0-2	-	-	-	-	228

Total Offense	g	plays	rush	pass	total	avg/g
Howard, Skyler	8	355	256	1875	2131	266.4
Smallwood, Wendell	8	143	954	0	954	119.2
Shell, Rushel	8	109	437	0	437	54.6
Crest, William	7	30	51	53	104	14.9
Thomas-Williams, D.	4	14	43	0	43	10.8
Marcellus, Jacky	2	4	13	0	13	6.5
O'Toole, Nick	8	1	13	0	13	1.6
TEAM	5	6	-6	0	-6	-1.2
Total	8	662	1761	1928	3689	461.1
Opponents	8	585	1412	1986	3398	424.8

Field Goals	fg	pct.	01-19	20-29	30-39	40-49	50-99	lg	blk
Lambert, Josh	11-16	68.8	0-0	6-6	3-5	1-2	1-3	51	1

FG Sequence	West Virginia	Opponents
Georgia Southern	(26),(32),(22)	-
Liberty	(28),(25),54	46,52,31,(49)
Maryland	51,(48),44	-
Oklahoma	(23)	(40),(25),(44)
Oklahoma State	(38)	(21),(22)
Baylor	(25),35	(36),(36)
TCU	(51)	(20),(23),(57),(43)
Texas Tech	35,(39)	(34),(27)

Punting	no.	yds	avg	lg	tb	fc	i20	50+	blk
O'Toole, Nick	40	1818	45.5	65	8	16	16	15	0
Total	40	1818	45.5	65	8	16	16	15	0
Opponents	39	1630	41.8	58	3	3	13	6	0

Kickoffs	no.	yds	avg	tb	ob	retn	net	ydln
O'Toole, Nick	40	2516	62.9	13	3			
Molina, Mike	8	510	63.8	3	0			
Total	48	3026	63.0	16	3	22.0	41.4	23
Opponents	48	3005	62.6	20	2	25.2	38.6	26

Numbers in (parentheses) indicate field goal was made.

The Automated ScoreBook
West Virginia Overall Individual Statistics (as of Nov 09, 2015)
All games

<u>All Purpose</u>	<u>g</u>	<u>rush</u>	<u>rcv</u>	<u>pr</u>	<u>kr</u>	<u>ir</u>	<u>total</u>	<u>avg/g</u>
Smallwood, Wen	8	954	118	0	0	0	1072	134.0
Gibson, Shelton	8	0	576	0	272	0	848	106.0
Durante, Jovon	8	0	268	0	274	0	542	67.8
Shell, Rushel	8	437	83	0	0	0	520	65.0
Shorts, Daikiel	8	0	282	0	0	0	282	35.2
Howard, Skyler	8	256	0	0	0	0	256	32.0
Thompson, Jord	8	0	222	0	0	0	222	27.8
Jennings, Gary	8	0	28	34	82	0	144	18.0
White, Ka'Raun	6	0	120	0	0	0	120	20.0
Sills, David	3	0	106	0	0	0	106	35.3
Crest, William	7	51	20	0	0	0	71	10.1
Dillon, KJ	8	0	0	44	26	0	70	8.8
Thomas-William	4	43	7	0	0	0	50	12.5
Mathis, Devonte	6	0	47	0	0	0	47	7.8
Marcellus, Jacky	2	13	23	0	0	0	36	18.0
Wellman, Elijah	8	0	19	0	0	0	19	2.4
Tyler, Jeremy	7	0	0	0	0	16	16	2.3
O'Toole, Nick	8	13	0	0	0	0	13	1.6
Myers, KJ	8	0	7	0	0	0	7	0.9
Joseph, Karl	4	0	0	0	0	7	7	1.8
Clay, Cody	8	0	6	0	0	0	6	0.8
Underwood, Sto	7	0	-4	0	0	0	-4	-0.6
TEAM	5	-6	0	0	0	0	-6	-1.2
Total	8	1761	1928	78	654	23	4444	555.5
Opponents	8	1412	1986	47	637	133	4215	526.9

The Automated ScoreBook
West Virginia Overall Defensive Statistics (as of Nov 09, 2015)
All games

##	Defensive Leaders	gp	Tackles				Sacks no-yds	Pass defense			Fumbles		blkd	
			ua	a	tot	tfl/yds		int-yds	brup	qbh	rcv-yds	ff	kick	saf
35	Kwiatkoski, Nick	8	35	18	53	6.0-19	1.0-6	1-0	2	.	1-0	.	.	.
9	Dillon, KJ	8	32	9	41	7.5-21	.	1-0	5	1	.	1	.	.
6D	Askew-Henry, Dravon	8	29	9	38	1.0-2	.	1-0	2
42	Barber, Jared	7	22	15	37	7.0-17	1.5-4	.	.	3
36	Petteway, Shaq	8	28	8	36	6.0-19	2.0-14	.	1	3
93	Rose, Kyle	8	24	6	30	1.0-5	1.0-5	1
7D	Worley, Daryl	8	26	2	28	1.0-3	.	3-0	9	1	.	1	.	.
97	Nwachukwu, Noble	8	18	8	26	5.5-21	3.5-18	.	1	5	.	1	.	.
16	Chestnut, Terrell	7	19	3	22	1.0-2	.	2-0	6	.	.	1	.	.
22	Harper, Jarrod	8	15	6	21	3.0-10	.	.	4	2
17	Benton, Al-Rasheed	8	14	7	21	4.0-8
8D	Joseph, Karl	4	15	5	20	2.0-9	1.0-8	5-7	1	.	1-0	.	.	.
20	Muldraw, Edward	7	12	6	18	3.0-15	2.0-12	.	.	1
95	Brown, Christian	8	12	6	18	1.0-2
45	Kinsey, Eric	8	4	10	14	1.5-3	.	.	1
5D	Preston, Xavier	8	6	7	13	2.0-3	.	.	.	1
3D	Rumph, Rick	7	10	3	13	1.0-1
27	Walters, Sean	8	11	1	12	1.0-10	1.0-10
49	Howard, Darrien	8	7	3	10	2.0-7	1.0-3	.	1
24	Tyler, Jeremy	7	8	1	9	.	.	1-16
18	Gross, Marvin	8	6	2	8
14	Kyeremeh, Nana	8	6	1	7	0.5-1	.	.	1
30	Arndt, Justin	8	3	2	5
13	Douglas, Rasul	6	3	2	5	.	.	.	1	.	.	1	.	.
92	Lewis, Jon	5	1	4	5
96	Fields, Jaleel	3	1	3	4
31	Bruce, Isaiah	8	3	.	3
2D	Shariff, Khairi	8	2	1	3
90	Jefferson, Larry	7	1	1	2
44	Christian, Hodari	4	2	.	2
38	Commodore, Shane	4	1	1	2
1	Gibson, Shelton	8	1	1	2
57	Pankey, Adam	8	2	.	2
88	Clay, Cody	8	1	.	1
3	Howard, Skyler	8	.	1	1
91	O'Toole, Nick	8	1	.	1
48	Molina, Mike	3	1	.	1
55	Cajuste, Yodny	6	1	.	1
10	Thompson, Jordan	8	1	.	1
TM	TEAM	5	1-0	.	.	.
Total		8	384	152	536	57-178	14-80	14-23	35	17	3-0	5	.	1
Opponents		8	447	184	631	59-242	23-166	9-133	23	21	6-49	9	1	.

The Automated ScoreBook
West Virginia Individual Season/Career Statistics (as of Nov 07, 2015)
All games

	SEASON									CAREER								
Rushing	gp	att	gain	loss	net	avg	td	lg	avg/g	gp	att	gain	loss	net	avg	td	lg	avg/g
Smallwood, Wendell	8	143	969	15	954	6.7	6	52	119.2	33	330	1928	31	1897	5.7	9	52	57.5
Shell, Rushel	8	109	462	25	437	4.0	5	43	54.6	20	285	1285	60	1225	4.3	12	54	61.2
Howard, Skyler	8	105	429	173	256	2.4	3	50	32.0	12	127	601	205	396	3.1	3	50	33.0
Crest, William	7	15	69	18	51	3.4	1	17	7.3	8	20	102	24	78	3.9	2	17	9.8
Thomas-Williams, D.	4	14	45	2	43	3.1	0	12	10.8	4	14	45	2	43	3.1	0	12	10.8
Marcellus, Jacky	2	4	17	4	13	3.2	0	8	6.5	2	4	17	4	13	3.2	0	8	6.5
O'Toole, Nick	8	1	13	0	13	13.0	0	13	1.6	33	1	13	0	13	13.0	0	13	0.4
TEAM	5	5	0	6	-6	-1.2	0	0	-1.2									
Total	8	396	2004	243	1761	4.4	15	52	220.1									
Opponents	8	317	1567	155	1412	4.5	7	55	176.5									
Passing	gp	effic	comp-att-int	pct	yds	td	lg	avg/g	gp	effic	comp-att-int	pct	yds	td	lg	avg/g		
Howard, Skyler	8	132.52	139-250-9	55.6	1875	16	70	234.4	12	134.26	195-360-9	54.2	2704	24	70	225.3		
Crest, William	7	83.01	8-15-0	53.3	53	0	23	7.6	8	84.42	11-19-0	57.9	60	0	23	7.5		
TEAM	5	0.00	0-1-0	0.0	0	0	0	0.0										
Total	8	129.23	147-266-9	55.3	1928	16	70	241.0										
Opponents	8	129.19	148-268-14	55.2	1986	18	71	248.2										
Receiving	gp	no.	yds	avg	td	lg	avg/g	gp	no.	yds	avg	td	lg	avg/g				
Gibson, Shelton	8	25	576	23.0	7	70	72.0	20	29	636	21.9	7	70	31.8				
Shorts, Daikiel	8	23	282	12.3	2	29	35.2	33	92	1123	12.2	6	38	34.0				
Smallwood, Wendell	8	20	118	5.9	0	13	14.8	33	62	576	9.3	0	50	17.5				
Durante, Jovon	8	19	268	14.1	3	57	33.5	8	19	268	14.1	3	57	33.5				
Thompson, Jordan	8	16	222	13.9	0	47	27.8	44	101	1083	10.7	2	56	24.6				
Shell, Rushel	8	10	83	8.3	0	17	10.4	20	31	223	7.2	0	19	11.1				
White, Ka'Raun	6	7	120	17.1	0	30	20.0	6	7	120	17.1	0	30	20.0				
Mathis, Devonte	5	6	47	7.8	0	14	9.4	21	13	129	9.9	0	19	6.1				
Sills, David	3	5	106	21.2	1	35	35.3	3	5	106	21.2	1	35	35.3				
Jennings, Gary	8	4	28	7.0	0	11	3.5	8	4	28	7.0	0	11	3.5				
Wellman, Elijah	8	4	19	4.8	2	7	2.4	20	8	30	3.8	3	10	1.5				
Crest, William	7	3	20	6.7	0	8	2.9	8	3	20	6.7	0	8	2.5				
Marcellus, Jacky	2	1	23	23.0	0	23	11.5	2	1	23	23.0	0	23	11.5				
Thomas-Williams, D.	4	1	7	7.0	0	7	1.8	4	1	7	7.0	0	7	1.8				
Myers, KJ	8	1	7	7.0	0	7	0.9	41	18	142	7.9	1	22	3.5				
Clay, Cody	8	1	6	6.0	1	6	0.8	46	19	173	9.1	2	21	3.8				
Underwood, Stone	7	1	-4	-4.0	0	0	-0.6	11	1	-4	-4.0	0	0	-0.4				
Total	8	147	1928	13.1	16	70	241.0											
Opponents	8	148	1986	13.4	18	71	248.2											
Total Offense	g	plays	rush	pass	total	avg/g	g	plays	rush	pass	total	avg/g						
Howard, Skyler	8	355	256	1875	2131	266.4	12	487	396	2704	3100	258.3						
Smallwood, Wendell	8	143	954	0	954	119.2	33	330	1897	0	1897	57.5						
Shell, Rushel	8	109	437	0	437	54.6	20	285	1225	0	1225	61.2						
Crest, William	7	30	51	53	104	14.9	8	39	78	60	138	17.2						
Thomas-Williams, D.	4	14	43	0	43	10.8	4	14	43	0	43	10.8						
O'Toole, Nick	8	1	13	0	13	1.6	33	1	13	0	13	0.4						
Marcellus, Jacky	2	4	13	0	13	6.5	2	4	13	0	13	6.5						
TEAM	5	6	-6	0	-6	-1.2												
Total	8	662	1761	1928	3689	461.1												
Opponents	8	585	1412	1986	3398	424.8												

The Automated ScoreBook
West Virginia Individual Season/Career Statistics (as of Nov 07, 2015)
All games

Scoring	SEASON					CAREER										
	td	fg	PAT			dxp	saf	pts	td	fg	PAT			dxp	saf	pts
kick	rush	rcv	pass	kick	rush				rcv	pass						
Lambert, Josh	-	11-16	32-32	-	-	-	-	65	-	58-78	112-113	-	-	-	-	286
Gibson, Shelton	8	-	-	-	-	-	-	48	8	-	-	-	-	-	-	48
Smallwood, Wendell	6	-	-	-	-	-	-	36	9	-	-	-	-	-	-	54
Shell, Rushel	5	-	-	-	-	-	-	30	12	-	-	-	-	-	-	72
Howard, Skyler	3	-	-	-	-	-	-	18	3	-	-	-	-	-	-	18
Durante, Jovon	3	-	-	-	-	-	-	18	3	-	-	-	-	-	-	18
Wellman, Elijah	2	-	-	-	-	-	-	12	3	-	-	-	-	-	-	18
Shorts, Daikiel	2	-	-	-	-	-	-	12	6	-	-	-	-	-	-	36
Sills, David	1	-	-	-	-	-	-	6	1	-	-	-	-	-	-	6
Clay, Cody	1	-	-	-	-	-	-	6	2	-	-	-	-	-	-	12
Crest, William	1	-	-	-	-	-	-	6	2	-	-	-	-	-	-	12
Rose, Kyle	-	-	-	-	-	-	1	2	-	-	-	-	-	-	1	2
Total	32	11-16	32-32	-	-	-	1	259								
Opponents	27	14-17	24-25	0-2	-	-	-	228								

Punt Returns	no.	yds	avg	td	lg	no.	yds	avg	td	lg
Jennings, Gary	8	34	4.2	0	15	8	34	4.2	0	15
Dillon, KJ	5	44	8.8	0	19	5	44	8.8	0	19
Total	13	78	6.0	0	19					
Opponents	6	47	7.8	0	27					

Kick Returns	no.	yds	avg	td	lg	no.	yds	avg	td	lg
Durante, Jovon	11	274	24.9	0	43	11	274	24.9	0	43
Gibson, Shelton	9	272	30.2	1	100	22	522	23.7	1	100
Jennings, Gary	4	82	20.5	0	28	4	82	20.5	0	28
Dillon, KJ	2	26	13.0	0	25	2	26	13.0	0	25
Total	26	654	25.2	1	100					
Opponents	29	637	22.0	0	84					

Interceptions	no.	yds	avg	td	lg	no.	yds	avg	td	lg
Joseph, Karl	5	7	1.4	0	7	9	40	4.4	0	22
Worley, Daryl	3	0	0.0	0	0	7	50	7.1	0	37
Chestnut, Terrell	2	0	0.0	0	0	3	0	0.0	0	0
Askew-Henry, Dravon	1	0	0.0	0	0	3	53	17.7	1	52
Kwiatkoski, Nick	1	0	0.0	0	0	4	13	3.2	0	8
Dillon, KJ	1	0	0.0	0	0	4	35	8.8	1	35
Tyler, Jeremy	1	16	16.0	0	16	1	16	16.0	0	16
Total	14	23	1.6	0	16					
Opponents	9	133	14.8	0	38					

Fumble Returns	no.	yds	avg	td	lg	no.	yds	avg	td	lg
Total	0	0	0.0	0	0					
Opponents	2	49	24.5	2	41					

The Automated ScoreBook
West Virginia Individual Season/Career Statistics (as of Nov 07, 2015)
All games

All Purpose	SEASON								CAREER							
	g	rush	rcv	pr	kr	ir	total	avg/g	g	rush	rcv	pr	kr	ir	total	avg/g
Smallwood, Wen	8	954	118	0	0	0	1072	134.0	33	1897	576	0	550	0	3023	91.6
Gibson, Shelton	8	0	576	0	272	0	848	106.0	20	0	636	0	522	0	1158	57.9
Durante, Jovon	8	0	268	0	274	0	542	67.8	8	0	268	0	274	0	542	67.8
Shell, Rushel	8	437	83	0	0	0	520	65.0	20	1225	223	3	61	0	1512	75.6
Shorts, Daikiel	8	0	282	0	0	0	282	35.2	33	0	1123	0	0	0	1123	34.0
Howard, Skyler	8	256	0	0	0	0	256	32.0	12	396	0	0	0	0	396	33.0
Thompson, Jorda	8	0	222	0	0	0	222	27.8	44	47	1083	70	80	0	1280	29.1
Jennings, Gary	8	0	28	34	82	0	144	18.0	8	0	28	34	82	0	144	18.0
White, Ka'Raun	6	0	120	0	0	0	120	20.0	6	0	120	0	0	0	120	20.0
Sills, David	3	0	106	0	0	0	106	35.3	3	0	106	0	0	0	106	35.3
Crest, William	7	51	20	0	0	0	71	10.1	8	78	20	0	0	0	98	12.2
Dillon, KJ	8	0	0	44	26	0	70	8.8	43	0	0	44	26	35	105	2.4
Thomas-Williams	4	43	7	0	0	0	50	12.5	4	43	7	0	0	0	50	12.5
Mathis, Devonte	5	0	47	0	0	0	47	9.4	21	0	129	0	0	0	129	6.1
Marcellus, Jacky	2	13	23	0	0	0	36	18.0	2	13	23	0	0	0	36	18.0
Wellman, Elijah	8	0	19	0	0	0	19	2.4	20	4	30	0	0	0	34	1.7
Tyler, Jeremy	7	0	0	0	0	16	16	2.3	28	0	0	0	0	16	16	0.6
O'Toole, Nick	8	13	0	0	0	0	13	1.6	33	13	0	0	0	0	13	0.4
Myers, KJ	8	0	7	0	0	0	7	0.9	41	0	142	0	8	0	150	3.7
Joseph, Karl	4	0	0	0	0	7	7	1.8	42	0	0	0	0	40	40	1.0
Clay, Cody	8	0	6	0	0	0	6	0.8	46	4	173	0	0	0	177	3.8
Underwood, Ston	7	0	-4	0	0	0	-4	-0.6	11	0	-4	0	0	0	-4	-0.4
TEAM	5	-6	0	0	0	0	-6	-1.2								
Total	8	1761	1928	78	654	23	4444	555.5								
Opponents	8	1412	1986	47	637	133	4215	526.9								

Field Goals	att	good	long	blkd	att	good	long	blkd
Lambert, Josh	16	11	51	1	78	58	55	5
Total	16	11	51	1				
Opponents	17	14	57	0				

Punting	no.	yds	avg	lg	blk	no.	yds	avg	lg	blk
O'Toole, Nick	40	1818	45.5	65	0	170	7419	43.6	68	0
Total	40	1818	45.5	65	0					
Opponents	39	1630	41.8	58	0					

Kickoffs	no.	yds	avg	tb	ob	no.	yds	avg	tb	ob
O'Toole, Nick	40	2516	62.9	13	3	46	2875	62.5	16	3
Molina, Mike	8	510	63.8	3	0	8	510	63.8	3	0
Total	48	3026	63.0	16	3					
Opponents	48	3005	62.6	20	2					

The Automated ScoreBook
West Virginia Team Game-by-Game (as of Nov 09, 2015)
All games

TEAM STATISTICS

Date	Opponent	Rushing				Receiving				Passing				Kick Returns				Punt Returns				tot off		
		no.	yds	td	lg	no.	yds	td	lg	cmp	att	int	yds	td	lg	no.	yds	td	lg	no.	yds		td	lg
Sep 5	GEORGIA SOUTHERN	40	185	3	19	16	359	2	57	16-26-0	359	2	57	0	0	0	0	0	0	0	0	0	0	544
Sep 12	LIBERTY	45	172	2	34	27	313	3	52	27-32-0	313	3	52	1	25	0	25	3	36	0	19	0	485	
Sep 26	MARYLAND	59	304	2	25	23	297	4	41	23-37-1	297	4	41	2	26	0	25	2	19	0	11	0	601	
Oct 03	at Oklahoma	53	196	2	50	17	173	1	34	17-32-3	173	1	34	4	84	0	36	3	6	0	6	0	369	
Oct 10	OKLAHOMA STATE	61	255	2	29	18	188	1	48	18-37-1	188	1	48	7	154	0	32	3	3	0	1	0	443	
Oct 17	at Baylor	44	182	0	52	18	289	4	70	18-39-1	289	4	70	9	292	1	100	0	0	0	0	0	471	
Oct 29	at TCU	37	167	0	14	16	160	1	32	16-39-1	160	1	32	1	18	0	18	0	0	0	0	0	327	
Nov 07	TEXAS TECH	57	300	4	43	12	149	0	30	12-24-2	149	0	30	2	55	0	29	2	14	0	13	0	449	
West Virginia		396	1761	15	52	147	1928	16	70	147-266-9	1928	16	70	26	654	1	100	13	78	0	19	0	3689	
		317	1412	7	55	148	1986	18	71	148-268-14	1986	18	71	29	637	0	84	6	47	0	27	0	3398	

Games: 8 • Avg/rush: 4.4 • Avg/catch: 13.1 • Pass effic: 129.23 • KR avg: 25.2 • PR avg: 6.0 • All purpose avg/game: 555.5 • Total offense avg/gm: 461.1

Date	Opponent	Tackles				Sacks no-yds	Fumble		Pass Defense			blkd kick	PAT Attempts			off		pts
		ua	a	total	tfl-yds		ff	fr-yds	int-yds	qbh	brup		kick	rush	rcv	saf	t/o	
Sep 5	GEORGIA SOUTHERN	49	26	75	9.0-32	1.0-4	2	1-0	4-0	1	2	0	5-5	0	0	0	14	44
Sep 12	LIBERTY	46	8	54	5.0-13	0.0-0	0	0-0	0-0	0	4	0	5-5	0	0	0	0	41
Sep 26	MARYLAND	41	8	49	9.0-31	3.0-20	1	1-0	5-16	2	3	0	6-6	0	0	0	10	45
Oct 03	at Oklahoma	33	34	67	6.0-30	4.0-25	1	1-0	1-7	2	2	0	3-3	0	0	0	3	24
Oct 10	OKLAHOMA STATE	50	16	66	7.0-16	2.0-7	0	0-0	3-0	5	11	0	3-3	0	0	1	0	26
Oct 17	at Baylor	56	16	72	7.0-18	1.0-6	1	0-0	0-0	3	4	0	5-5	0	0	0	0	38
Oct 29	at TCU	51	28	79	7.0-19	1.0-7	0	0-0	0-0	2	7	0	1-1	0	0	0	0	10
Nov 07	TEXAS TECH	58	16	74	7.0-19	2.0-11	0	0-0	1-0	2	2	0	4-4	0	0	0	0	31
West Virginia		384	152	536	57.0-178	14.0-80	5	3-0	14-23	17	35	0	32-32	0	0	1	27	259
		447	184	631	59.0-242	23.0-166	9	6-49	9-133	21	23	1	24-25	0	0	0	36	228

Date	Opponent	Punting							Field Goals			Kickoffs						
		no.	yds	avg	long	blkd	tb	fc	50+	i20	md-att	long	blkd	no.	yds	avg	tb	ob
Sep 5	GEORGIA SOUTHERN	4	177	44.2	65	0	2	1	1	2	3-3	32	0	9	578	64.2	4	0
Sep 12	LIBERTY	3	149	49.7	57	0	0	0	1	2	2-3	28	0	8	496	62.0	2	1
Sep 26	MARYLAND	4	181	45.2	56	0	2	2	2	2	1-3	48	1	7	447	63.9	3	0
Oct 03	at Oklahoma	7	326	46.6	60	0	1	1	4	2	1-1	23	0	5	312	62.4	2	1
Oct 10	OKLAHOMA STATE	8	381	47.6	57	0	2	5	4	3	1-1	38	0	5	324	64.8	3	0
Oct 17	at Baylor	4	190	47.5	54	0	0	3	1	1	1-2	25	0	6	372	62.0	1	0
Oct 29	at TCU	7	319	45.6	54	0	1	4	2	3	1-1	51	0	3	183	61.0	1	1
Nov 07	TEXAS TECH	3	95	31.7	40	0	0	0	0	1	1-2	39	0	5	314	62.8	0	0
West Virginia		40	1818	45.5	65	0	8	16	15	16	11-16	51	1	48	3026	63.0	16	3
		39	1630	41.8	58	0	3	3	6	13	14-17	57	0	48	3005	62.6	20	2

The Automated ScoreBook
West Virginia Opponent Game-by-Game (as of Nov 09, 2015)
All games

OPPONENT STATISTICS

Date	Opponent	Rushing				Receiving				Passing				Kick Returns				Punt Returns				tot off		
		no.	yds	td	lg	no.	yds	td	lg	cmp	att	int	yds	td	lg	no.	yds	td	lg	no.	yds		td	lg
Sep 5	GEORGIA SOUTHERN	57	195	0	22	2	29	0	17	2	13	4	29	0	17	5	96	0	27	0	0	0	0	224
Sep 12	LIBERTY	28	92	1	29	21	280	1	60	21	33	0	280	1	60	5	106	0	25	1	3	0	3	372
Sep 26	MARYLAND	29	173	0	55	14	153	1	46	14	36	5	153	1	46	4	65	0	20	0	0	0	0	326
Oct 03	at Oklahoma	33	107	1	35	14	320	3	71	14	25	1	320	3	71	2	24	0	14	2	36	0	27	427
Oct 10	OKLAHOMA STATE	38	134	2	40	22	228	1	31	22	43	3	228	1	31	2	25	0	15	1	0	0	0	362
Oct 17	at Baylor	50	304	2	46	21	389	6	52	21	34	0	389	6	52	5	162	0	84	1	5	0	5	693
Oct 29	at TCU	40	228	1	29	32	388	3	45	32	48	0	388	3	45	1	28	0	28	1	3	0	3	616
Nov 07	TEXAS TECH	42	179	0	16	22	199	3	32	22	36	1	199	3	32	5	131	0	40	0	0	0	0	378
Opponents		317	1412	7	55	148	1986	18	71	148	268	14	1986	18	71	29	637	0	84	6	47	0	27	3398
		396	1761	15	52	147	1928	16	70	147	266	9	1928	16	70	26	654	1	100	13	78	0	19	3689

Games: 8 • Avg/rush: 4.5 • Avg/catch: 13.4 • Pass effic: 129.19 • KR avg: 22.0 • PR avg: 7.8 • All purpose avg/game: 526.9 • Total offense avg/gm: 424.8

Date	Opponent	Tackles				Sacks no-yds	Fumble		Pass Defense			blkd kick	PAT Attempts			off		pts			
		ua	a	total	tfl-yds		ff	fr-yds	int-yds	qbh	brup		kick	rush	rcv	saf	t/o				
Sep 5	GEORGIA SOUTHERN	42	16	58	4.0-27	2.0-24	1	0-0	0-0	0	0	1	0	0-0	0	0	0	0	0	0	0
Sep 12	LIBERTY	66	10	76	7.0-28	2.0-21	1	0-0	0-0	0	0	1	0	2-2	0	0	0	0	0	0	17
Sep 26	MARYLAND	70	20	90	8.0-40	3.0-28	2	1-0	1-16	2	3	1	0	0-0	0	0	0	0	0	0	6
Oct 03	at Oklahoma	60	26	86	12.0-68	7.0-56	2	2-49	3-94	1	3	0	0	5-5	0	0	0	0	13	44	
Oct 10	OKLAHOMA STATE	67	32	99	8.0-23	3.0-8	3	3-0	1-19	1	6	0	0	3-4	0	0	0	0	17	33	
Oct 17	at Baylor	57	18	75	10.0-21	2.0-5	0	0-0	1-0	10	4	0	0	8-8	0	0	0	0	0	0	62
Oct 29	at TCU	32	36	68	3.0-16	1.0-12	0	0-0	1-4	5	4	0	0	4-4	0	0	0	0	0	0	40
Nov 07	TEXAS TECH	53	26	79	7.0-19	3.0-12	0	0-0	2-0	2	1	0	0	2-2	0	0	0	0	6	26	
Opponents		447	184	631	59.0-242	23.0-166	9	6-49	9-133	21	23	1	0	24-25	0	0	0	0	36	228	
		384	152	536	57.0-178	14.0-80	5	3-0	14-23	17	35	0	0	32-32	0	0	0	1	27	259	

Date	Opponent	Punting										Field Goals			Kickoffs			
		no.	yds	avg	long	blkd	tb	fc	50+	i20	md-att	long	blkd	no.	yds	avg	tb	ob
Sep 5	GEORGIA SOUTHERN	5	232	46.4	55	0	1	0	1	1	0-0	0	0	1	65	65.0	1	0
Sep 12	LIBERTY	4	155	38.8	46	0	0	0	0	0	1-4	49	0	4	260	65.0	3	0
Sep 26	MARYLAND	7	273	39.0	46	0	1	0	0	1	0-0	0	0	2	114	57.0	0	0
Oct 03	at Oklahoma	5	217	43.4	58	0	0	1	2	3	3-3	44	0	9	568	63.1	5	0
Oct 10	OKLAHOMA STATE	8	359	44.9	52	0	1	0	3	3	2-2	22	0	7	430	61.4	0	0
Oct 17	at Baylor	2	84	42.0	44	0	0	0	0	1	2-2	36	0	11	689	62.6	2	0
Oct 29	at TCU	4	135	33.8	35	0	0	1	0	2	4-4	57	0	8	520	65.0	7	0
Nov 07	TEXAS TECH	4	175	43.8	49	0	0	1	0	2	2-2	34	0	6	359	59.8	2	2
Opponents		39	1630	41.8	58	0	3	3	6	13	14-17	57	0	48	3005	62.6	20	2
		40	1818	45.5	65	0	8	16	15	16	11-16	51	1	48	3026	63.0	16	3

The Automated ScoreBook
West Virginia Red-Zone Results (as of Nov 09, 2015)
All games

West Virginia Inside Opponent Red-Zone

Date	Opponent	Score	Times In RZ	Times Scored	Total Pts	Rush TDs	Pass TDs	FGs Made	Failed to score inside RZ						
									FGA	Down	Int	Fumb	Half	Game	
Sep 5, 2015	GEORGIA SOUTHERN	W 44-0	7	6	30	3	3	0	3	0	1	0	0	0	0
Sep 12, 2015	LIBERTY	W 41-17	6	6	34	4	2	2	2	0	0	0	0	0	0
Sep 26, 2015	MARYLAND	W 45-6	6	5	35	5	2	3	0	1	0	0	0	0	0
Oct 03, 2015	at Oklahoma	L 24-44	3	3	17	2	1	1	1	0	0	0	0	0	0
Oct 10, 2015	OKLAHOMA STATE	L 26-33	3	1	7	1	1	0	0	0	1	0	1	0	0
Oct 17, 2015	at Baylor	L 38-62	4	3	17	2	0	2	1	1	0	0	0	0	0
Oct 29, 2015	at TCU	L 10-40	2	0	0	0	0	0	0	0	1	1	0	0	0
Nov 07, 2015	TEXAS TECH	W 31-26	6	4	28	4	4	0	0	1	0	0	0	1	0
Totals			37	28	168	21	13	8	7	3	3	1	1	1	0
28 of 37 (75.7%)															

Opponents Inside West Virginia Red-Zone

Date	Opponent	Score	Times In RZ	Times Scored	Total Pts	Rush TDs	Pass TDs	FGs Made	Failed to score inside RZ						
									FGA	Down	Int	Fumb	Half	Game	
Sep 5, 2015	GEORGIA SOUTHERN	W 44-0	0	0	0	0	0	0	0	0	0	0	0	0	0
Sep 12, 2015	LIBERTY	W 41-17	2	1	7	1	1	0	0	1	0	0	0	0	0
Sep 26, 2015	MARYLAND	W 45-6	1	0	0	0	0	0	0	0	0	1	0	0	0
Oct 03, 2015	at Oklahoma	L 24-44	4	3	13	1	0	1	2	0	1	0	0	0	0
Oct 10, 2015	OKLAHOMA STATE	L 26-33	5	5	26	3	2	1	2	0	0	0	0	0	0
Oct 17, 2015	at Baylor	L 38-62	8	7	41	5	2	3	2	0	0	0	0	1	0
Oct 29, 2015	at TCU	L 10-40	6	6	34	4	1	3	2	0	0	0	0	0	0
Nov 07, 2015	TEXAS TECH	W 31-26	6	5	26	3	0	3	2	0	0	1	0	0	0
Totals			32	27	147	17	6	11	10	1	1	2	0	1	0
27 of 32 (84.4%)															

The Automated ScoreBook
West Virginia By-Quarter Statistics (as of Nov 09, 2015)
All games

3rd-Down Conversions

Date	Opponent	Score	Overall	1st Qtr	2nd Qtr	3rd Qtr	4th Qtr	Overtime
Sep 5, 2015	GEORGIA SOUTHERN	W 44-0	3-12 25.0	1-3 33.3	0-5 0.0	0-1 0.0	2-3 66.7	
Sep 12, 2015	LIBERTY	W 41-17	8-13 61.5	2-4 50.0	1-1 100.0	1-3 33.3	4-5 80.0	
Sep 26, 2015	MARYLAND	W 45-6	9-16 56.2	2-2 100.0	2-4 50.0	2-5 40.0	3-5 60.0	
Oct 03, 2015	at Oklahoma	L 24-44	8-20 40.0	3-6 50.0	3-6 50.0	2-6 33.3	0-2 0.0	
Oct 10, 2015	OKLAHOMA STATE	L 26-33	6-20 30.0	1-4 25.0	2-5 40.0	1-4 25.0	2-5 40.0	0-2 0.0
Oct 17, 2015	at Baylor	L 38-62	6-18 33.3	2-5 40.0	1-4 25.0	2-5 40.0	1-4 25.0	
Oct 29, 2015	at TCU	L 10-40	4-17 23.5	0-3 0.0	2-5 40.0	1-5 20.0	1-4 25.0	
Nov 07, 2015	TEXAS TECH	W 31-26	9-14 64.3	2-4 50.0	2-4 50.0	1-1 100.0	4-5 80.0	
	West Virginia		53-130 40.8	13-31 41.9	13-34 38.2	10-30 33.3	17-33 51.5	0-2 0.0
	Opponents		36-115 31.3	11-32 34.4	12-31 38.7	6-27 22.2	7-24 29.2	0-1 0.0

4th-Down Conversions

Date	Opponent	Score	Overall	1st Qtr	2nd Qtr	3rd Qtr	4th Qtr	Overtime
Sep 5, 2015	GEORGIA SOUTHERN	W 44-0	1-2 50.0	0-1 0.0	0-0 0.0	0-0 0.0	1-1 100.0	
Sep 12, 2015	LIBERTY	W 41-17	0-0 0.0	0-0 0.0	0-0 0.0	0-0 0.0	0-0 0.0	
Sep 26, 2015	MARYLAND	W 45-6	1-1 100.0	0-0 0.0	0-0 0.0	1-1 100.0	0-0 0.0	
Oct 03, 2015	at Oklahoma	L 24-44	2-2 100.0	0-0 0.0	0-0 0.0	2-2 100.0	0-0 0.0	
Oct 10, 2015	OKLAHOMA STATE	L 26-33	3-4 75.0	0-0 0.0	1-1 100.0	1-1 100.0	0-0 0.0	1-2 50.0
Oct 17, 2015	at Baylor	L 38-62	1-4 25.0	1-1 100.0	0-0 0.0	0-1 0.0	0-2 0.0	
Oct 29, 2015	at TCU	L 10-40	1-3 33.3	0-1 0.0	0-0 0.0	0-1 0.0	1-1 100.0	
Nov 07, 2015	TEXAS TECH	W 31-26	0-0 0.0	0-0 0.0	0-0 0.0	0-0 0.0	0-0 0.0	
	West Virginia		9-16 56.2	1-3 33.3	1-1 100.0	4-6 66.7	2-4 50.0	1-2 50.0
	Opponents		9-19 47.4	1-3 33.3	1-3 33.3	3-6 50.0	3-6 50.0	1-1 100.0

Time of Possession

Date	Opponent	Score	Overall	1st Qtr	2nd Qtr	3rd Qtr	4th Qtr	Overtime
Sep 5, 2015	GEORGIA SOUTHERN	W 44-0	25:53	6:57	6:47	4:50	7:19	
Sep 12, 2015	LIBERTY	W 41-17	29:27	7:42	6:00	5:41	10:04	
Sep 26, 2015	MARYLAND	W 45-6	36:34	7:53	9:21	9:31	9:49	
Oct 03, 2015	at Oklahoma	L 24-44	33:11	9:11	7:49	9:38	6:33	
Oct 10, 2015	OKLAHOMA STATE	L 26-33	31:09	5:58	8:23	8:57	7:51	0:00
Oct 17, 2015	at Baylor	L 38-62	32:52	9:13	8:21	10:25	4:53	
Oct 29, 2015	at TCU	L 10-40	23:39	5:59	5:43	5:56	6:01	
Nov 07, 2015	TEXAS TECH	W 31-26	30:14	7:35	6:38	5:46	10:15	
	West Virginia	Total	242:59	60:28	59:02	60:44	62:45	0:00
		Avg.	30:22	7:33	7:22	7:35	7:50	0:00
	Opponents	Total	237:01	59:32	60:58	59:16	57:15	0:00
		Avg.	29:37	7:26	7:37	7:24	7:09	0:00

The Automated ScoreBook
West Virginia Game Superlatives (as of Nov 09, 2015)
All games

INDIVIDUAL GAME HIGHS

Rushes	22	Smallwood, Wendell vs Maryland (Sep 26, 2015)
	22	Smallwood, Wendell at Oklahoma (Oct 03, 2015)
	22	Smallwood, Wendell vs Texas Tech (Nov 07, 2015)
Yards Rushing	163	Smallwood, Wendell vs Texas Tech (Nov 07, 2015)
TD Rushes	2	Smallwood, Wendell vs Liberty (Sep 12, 2015)
	2	Shell, Rushel vs Texas Tech (Nov 07, 2015)
Long Rush	52	Smallwood, Wendell at Baylor (Oct 17, 2015)
Pass attempts	39	Howard, Skyler at TCU (Oct 29, 2015)
Pass completions	21	Howard, Skyler vs Liberty (Sep 12, 2015)
	21	Howard, Skyler vs Maryland (Sep 26, 2015)
Yards Passing	359	Howard, Skyler vs Georgia Southern (Sep 5, 2015)
TD Passes	4	Howard, Skyler vs Maryland (Sep 26, 2015)
	4	Howard, Skyler at Baylor (Oct 17, 2015)
Long Pass	70	Howard, Skyler at Baylor (Oct 17, 2015)
Receptions	6	Durante, Jovon vs Liberty (Sep 12, 2015)
	6	Gibson, Shelton vs Maryland (Sep 26, 2015)
Yards Receiving	130	Gibson, Shelton vs Georgia Southern (Sep 5, 2015)
TD Receptions	2	Gibson, Shelton vs Maryland (Sep 26, 2015)
Long Reception	70	Gibson, Shelton at Baylor (Oct 17, 2015)
Field Goals	3	Lambert, Josh vs Georgia Southern (Sep 5, 2015)
Long Field Goal	51	Lambert, Josh at TCU (Oct 29, 2015)
Punts	8	O'Toole, Nick vs Oklahoma State (Oct 10, 2015)
Punting Avg	49.7	O'Toole, Nick vs Liberty (Sep 12, 2015)
Long Punt	65	O'Toole, Nick vs Georgia Southern (Sep 5, 2015)
Punts inside 20	3	O'Toole, Nick vs Oklahoma State (Oct 10, 2015)
	3	O'Toole, Nick at TCU (Oct 29, 2015)
Long Punt Return	19	Dillon, KJ vs Liberty (Sep 12, 2015)
Long Kickoff Return	100	Gibson, Shelton at Baylor (Oct 17, 2015)
Tackles	11	Kwiatkoski, Nick at Oklahoma (Oct 03, 2015)
Sacks	1.0	Nwachukwu, Noble vs Georgia Southern (Sep 5, 2015)
	1.0	Walters, Sean vs Maryland (Sep 26, 2015)
	1.0	Petteway, Shaq vs Maryland (Sep 26, 2015)
	1.0	Howard, Darrien vs Maryland (Sep 26, 2015)
	1.0	Joseph, Karl at Oklahoma (Oct 03, 2015)
	1.0	Kwiatkoski, Nick at Oklahoma (Oct 03, 2015)
	1.0	Petteway, Shaq at Oklahoma (Oct 03, 2015)
	1.0	Barber, Jared vs Oklahoma State (Oct 10, 2015)
	1.0	Rose, Kyle vs Oklahoma State (Oct 10, 2015)
	1.0	Muldrow, Edward at Baylor (Oct 17, 2015)
	1.0	Nwachukwu, Noble at TCU (Oct 29, 2015)
	1.0	Muldrow, Edward vs Texas Tech (Nov 07, 2015)
	1.0	Nwachukwu, Noble vs Texas Tech (Nov 07, 2015)
Tackles For Loss	3.0	Barber, Jared vs Oklahoma State (Oct 10, 2015)
Interceptions	3	Joseph, Karl vs Georgia Southern (Sep 5, 2015)

The Automated ScoreBook
West Virginia Game Superlatives (as of Nov 09, 2015)
All games

TEAM GAME HIGHS

Rushes	61	vs Oklahoma State (Oct 10, 2015)
Yards Rushing	304	vs Maryland (Sep 26, 2015)
Yards Per Rush	5.3	vs Texas Tech (Nov 07, 2015)
TD Rushes	4	vs Texas Tech (Nov 07, 2015)
Pass attempts	39	at Baylor (Oct 17, 2015)
	39	at TCU (Oct 29, 2015)
Pass completions	27	vs Liberty (Sep 12, 2015)
Yards Passing	359	vs Georgia Southern (Sep 5, 2015)
Yards Per Pass	13.8	vs Georgia Southern (Sep 5, 2015)
TD Passes	4	vs Maryland (Sep 26, 2015)
	4	at Baylor (Oct 17, 2015)
Total Plays	98	vs Oklahoma State (Oct 10, 2015)
Total Offense	601	vs Maryland (Sep 26, 2015)
Yards Per Play	8.2	vs Georgia Southern (Sep 5, 2015)
Points	45	vs Maryland (Sep 26, 2015)
Sacks By	4	at Oklahoma (Oct 03, 2015)
First Downs	37	vs Maryland (Sep 26, 2015)
Penalties	11	at Oklahoma (Oct 03, 2015)
	11	vs Oklahoma State (Oct 10, 2015)
Penalty Yards	124	vs Maryland (Sep 26, 2015)
Turnovers	5	at Oklahoma (Oct 03, 2015)
Interceptions By	5	vs Maryland (Sep 26, 2015)
Punts	8	vs Oklahoma State (Oct 10, 2015)
Punting Avg	49.7	vs Liberty (Sep 12, 2015)
Long Punt	65	vs Georgia Southern (Sep 5, 2015)
Punts inside 20	3	vs Oklahoma State (Oct 10, 2015)
	3	at TCU (Oct 29, 2015)
Long Punt Return	19	vs Liberty (Sep 12, 2015)

The Automated ScoreBook
West Virginia Game Superlatives (as of Nov 09, 2015)
All games

OPPONENT INDIVIDUAL GAME HIGHS

Rushes	21	Washington, De., vs Texas Tech (Nov 07, 2015)
Yards Rushing	160	Russell,Seth, at Baylor (Oct 17, 2015)
TD Rushes	1	MACON, T., vs Liberty (Sep 12, 2015)
	1	Mixon, Joe, at Oklahoma (Oct 03, 2015)
	1	Childs, Rennie, vs Oklahoma State (Oct 10, 2015)
	1	Walsh, J.W., vs Oklahoma State (Oct 10, 2015)
	1	Russell,Seth, at Baylor (Oct 17, 2015)
	1	Linwood,Shock, at Baylor (Oct 17, 2015)
	1	Boykin, Trevone, at TCU (Oct 29, 2015)
Long Rush	55	Ross, B., vs Maryland (Sep 26, 2015)
Pass attempts	47	Boykin, Trevone, at TCU (Oct 29, 2015)
Pass completions	32	Boykin, Trevone, at TCU (Oct 29, 2015)
Yards Passing	388	Boykin, Trevone, at TCU (Oct 29, 2015)
TD Passes	5	Russell,Seth, at Baylor (Oct 17, 2015)
Long Pass	71	Mayfield, Baker, at Oklahoma (Oct 03, 2015)
Receptions	11	Doctson, Josh, at TCU (Oct 29, 2015)
Yards Receiving	199	Coleman,Corey, at Baylor (Oct 17, 2015)
TD Receptions	3	Coleman,Corey, at Baylor (Oct 17, 2015)
Long Reception	71	Neal, Durrone, at Oklahoma (Oct 03, 2015)
Field Goals	4	Oberkrom, Jaden, at TCU (Oct 29, 2015)
Long Field Goal	57	Oberkrom, Jaden, at TCU (Oct 29, 2015)
Punts	8	Sinor, Zach, vs Oklahoma State (Oct 10, 2015)
Punting Avg	49.0	R. Nowicki, vs Georgia Southern (Sep 5, 2015)
Long Punt	58	Seibert, Austin, at Oklahoma (Oct 03, 2015)
Punts inside 20	3	Seibert, Austin, at Oklahoma (Oct 03, 2015)
	3	Sinor, Zach, vs Oklahoma State (Oct 10, 2015)
Long Punt Return	27	Shepard, S., at Oklahoma (Oct 03, 2015)
Long Kickoff Return	84	Platt,Chris, at Baylor (Oct 17, 2015)
Tackles	14	Carter, J., vs Maryland (Sep 26, 2015)
	14	Awe, Micah, vs Texas Tech (Nov 07, 2015)
Sacks	2.0	Striker, Eric, at Oklahoma (Oct 03, 2015)
Tackles For Loss	3.5	Bean, Jimmy, vs Oklahoma State (Oct 10, 2015)
Interceptions	2	Thomas, Jordan, at Oklahoma (Oct 03, 2015)

The Automated ScoreBook
West Virginia Game Superlatives (as of Nov 09, 2015)
All games

OPPONENT TEAM GAME HIGHS

Rushes	57	vs Georgia Southern (Sep 5, 2015)
Yards Rushing	304	at Baylor (Oct 17, 2015)
Yards Per Rush	6.1	at Baylor (Oct 17, 2015)
TD Rushes	2	vs Oklahoma State (Oct 10, 2015)
	2	at Baylor (Oct 17, 2015)
Pass attempts	48	at TCU (Oct 29, 2015)
Pass completions	32	at TCU (Oct 29, 2015)
Yards Passing	389	at Baylor (Oct 17, 2015)
Yards Per Pass	12.8	at Oklahoma (Oct 03, 2015)
TD Passes	6	at Baylor (Oct 17, 2015)
Total Plays	88	at TCU (Oct 29, 2015)
Total Offense	693	at Baylor (Oct 17, 2015)
Yards Per Play	8.2	at Baylor (Oct 17, 2015)
Points	62	at Baylor (Oct 17, 2015)
Sacks By	7	at Oklahoma (Oct 03, 2015)
First Downs	35	at TCU (Oct 29, 2015)
Penalties	12	at Oklahoma (Oct 03, 2015)
Penalty Yards	134	at Oklahoma (Oct 03, 2015)
Turnovers	6	vs Maryland (Sep 26, 2015)
Interceptions By	3	at Oklahoma (Oct 03, 2015)
Punts	8	vs Oklahoma State (Oct 10, 2015)
Punting Avg	46.4	vs Georgia Southern (Sep 5, 2015)
Long Punt	58	at Oklahoma (Oct 03, 2015)
Punts inside 20	3	at Oklahoma (Oct 03, 2015)
	3	vs Oklahoma State (Oct 10, 2015)
Long Punt Return	27	at Oklahoma (Oct 03, 2015)