



# FOOTBALL

WVU ATHLETIC COMMUNICATIONS  
PO Box 877 | Morgantown, WV 26507-0877  
304.293.2821

WVUSPORTS.com

## 2015 SCHEDULE/RESULTS

	<b>GEORGIA SOUTHERN</b> September 5 W/44-0	
	<b>LIBERTY</b> September 12 W/41-17	
	<b>MARYLAND</b> September 26 W/45-6	
	<b>AT OKLAHOMA *</b> October 3 L/24-44	
	<b>OKLAHOMA STATE * @</b> October 10 7 p.m.	
	<b>AT BAYLOR *</b> October 17 Noon	
	<b>AT TCU *</b> October 29 7:30 p.m.	
	<b>TEXAS TECH * ▲</b> November 7	
	<b>TEXAS *</b> November 14	
	<b>AT KANSAS *</b> November 21	
	<b>IOWA STATE *</b> November 28	
	<b>AT KANSAS STATE *</b> December 5	

\* BIG 12 CONFERENCE GAME @ HOME/COMING ▲ MOUNTAINEER WEEK

### GAME 5 // No. 21/19 OKLAHOMA STATE VS. WEST VIRGINIA

SAT., OCT. 10, 2015 | 7 P.M.(ET) | MILAN PUSKAR STADIUM (60,000) | MORGANTOWN, W.VA..



**THE SERIES WITH OKLAHOMA STATE**

All-Time Series .....	WVU leads 4-2
In Morgantown .....	WVU leads 2-0
In Stillwater .....	WVU leads 2-1
at Neutral Site .....	OSU leads 1-0
Holgorsen vs. OSU .....	2-1
Holgorsen vs. Gundy .....	2-1
Gundy vs. West Virginia .....	1-2
Gundy vs. Holgorsen .....	1-2



**OKLAHOMA STATE**

2015 Record .....	5-0, 2-0 Big 12
Head Coach .....	Mike Gundy
Alma Mater/Year .....	Oklahoma State ('90)
Record at OSU .....	89-44 (11th)
Overall Record .....	89-44 (11th)

**WEST VIRGINIA**

2015 Record .....	3-1, 0-1 Big 12
Head Coach .....	Dana Holgorsen
Alma Mater/Year .....	Iowa Wesleyan ('93)
Record at WVU .....	31-24 (5th)
Overall Record .....	31-24 (5th)



Skylar HOWARD

Karl JOSEPH

#### NOTES TO REMEMBER

- ▶ WVU is No. 14 all-time in college football winning percentage
- ▶ Since 2000, WVU is 96-12 when scoring 30 or more points in a contest/50-4 when scoring 40 or more points in a game
- ▶ There are 41 juniors and seniors on the 2015 WVU depth chart
- ▶ In the Dana Holgorsen era, WVU has produced 51 games with 300 or more yards of total offense, 38 games with 400 or more yards of total offense, 21 games with more than 500 yards and nine with more than 600 yards
- ▶ In the Holgorsen era, WVU has scored 30 or more points in 37 games, 40 or more points in 21 games, 50 or more points in seven games and 60 or more points three times
- ▶ WVU is 72-10 since 2002 when winning the turnover battle
- ▶ WVU is 54-44-1 in night games since 1980/ 28-12-2 all-time in home night games/19-9 in home night games since 2002
- ▶ Since 1980, WVU is 220-95-4 in games played on artificial turf surfaces/31-23 in this decade

- ▶ WVU is ranked No. 5 nationally in red zone defense, first down defense and turnovers gained
- ▶ The Mountaineers are ranked No. 1 nationally in fourth down defense, No. 2 in passes intercepted (10) and No. 11 in turnover margin (+1.5)
- ▶ WVU is ranked No. 13 nationally in third down defense, No. 24 in pass efficiency defense and tackles for loss (7.3)
- ▶ WVU's offense is ranked nationally in fourth down percentage (11), passing efficiency (12), total offense (18), passing offense (25), rushing offense (26) and third down percentage, fourth down percentage (27), completion percentage (29) and passing yards per completion and rushing offense (31)
- ▶ Karl Joseph is ranked No. 1 nationally in interceptions per game (1.3), No. 23 in passes defended (1.5) and tied for No. 27 in fumbles recovered (1)
- ▶ Skylar Howard is ranked No. 11 nationally in passing efficiency, No. 16 in passing yards per completion, No. 18 in points responsible for and No. 24 in total offense and No. 25 in passing yards per game



## Game Coverage

TV ..... ESPN2  
 Bob Wischusen (PBP), Brock Huard (analysis)  
 Shannon Spake (sideline)  
 Radio ..... Tony Caridi (PBP), Dwight Wallace (analysis),  
 Jed Drenning (sideline),  
 Jeff Culhane (pre and postgame host)  
 Satellite Radio Broadcast ..... Sirius Ch 81, XM Ch 81  
 Live Statistics ..... WVU.Statbroadcast.com  
 Twitter Updates ..... @WVUFootball, @WVUsports

## National Rankings

### ASSOCIATED PRESS POLL // (OCT. 4)

School	Record	Points	Prev. Rank
1. Ohio State (38)	5-0	1,444	1
2. TCU (5)	5-0	1,371	4
3. Baylor (10)	4-0	1,364	5
4. Michigan State	5-0	1,291	2
5. Utah (7)	4-0	1,254	10
6. Clemson	4-0	1,217	12
7. LSU	4-0	1,212	9
8. Alabama	4-1	1,026	13
9. Texas A&M (1)	5-0	1,009	14
10. Oklahoma	4-0	976	15
11. Florida	5-0	935	25
12. Florida State	4-0	922	11
13. Northwestern	5-0	753	16
14. Ole Miss	4-1	731	3
15. Notre Dame	4-1	721	6
16. Stanford	4-1	617	18
17. USC	3-1	498	17
18. Michigan	4-1	452	22
19. Georgia	4-1	441	8
20. UCLA	4-1	415	7
21. Oklahoma State	5-0	332	20
22. Iowa	5-0	254	NR
23. California	5-0	233	24
24. Toledo	4-0	87	NR
25. Boise State	4-1	65	NR

ARV: Oregon (3-2) 39; Duke (4-1) 31; Houston (4-0) 31; Temple (4-0) 23; Memphis (5-0) 19; Navy (4-0) 19; Arizona State (3-2) 15; Mississippi State (3-2) 11; **West Virginia (3-1) 8**; Texas Tech (3-2) 4; BYU (3-2) 3; Kansas State (3-1); Missouri (4-1).

### USA TODAY COACHES POLL // (OCT. 4)

School	Record	Prev. Points	Rank
1. Ohio State (50)	5-0	1,523	1
2. TCU (4)	5-0	1,435	3
3. Michigan State (1)	5-0	1,409	2
4. Baylor (5)	4-0	1,408	4
5. LSU (1)	4-0	1,257	8
6. Clemson	4-0	1,196	11
7. Utah (1)	4-0	1,118	12
8. Florida State	4-0	1,067	9
9. Oklahoma	4-0	1,009	14
10. Alabama	4-1	990	13
11. Texas A&M	5-0	983	15
12. Florida	5-0	755	23
13. Ole Miss	4-1	727	5
14. Northwestern	5-0	707	17
15. Notre Dame	4-1	674	7
16. Georgia	4-1	562	6
17. USC	3-1	540	16
18. Stanford	4-1	535	20
19. Oklahoma State	5-0	519	19
20. UCLA	4-1	401	10
21. Michigan	4-1	322	NR
22. California	5-0	311	24
23. Iowa	5-0	243	NR
24. Boise State	4-1	100	NR
25. Memphis	5-0	68	NR

ARV: Oregon (3-2) 64; Duke (4-1) 59; **West Virginia (3-1) 31**; Toledo (4-0) 24; Kansas State (3-1) 17; Temple (4-0) 16; Arizona State (3-2) 16; Mississippi State (3-2) 14; Navy (4-0) 12; Houston (4-0) 11; Kentucky (4-1) 6; Arizona (3-2) 5; North Carolina (4-1) 4; Missouri (4-1) 4; Wisconsin (3-2) 4; Illinois (4-1) 2; Indiana (4-1) 2.



JovonDURANTE

JaredBARBER

## Stat Comparisons

West Virginia	Opponents		Oklahoma State	Opponents
38.5	16.8	Scoring Offense	38.2	19.2
110	61	First Downs	119	83
214.2	141.8	Rushing Offense	138.2	132.2
285.5	195.5	Passing Offense	345.0	177.8
499.8	337.2	Total Offense	483.2	310.0
19.3	18.2	Kick Return Average	24.0	20.3
7.60	13.0	Punt Return Average	2.5	4.5
10-2.3	4-27.5	INT-Return Average	5-2.4	4-26.8
6-3	5-3	Fumbles/Lost	7-3	8-5
32-330	27-275	Penalties/Yards	32-280	45-342
38.6	37.0	Net Punting Avg.	38.0	38.8
7-10	4-7	Field Goal-Attempts	9-11	4-6
31:16	28:44	Time of Possession	28:49	31:11
28-61 (46%)	14-53 (26%)	3rd Down Conversion	35-72 (49%)	25-77 (32%)
4-5 (80%)	0-8 (0%)	4th Down Conversion	2-2 (100%)	4-6 (67%)
8-49	14-129	Sacks By-Yards	22-146	11-64
20-22 (91%)	4-7 (57%)	Red Zone Scoring	23-24 (96%)	12-14 (86%)
14-22 (64%)	2-7 (29%)	Red Zone TD	14-24 (58%)	9-14 (64%)

## The 2015 Mountaineer Roster

- ▶ The 2015 roster currently consists of 112 players from 16 different states and one from the District of Columbia (DaeJuan Funderburke).
- ▶ Leading the way is the Mountain State (24), followed by Sunshine State (22), Ohio (19), Pennsylvania (11), Maryland (6), Texas (5), Georgia (5), New Jersey (5), North Carolina (3), Virginia (3), Delaware (2), Mississippi (2), New York (2) California, Illinois and Tennessee.

## Against The Big 12

- ▶ WVU is 20-21 all-time against current members of the Big 12 Conference. WVU is 2-1 vs. Baylor; 2-1 against Iowa State; 3-1 against Kansas; 1-4 vs. Kansas State; 2-6 vs. Oklahoma; 4-2 vs. Oklahoma State; 2-2 vs. Texas; 2-2 vs. TCU and Texas Tech.

## On Turf

- ▶ Since 1980, West Virginia is 220-95-4 in games played on artificial turf surfaces. WVU was 57-29 on turf in the 1990s, 66-21 on turf in the 2000 decade and is 31-23 on turf in this decade.
- ▶ The Mountaineers are 24-21 on turf under Dana Holgorsen. West Virginia is 3-0 in 2015, was 6-6 in 2014, was 3-7 in 2013, 5-5 in 2012 and was 7-3 during the 2011 season.

## Non-Conference Play

- ▶ West Virginia faced three non-conference opponents in the 2015 season, finishing with a 3-0 record. WVU defeated Georgia Southern on Sept. 5, 44-0 to open the season, won 41-17 against Liberty in week two and then defeated Maryland, 45-6 in the third game of the season.

## At Home

- ▶ The 2015 season marks the 36th season of competition for West Virginia at Milan Puskar Stadium.
- ▶ WVU holds a 159-60-4 (.722) all-time mark at the facility, which opened in 1980.
- ▶ There were 55,182 fans in attendance for the season opener against Georgia Southern and 52,899 fans for Liberty. A sellout-crowd of 61,174 fans attended the Maryland game.
- ▶ A total of 12,206,465 fans all time have watched a game at Mountaineer Field.

## On Grass

- ▶ Since 1980, West Virginia is 49-58 in games played on natural grass. The Mountaineers are 8-5 this decade and 7-3 under Holgorsen.





Nick **KWIATKOSKI**

Wendell **SMALLWOOD**

### WVU's Last Game: No. 15/14 Oklahoma 44, No. 23/21 West Virginia 24

**NORMAN, Okla. (Oct. 3, 2015)** - No. 23/21 West Virginia suffered its first loss of the 2015 season with a 44-24 defeat at No. 15/14 Oklahoma in front of 83,384 fans at Gaylord Family-Oklahoma Memorial Stadium.

The Mountaineers could not overcome two fumbles and three interceptions, resulting in 13 points for the Sooners. While Oklahoma turned the ball over two times, WVU could only muster three points off those turnovers.

Both teams traded possessions to start the game, before the Sooners broke through on their second drive. Quarterback Baker Mayfield found Mark Andrews for a 17-yard touchdown pass to open the game's scoring at the 8:45 mark of the first quarter. Mayfield drove the Sooners 74 yards in just four plays for the score.

West Virginia answered at the beginning of the second quarter, when tailback Rushel Shell powered in from five yards away to tie the score at 7-7. Shell's rush finished an 86-yard drive for the Mountaineers.

The tie was short-lived as just 51 seconds later the Sooners took command once again; receiver Sterling Shepard hauled in a 28-yard pass from Mayfield to cap a 75-yard scoring drive.

The Sooners went on to score three more times in the quarter for a 24-7 lead at the half.

They increased their advantage to 17-7 on Austin Seibert's 40-yard field goal, before tailback Joe Mixon closed out first-half scoring with a 35-yard scamper, ending an 83-yard drive.

When the Sooners scored in the first half, they usually took advantage of the big play, finishing with 12 plays of 20 yards or more. First half scoring drives for OU consumed 74, 75 and 83 yards.

But the game was far from over and WVU came out strong in the third quarter to pull with three at 27-24 with 0:58 seconds left in the third.

A Skyler Howard touchdown pass to freshman Jovon Durante at the 9:40 mark pulled the Mountaineers to within 10, at 24-14. Then West Virginia took advantage of a Sooner fumble and converted a 23-yard field goal by Josh Lambert to

close the gap to 24-17 with 6:57 left in the third.

Oklahoma bounced back with a 25-yard Seibert field goal, before Howard shocked the Sooner faithful with a 50-yard touchdown run on 4th-and-2, putting the score at 27-24 in favor of the Sooners with just 58 ticks left in the quarter.

As the Mountaineers gained the momentum and seemingly were on the verge of taking control of the game, Oklahoma struck a deadly blow just 45 seconds later, when Mayfield found Durrone Neal down the left sideline for a 71-yard

touchdown dagger and a 34-24 OU advantage heading into the fourth.

With West Virginia having to play catch-up, the Oklahoma defense unleashed a furious pass rush on the Mountaineers and turnovers aided the Sooners to 10 more points to end the scoring.

Jordan Evans picked up a Howard fumble and raced 41 yards for a touchdown, before Seibert closed out the scoring with a 44-yard field goal off of a WVU interception.

West Virginia had a strong day running the football as tailback Wendell Smallwood turned in his second straight 100-yard rushing performance with 111 yards on 22 carries. Backfield teammate Rushel Shell added 72 yards to the ground attack. Linebacker Nick Kwiatkoski was solid for the Mountaineer defense with 11 tackles and one sack for a loss of six yards.

Mayfield had a strong day for OU, finishing with 320 yards passing and three touchdowns. Dede Westbrook led the Sooner receivers with 107 yards on just five catches. For the second straight year, WVU could not handle OU's Eric Striker, as he finished with 13 tackles, three TFLs and two sacks. OU totaled seven sacks and 12 TFLs in the game.

Final numbers showed WVU with a solid running game of 196 yards to go along with 173 passing to total 369 yards. The Mountaineer defense held OU to just 107 yards rushing, but the Sooners struck for 320 yards passing to total 427 yards.

## Scoring and Statistical Summary

	1	2	3	4	F
West Virginia.....	0	7	17	0	24
Oklahoma.....	7	17	10	10	44

1st	OU - Mark Andrews 17 pass from Baker Mayfield (Austin Seibert kick)
2nd	WVU - Rushel Shell 5 rush (Josh Lambert kick) OU - Sterling Shepard 28 pass from Mayfield (Seibert kick) OU - Seibert 40 FG OU - Joe Mixon 35 rush (Seibert kick)
3rd	WVU - Jovon Durante 1 pass from Skyler Howard (Lambert kick) WVU - Lambert 23 FG OU - Seibert 25 FG WVU - Howard 50 rush OU - Durrone Neal 71 pass from Mayfield (Seibert kick)
4th	OU - Jordan Evans 41 fumble recovery (Seibert kick) OU - Seibert 44 FG

	WVU	OU
First Downs	27	16
Rushes/Yards	54/196	33/107
Passing Yardage	173	320
Passes	17/32/3	14/25/1
Punts	7/326/46.6	5/217/43.4
Fumbles/Lost	2/2	1/1
Return Yardage	97	203
Penalties/Yards	11/111	12/134
Time of Possession	33:11	26:49

WVU RUSHING: Smallwood 22-111, Shell 20-72; WVU PASSING: Howard 17-32-3-173; WVU RECEIVING: Durante 4-44, Thompson 3-46, Gibson 3-35; WVU TACKLES (TFL/QS): Kwiatkoski 11 (1/1), Dillon 7, Barber 6 (1/1); WVU INTERCEPTIONS: Joseph.

OU RUSHING: Perine 16-65, Mixon 6-43; OU PASSING: Mayfield 14-25-1-320; OU RECEIVING: Westbrook 5-107; OU TACKLES (TFL/QS): Striker 11 (1/1), Evans 9 (2/1); OU INTERCEPTIONS: J. Thomas 2, A. Thomas.

Attendance - 84,384



Mario ALFORD

Dravon ASKEW-HENRY

**Last Time vs. Oklahoma State: No. 22/25 West Virginia 34, OSU 10**

STILLWATER, Okla. (Oct. 25, 2014) - No. 22/25 West Virginia jumped out to a quick 14-0 first quarter lead and never looked back in defeating Oklahoma State, 34-10, in front of a Homecoming crowd of 59,124 at Boone Pickens Stadium.

Oklahoma State took the game's first possession from its own 25 to the WVU 38-yard line. Facing a 4th-and-4, the Cowboys failed on a surprising fourth-down attempt, which put the Mountaineer offense in good field position.

Quarterback Clint Trickett quickly took advantage of the good starting position, as he directed a five-play scoring drive that ended with a 19-yard touchdown pass to receiver Kevin White. Big plays in the drive came from running back Wendell Smallwood with a reception of 14 yards and a run of 20 to keep the chains moving.

After the Mountaineer defense held the Cowboy offense on downs, Trickett went right back to the air three minutes later on West Virginia's next possession.

The Mountaineers marched 90 yards in just three plays, keyed by a 79-yard scoring toss from Trickett to senior receiver Mario Alford. The play was West Virginia's longest from scrimmage to date on the season and gave the Mountaineers a 14-0 lead with 7:49 left in the opening quarter.

The Mountaineer defense held strong for the remainder of the quarter, as true freshman defensive back Dravon Henry stopped another Cowboy drive with an interception.

Oklahoma State scored its first points early in the second quarter, when kicker Ben Grogan connected on a 40-yard field goal to put the score at 14-3 at the 14:11 mark.

After a West Virginia drive stalled, the Cowboy offense went on the attack once again, and used a 51-yard rush by Brandon Sheperd, and 30 yards rushing on three plays from tailback Tyreek Hill to move to the WVU eight-yard line. OSU quarterback Daxx Garman then found Teddy Johnson open in the flat for an eight-yard touchdown reception, pulling the Cowboys to 14-10 with 8:34 left in the

half.

Oklahoma State had another scoring chance thwarted by the WVU defense, when the Cowboys reached the Mountaineer nine-yard line. A big 10-yard sack of Garman and a missed field goal by Grogan gave the Mountaineers the 14-10 advantage at the half.

The strong defensive play by the Mountaineers continued in the second half. OSU would not convert on a third-down play until the middle of the fourth quarter and wound up just two of 15 on third down. The Cowboys turned in yardage, but no points in the final two quarters.

Meanwhile, Trickett and the Mountaineer offense were slowly putting the game out of reach.

WVU added a 39-yard Josh Lambert field goal in the third quarter, and a 43-yarder from Lambert for a 20-10 lead with 10:14 left in the game.

When the Cowboys went on the offensive again to try to close the gap, Henry turned his second interception of the game into a 52-yard touchdown and essentially put the game away. Dreamius Smith added an insurance score with just over 3:00 left, when he scampered 40 yards for a touchdown, putting the final score at 34-10 in favor of the road team.

Trickett was a solid 21-of-30 passing for 238 yards and two scores. Smallwood, subbing for the injured Rushel Shell, turned in his second straight 100-yard rushing performance with 132 yards on 23 carries, and Alford finished with seven catches for 136 yards. Leading the way for the WVU defense was safety Karl Joseph with eight tackles, followed by linebacker Nick Kwiatkoski with seven stops and lineman Kyle Rose with six.

Oklahoma State got 242 yards passing from Garman, but he had 20 incompletions on his stat line. Hill finished with 78 yards rushing, while James Washington caught five passes for 87 yards.

The Cowboy defense was led by Jordan Sterns with an impressive 20 tackles and one TFL.

Final numbers showed a very even game as West Virginia gained 210 yards rushing compared to OSU's 194. Passing numbers had the Mountaineers with 238 to Oklahoma State 242, putting the final offensive numbers at 448 for West Virginia and 436 for the Cowboys.

## Scoring and Statistical Summary

	1	2	3	4	F
West Virginia.....	14.....	0.....	3.....	17.....	34
Oklahoma State .....	0.....	10.....	0.....	0.....	10

- 1st WVU - Kevin White 19 pass from Clint Trickett (Josh Lambert kick)
- 1st WVU - Mario Alford 79 pass from Clint Trickett (Lambert kick)
- 2nd OSU - Ben Grogan 40 FG
- 2nd OSU - Teddy Johnson 8 pass from Daxx Garman (Grogan kick)
- 3rd WVU - Lambert 39 FG
- 4th WVU - Lambert 39 FG
- 4th WVU - Dravon Henry 52 interception return (Lambert kick)
- 4th WVU - Dreamius Smith 40 rush (Lambert kick)

	WVU	OSU
First Downs	22	23
Rushes/Yards	44/210	39/194
Passing Yardage	238	242
Passes	21/30/0	21/41/2
Punts	7/288/41.1	5/263/52.6
Fumbles/Lost	1/0	0/0
Return Yardage	75	49
Penalties/Yards	7/57	4/30
Time of Possession	33:39	26:21

WVU RUSHING: Smallwood 23-132, Smith 5-72; WVU PASSING: Trickett 21-30-0-238; WVU RECEIVING: Alford 7-136, Thompson 5-46; WVU TACKLES (TFL/QS): Joseph 8, Kwiatkoski 7, Rose 6; WVU INTERCEPTIONS: Henry (2).

OSU RUSHING: Hill 14-78, Sheperd 1-51, Roland 12-37; OSU PASSING: Garmann 21-41-2-242; OSU RECEIVING: Washington 5-87, Glidden 5-63; OSU TACKLES (TFL/QS): Sterns 20 (1/0), Furman 8 (1/0), Simmons 8; OSU INTERCEPTIONS: None.

Attendance - 59,124





Isaiah BRUCE

Clint TRICKETT

### Last Time in Morgantown: WVU 30, No. 11/11 Oklahoma State 21

MORGANTOWN, W.Va. (Sept. 28, 2013) - West Virginia capitalized on three Oklahoma State turnovers and defeated the Cowboys, 30-21, at Milan Puskar Stadium.

A struggling Mountaineer offense, which had been shutout the week before, fed off the energy created by a fired-up West Virginia defense which came up with several big plays against the nation's No. 11-ranked team. In turn, the Mountaineer offense responded under first-time starting quarterback Clint Trickett.

The Florida State transfer patiently waited his turn and became the third starting quarterback for the Mountaineers in 2013. When his time came, Trickett made the most of it with a gutsy performance that carried the Mountaineers to their first Big 12 victory of the season.

Oklahoma State scored first with 8:32 left on the first-quarter clock. Quarterback J.W. Walsh hit Josh Stewart for a 73-yard touchdown pass, and the Cowboys looked to be off and running.

A Cowboy interception on WVU's next possession, paved the way for the OSU offense to take control of the game. However, West Virginia's Ishmael Banks picked off a Walsh pass and returned the interception 58 yards for a game-changing interception return.

Instead of Oklahoma State driving for a two touchdown lead, Banks' interception sparked the Mountaineer football team, tied the game and ignited the 57,280 at Milan Puskar Stadium.

Feeding off the confidence gained by Banks' interception, Trickett drove the West Virginia offense 70 yards in eight plays, and threw his first touchdown pass as a Mountaineer, hitting Kevin White for a 17-yard scoring toss. After the quarter started out like OSU was going to dominate, it was the Mountaineers who took a 14-7 advantage into the second quarter.

A Cowboy fumble early in the second was recovered by WVU linebacker Isaiah Bruce to set up the game's next score. Freshman kicker Josh Lambert connected on a 45-yard field goal at the

10:43 mark to up the West Virginia lead to 17-7.

Oklahoma State countered with a 76-yard scoring drive that saw Walsh hit Tracy Moore for a 27-yard touchdown reception to pull the Cowboys to within three at 17-14.

A Trickett 40-yard pass play to junior Mario Alford set up Charles Sims' touchdown run for a 24-14 Mountaineer advantage, which held up at the half after an OSU missed field goal.

Oklahoma State scored at the 11:35 mark of the third quarter, when Walsh hit for his third touchdown pass in the game, this time to Jeremy

Seaton, cutting the Mountaineer lead to 24-21.

But that touchdown would be the final points of the game for the high-powered Cowboy offense, as an inspired West Virginia defense took control and held OSU scoreless on its final eight possessions.

One Cowboy drive ended with a missed field goal early in the fourth, and the final stanza saw WVU convert on two more field goals by Lambert to put the game out of reach and seal the upset victory.

Trickett finished his first game with 309 yards passing, while Sims totaled 157 all-purpose yards. Safety Darwin Cook's interception late in the fourth set up the game clinching field goal, and Cook also added eight tackles to lead the defense.

Walsh finished with 322 yards passing and three touchdowns, while Stewart led all receivers with 127 yards. Caleb Lavey led the Cowboy defense with 12 tackles.

West Virginia's final numbers stood at 68 yards rushing and 320 passing for 388 yards of offense. Oklahoma State rushed for 111 and passed for 322 to total 433 yards.

The West Virginia win evened the two teams at 1-1 in all-time Big 12 play, and gave the Mountaineers a slim 3-2 advan

## Scoring and Statistical Summary

	1	2	3	4	F
Oklahoma State.....	7	7	7	0	21
West Virginia .....	14	10	0	6	30

<b>1st</b>	OSU - Josh Stewart 73 pass from J.W. Walsh (Ben Grogan kick)
	WVU - Ishmael Banks 58 interception return (Josh Lambert kick)
	WVU - Kevin White 17 pass from Clint Trickett (Lambert kick)
<b>2nd</b>	WVU - Lambert 45 FG
	OSU - Tracy Moore 27 pass from Walsh (Grogan kick)
	WVU - Charles Sims 1 rush (Lambert kick)
<b>3rd</b>	OSU - Jeremy Seaton 30 pass from Walsh (Grogan kick)
<b>4th</b>	WVU - Lambert 27 FG
	WVU - Lambert 34 FG

	OSU	WVU
First Downs .....	18	21
Rushes/Yards.....	40/111	39/68
Passing Yardage.....	322	320
Passes.....	20/47/2	25/51/2
Punts .....	10/379/37.9	8/357/44.6
Fumbles/Lost.....	2/1	2/0
Return Yardage .....	142	104
Penalties/Yards.....	10/96	6/39
Time of Possession.....	26:59	33:01

**WVU RUSHING:** Sims 18-60; **WVU PASSING:** Trickett 24-50-2-309; **WVU RECEIVING:** Sims 5-83, Carswell 5-76, Shorts 5-32; **WVU TACKLES (TFL/QS):** Barber 9 (1/0), Bell 8, Cook 8; **WVU INTERCEPTIONS:** Banks, Cook.

**OSU RUSHING:** Walsh 16-52, Roland 7-46; **OSU PASSING:** Walsh 20-47-2-322; **OSU RECEIVING:** Stewart 7-127, Moore 5-89, Seales 4-40; **OSU TACKLES (TFL/QS):** Lavey 12 (1/0), Gary 9 (1/0), Simmons 6; **OSU INTERCEPTIONS:** Gilbert, Patmon.

**Attendance** - 57,280



### Comparing the Two Nationally

	WVU	OSU
Scoring Offense	22	25
Rushing Offense	26	102
Scoring Defense	21	33
Rushing Defense	49	38
Passing Offense	25	13
Total Offense	18	22
Passes Had Intercepted	T59	T59
Pass Defense	45	30
Total Defense	39	24
Kickoff Returns	94	38
Punt Returns	72	114
Net Punting	51	58
Passing Efficiency	12	11
Turnover Margin	11	37
Interceptions	2	36
Pass Eff. Defense	24	44
First Downs	40	17
First Down Defense	5	58
Third Down Conv.	26	13
Opponent Third Down	13	43
Fourth Down Conv.	11	T1
Opponent Fourth Down	T1	104
Sacks By	55	1
Sacks Against	123	78
Tackles for Loss	24	1
Tackles for Loss Allowed	118	80
Penalties	T78	T78
Possession Time	47	83
Punt Return Defense	99	36
Kickoff Return Defense	25	53
Turnovers Gained	5	24
Fumbles Gained	55	10
Red Zone Offense	26	8
Red Zone Defense	5	85



Nick O'TOOLE

Elijah WELLMAN

#### True and Redshirt Freshman Players

- ▶ Two true freshmen have seen action for the Mountaineers in 2015: Jovon Durante (WR) and Gary Jennings (WR).
- ▶ Six redshirt freshmen have seen action for the Mountaineers in 2015: Amanii Brown (OL), Yodny Cajuste (OL), William Crest Jr (QB), Jaleel Fields (DL), Jonathan Haynes (OL) and Donte Thomas-Williams (RB).

#### For Starters

- ▶ In 2015, the Mountaineers have a total of 34 players with at least one game of starting experience.
- ▶ Tops on that list are senior safety Karl Joseph (42), redshirt senior linebacker Nick Kwiatkoski (28), redshirt senior defensive lineman Kyle Rose (24) and redshirt senior tight end Cody Clay (23).

#### First-Time Players

- ▶ There are 17 Mountaineers who have seen their first WVU action during the 2015 season: Kyle Bosch (OL), Amanii Brown (OL), Yodny Cajuste (OL), Shane Commodore (S), Rasul Douglas (CB), Jovon Durante (WR), Jaleel Fields (DL), Jonathan Haynes (OL), Larry Jefferson (DL), Gary Jennings (WR), Marcell Lazard (OL), C.J. Maduwesi (DL), Jacky Marcellus (RB), Khairi Shariff (CB), Donte Thomas-Williams (RB), Sylvester Townes (OL) and Ka'Raun White (WR).

#### First-Time Starters

- ▶ Seven Mountaineers earned their first career start during the 2015 season: Al-Rasheed Benton (LB), Yodny Cajuste (OL), Kyle Bosch (OL), Jovon Durante (WR), Shelton Gibson (WR) and Devonte Mathis (WR) and Elijah Wellman (RB).

#### Overtime Games

- ▶ The 52-44 three-overtime loss to Iowa State in 2013 marked the 13th overtime game in West Virginia history. The Mountaineers own a 6-7 record in overtime games.
- ▶ West Virginia played its first overtime game against Pitt in 1997, dropping a three-overtime thriller, 41-38.

#### Overtime Games

Nov. 30, 2013	Iowa State 52, WVU 44, 3OT
Nov. 9, 2013	Texas 47, WVU 40, OT
Nov. 2, 2013	WVU 30, TCU 27, OT
Nov. 3, 2012	TCU 39, WVU 38, 2OT
Oct. 29, 2010	UConn 16, WVU 13, OT
Sept. 10, 2010	WVU 24, Marshall 21, OT
Nov. 8, 2008	Cincinnati 26, WVU 23, OT
Sept. 18, 2008	Colorado 17, WVU 14, OT
Dec. 2, 2006	WVU 41, Rutgers 39, 3OT
Oct. 15, 2005	WVU 46, Louisville 44, 3OT
Sept. 18, 2004	WVU 19, Maryland 16, OT
Nov. 11, 2000	WVU 31, Rutgers 24, 2OT
Nov. 28, 1997	Pitt 41, WVU 38, 3OT

#### WVU's Record When Wearing ... (since 2001)

Blue Jersey - Gold Pants: 27-9  
 Blue Jersey - White Pants: 6-5  
 Blue Jersey - Blue Pants: 24-8  
 White Jersey - Gold Pants: 11-9  
 White Jersey - White Pants: 18-16  
 White Jersey - Blue Pants: 16-8  
 Gold Jersey - Blue Pants: 7-1  
 Gold Jersey - Gold Pants: 6-3  
 Gold Jersey - White Pants: 4-1  
 Gold Jersey - Gray Pants: 0-1  
 Gray Jersey - Gray Pants: 1-0  
 Nike Pro Combat Uniforms: 1-1

### Weekly Media Planner (Monday, Oct. 5 - Sunday, Oct. 11)

Mon (5)	Tue (6)	Wed (7)	Thu (8)	Fri (9)	Sat (10)	Sun (11)
<b>Big 12</b> football conference call - 11:40 a.m. - 11:50 a.m.	<b>Dana Holgorsen</b> Media Conference - 12 p.m. (Team Room)	<b>WBB Media</b> Basketball Practice Facility Media Room 1 p.m.	<b>Dana Holgorsen</b> Statewide Radio Show 7 p.m. (Kegler's)	<b>MBB Media</b> Coach Huggins & Players 2 p.m. - Coliseum Court	<b>FB vs. Oklahoma State</b> 7 p.m., ESPN2	<b>Rifle vs. Nebraska</b> at Air Force 8 a.m.
<b>Golf</b> at Wolfpack Intercollegiate Raleigh, N.C., 11:30 a.m.	<b>FB Player/Assistant Coach Interviews</b> PuskarTeam Room 12:30 p.m.	<b>VB vs Robert Morris</b> 6 p.m.	<b>M&amp;W Swimming</b> West Virginia State Games, 7:30 p.m.	<b>WSOC at Oklahoma</b> , 8 p.m.	<b>Rifle at Air Force</b> 8 a.m.	<b>WSOC at Texas Tech</b> 2 p.m.
	<b>Golf</b> at Wolfpack Intercollegiate, 8 a.m.			<b>MSOC vs.</b> Western Michigan, 7:30 p.m.	<b>VB at Kansas State</b> , 8 p.m.	
	<b>MSOC at Virginia Tech</b> 7 p.m.			<b>M&amp;W Swimming</b> West Virginia State Games, 7:30 p.m.		





Brad PAISLEY

### Fifth-Year Seniors

- ▶ Eight Mountaineers on the 2015 team have already earned their bachelor's degree and are attending graduate school this season: Jared Barber (LB), Isaiah Bruce (LB), Terrell Chestnut (CB), Skyler Howard (QB), Nick Kwiatkoski (LB), KJ Myers (WR), Jordan Thompson (WR) and Stone Underwood (OL).

### 2015 Fall Graduates

- ▶ Ten Mountaineers on the 2015 team are in line to graduate when the regular season is finished: Darren Arndt (TE/FB), Cody Clay (TE FB), Karl Joseph (S), Marquis Lucas (OL), Tony Matteo (OL), Nick O'Toole (P), Shaq Petteway (LB), Kyle Rose (DL), Sean Walters (LB) and Dayron Wilson (CB).

### 30 Is Enough

- ▶ Dating back to 1980, the Mountaineers hold a 177-17-1 record when scoring 30 or more points in a game. During the 1990s, the Mountaineers were 42-4 when scoring 30 or more points in a contest and were 40-2-1 in the '80s when reaching that mark. WVU is 96-12 since 2000 when scoring 30 points or more in a contest.

### Scoring 40 or more Points

- ▶ Under Dana Holgorsen, West Virginia is 17-3 when scoring 40 or more points. Since 2000, the Mountaineers are 50-4 when hitting the 40-point plateau, and WVU is 180-4 all-time when scoring at least 40 points in a game

### National Polls

- ▶ After receiving votes since the 2015 preseason, West Virginia entered both polls for the first time on Sept. 27, appearing at No. 23 in the Associated Press Poll and No. 21 in the Amway Coaches' Poll.
- ▶ The Sept. 27 ranking was the first time WVU was in the polls since Nov. 2, 2014 (24/25).
- ▶ After the Oklahoma game on Oct. 3, 2015, WVU dropped out of both polls and are now currently receiving votes.
- ▶ Since 2011, Dana Holgorsen's squads have been ranked during four of his five years and have been among the Top 25 during 27 different weeks.

### Coaching Staff Assignment

- ▶ Here's a breakdown of the WVU coaching staff assignments for the 2015 season:

Damon Cogdell: Assistant DL (Field)  
 Ron Crook: OL (Field)  
 Joe DeForest: Safeties/ST (Field)  
 Lonnie Galloway: WR (Field)  
 Tony Gibson: DC/LB (Field)  
 Brian Mitchell: CB (Press Box)  
 Mark Scott (Press Box)  
 Ja'Juan Seider: RB (Field)  
 Bruce Tall: DL (Press Box)

### WVU vs. 2015 Slate

- ▶ West Virginia owns a 52-43-2 record against its 2015 opponents.
- ▶ The Mountaineers have winning records over Baylor, Georgia Southern, Iowa State, Kansas, Liberty, Maryland, Oklahoma State and are even in their series with TCU, Texas and Texas Tech.

2015 Opponent	Series Record
Baylor .....	2-1
Georgia Southern.....	1-0
Iowa State.....	2-1
Kansas.....	3-1
Kansas State .....	1-4
Liberty .....	2-0
Maryland .....	28-22-2
Oklahoma.....	2-6
Oklahoma State .....	5-2
TCU .....	2-2
Texas.....	2-2
Texas Tech .....	2-2

### Mountaineer Energizers

- ▶ When looking at career plays logged by Mountaineer players, 18 players have seen action on more than 1,000 plays, four players with more than 2,000 and one with more than 3,000.
- ▶ Leading the group in career plays are senior safety Karl Joseph, who has recorded 3,388 plays over his career, 2,980 defensive plays and 408 on special teams. Senior tight end Cody Clay has seen action on 2,287 plays, 1,626 on offense and 661 on special teams. Senior linebacker Nick Kwiatkoski has been used on 2,229 plays, 1,872 on defense and 357 on special teams.

### Looking at the Numbers

- ▶ The Mountaineer offense has seen action on 324 plays in 2015 and 254 plays by the defense.
- ▶ Of WVU's 324 offensive plays, one player has registered more than 300 offensive plays, eight players saw action on more than 200 and 15 with more than 100 offensive plays.
- ▶ Marquis Lucas (308), Yodny Cajuste (295), Tyler Orlosky (289), Skyler Howard (288) and Adam Pankey (260) lead the offense.
- ▶ Of WVU's 254 defensive plays, eight players were used on 200 or more defensive plays and nine players recorded more than 150 plays and 12 were used on more than 100 plays.
- ▶ Daryl Worley and Karl Joseph lead the defense, seeing action on 240 plays, KJ Dillon, 239, Dravon Askew-Henry on 238 and Nick Kwiatkoski on 221.

### Average Per Down

- ▶ Here's a breakdown of how the 2015 West Virginia offense has operated on first, second, third and fourth down:
- ▶ On first down, the Mountaineers have run 150 plays and gained 889 yards for a 5.9 average. On second down, the Mountaineers have run 108 plays for 661 yards and a 6.1 average. On third down, the Mountaineers have run 61 plays for 380 yards and a 6.2 average gain. West Virginia has run five fourth down plays in 2015, gaining 69 yards for a 13.8 average on fourth down.
- ▶ WVU's touchdowns have come eight times on first down (4 rushing/4 passing), five times on second down (1 rushing/4 passing), five times on third down (3 rushing/2 passing), and one touchdown on fourth down (1 rushing/0 passing).

### Offensive Analysis

- ▶ Breaking down the West Virginia offensive numbers for the 2015 season shows that the Mountaineers have run a total of 324 plays, 197 coming on the ground and 127 through the air. The rushing game has totaled 857 yards for an average of 4.4 yards per carry and nine touchdowns. The passing attack has totaled 1,142 yards, 10 touchdowns and an average of 9.0 yards per completion.
- ▶ Combine the two and the Mountaineers have turned in 1,999 yards of total offense, 19 touchdowns, an average of 6.2 yards per play, and an average of 38.5 points per game.
- ▶ Deeper analysis shows that the Mountaineer offense has gained 44 first downs by the run and 51 via the pass. On average, West Virginia has totaled 214.2 yards per game on the ground, 285.5 yards per game passing and 499.8 yards per game of total offense.

### Against Ranked Teams


- ▶ Beginning with a 27-0 loss to Fordham on Oct. 18, 1941, West Virginia has played 144 games against nationally ranked teams. Of those, 41 have been Mountaineer victories.
- ▶ Since 2001, WVU has posted 19 victories over ranked teams.



### Scoring 20 or more in a quarter

- ▶ West Virginia scored 21 points in the first quarter against Maryland, marking the first time in 2015 in which WVU scored at least 20 points in a quarter.
- ▶ WVU has scored 20 or more points in a quarter 49 times since 2001 and has done it in two quarters of a game eight different times.

Game	Year	Points	Quarter
Maryland	2015	21	1st
Texas A&M	2014	20	1st
Iowa State	2014	20	2nd
Towson	2014	21	2nd
Baylor	2013	21	4th
Georgia State	2013	21	4th
Kansas	2012	21	2nd
TCU	2012	21	2nd
Baylor	2012	21	3rd
Baylor	2012	21	2nd
James Madison	2012	21	1st
Marshall	2012	21	3rd
Marshall	2012	21	2nd
vs. Clemson	2011	35	2nd
Connecticut	2011	23	3rd
Bowling Green	2011	21	2nd
Norfolk State	2011	28	3rd
UNLV	2010	21	1st
Auburn	2009	21	1st
North Carolina	2008	21	1st
Louisville	2008	21	3rd
UConn	2008	21	3rd
UConn	2007	21	4th
UConn	2007	21	3rd
Miss. State	2007	28	1st
at Marshall	2007	21	3rd
at Marshall	2007	21	4th
W. Michigan	2007	21	3rd
vs. Ga. Tech	2006	21	3rd
Cincinnati	2006	21	2nd
Cincinnati	2006	21	3rd
Syracuse	2006	21	3rd
at Miss. State	2006	21	4th
Maryland	2006	21	1st
vs. Georgia	2005	21	1st
Pitt	2005	21	4th
UConn	2005	21	2nd
at Maryland	2005	24	4th
James Madison	2004	21	2nd
East Carolina	2004	28	2nd
Temple	2003	21	1st
at East Carolina	2003	20	2nd
at East Carolina	2003	21	3rd
at Temple	2002	21	1st
UT-Chattanooga	2002	21	2nd
UT-Chattanooga	2002	21	4th
Rutgers	2001	28	1st
Rutgers	2001	31	2nd
Kent State	2001	21	3rd



RushelSHELL

SheltonGIBSON

### West Virginia OFFENSE

- ▶ WVU's offensive roster includes 14 true freshmen, 13 redshirt freshmen, eight redshirt sophomores, three juniors, eight redshirt juniors, one senior and five redshirt seniors
- ▶ Offensively, 17 players were used at Oklahoma, including one quarterback, seven offensive linemen, three running backs, five receivers and one tight end
- ▶ Two players saw action on 90 or more plays at Oklahoma, four with 80 or more plays, seven with 60 or more plays
- ▶ Four offensive players made their first starts against Georgia Southern: Yodny Cajuste (OL), Kyle Bosch (OL), Jovon Durante (WR) and Shelton Gibson (WR), Devonte Mathis (WR) saw his first start against Maryland and Elijah Wellman his first at Oklahoma.
- ▶ Two true freshmen saw time in their first game in a WVU uniform in 2015: Jovon Durante (WR), Gary Jennings (WR)
- ▶ Five redshirt freshman saw their first offensive action: Yodny Cajuste (OL), Amanii Brown (OL), Jonathan Haynes (OL), Marcell Lazard (OL) and Donte Thomas-Williams (RB)
- ▶ In the Holgorsen era, WVU has thrown for 300 or more yards 31 times, 400 or more 10 times and 500 or more twice
- ▶ The top games for amount of plays during the Holgorsen era:
  1. 108 - Maryland (2014)
  2. **96 - Maryland (2015)**
  - 96 - Towson (2014)
  - 94 - Texas Tech (2014)
  - 91 - Texas Tech (2012)
  - 91 - Oklahoma State (2012)
  - 90 - Texas (2014)
  - 90 - Oklahoma State (2013)
  - 90 - TCU (2012)
- ▶ The top games for total first downs in school history:
  1. **37 - Maryland (2015)**
  - 36 - Washington & Lee (1923)
  - 35 - Syracuse (1993)
  - 34 - Colorado State (1980)
  - 33 - Maryland (2014)
  - 33 - Towson (2014)
  - 33 - Baylor (2014)
  - 33 - Baylor (2012)

- ▶ The 15 rushing first downs against Maryland are the most since putting up 15 against Bowling Green in 2011 and 19 against Cincinnati in 2010
- ▶ The 16 passing first downs against Maryland are the most since 18 at Maryland in 2014
- ▶ The eight first downs by penalty were the most since having 10 against Baylor in 2014
- ▶ WVU is No. 12 nationally in team passing efficiency, No. 18 in total offense, No. 22 in scoring offense, No. 25 in passing offense No. 26 in third down percentage and No. 29 in passing yards per completion
- ▶ When WVU has passed for 250 or more yards over the past 10 years, its record is 29-18 and 50-29 when passing for 200 or more yards.

#### 300 or More Yards Passing (Last 10 years)

656	<b>Baylor (2012)</b>	70-63/W
511	<b>Maryland (2014)</b>	40-37/W
469	<b>Connecticut (2011)</b>	43-16/W
463	<b>LSU (2011)</b>	21-47/L
448	<b>James Madison (2012)</b>	42-12/W
431	<b>Norfolk State (2011)</b>	55-12/W
410	<b>Louisville (2011)</b>	35-28/L
407	<b>Kansas (2012)</b>	59-10/W
407	<b>Clemson (2011)</b>	70-33/W
401	<b>Oklahoma State (2012)</b>	55-34/L
388	<b>at Maryland (2011)</b>	37-31/W
376	<b>Oklahoma (2014)</b>	45-33/L
372	<b>at Cincinnati (2011)</b>	24-21/W
365	<b>vs. Alabama (2014)</b>	33-23/L
359	<b>Georgia Southern</b>	44-0/W
	<b>Georgia State (2013)</b>	41-7/W
355	<b>Towson (2014)</b>	54-0/W
356	<b>Iowa State (2013)</b>	44-52/L
352	Rutgers (2010)	35-10/W
346	<b>Texas A&amp;M (2014)</b>	45-37/L
338	<b>Maryland (2012)</b>	31-21/W
338	<b>at Syracuse (2011)</b>	49-23/L
334	East Carolina (2009)	35-20/W
332	North Carolina (2008)	31-30/W
323	<b>Marshall (2012)</b>	69-34/W
322	<b>Baylor (2014)</b>	41-27/W
320	<b>Oklahoma (2012)</b>	50-49/L
316	Marshall (2010)	24-21/W (OT)
313	<b>Liberty (2015)</b>	41-17/W
310	<b>Kansas State (2012)</b>	26-20/L
302	<b>Kansas (2014)</b>	33-14/W
302	Auburn (2009)	30-41/L
301	<b>Texas Tech (2014)</b>	37-34/W

Bold = Holgorsen Era





Jordan THOMPSON

Devonte MATHIS

## West Virginia OFFENSE

- ▶ Skyler Howard's 21 completions against Liberty and Maryland matched his career high, first set at Iowa State in 2014
- ▶ Against Maryland, Howard completed 21-of-33 passes, 63.6 percent, marking his third highest completion percentage as the starter
- ▶ Quarterback Skyler Howard threw for a career high 359 yards against Georgia Southern
- ▶ Howard's four touchdown passes against Maryland marked his career high and his seventh straight game with multiple touchdown passes
- ▶ Howard is No. 11 nationally in yards per pass attempt and pass efficiency, No. 15 in touchdown passes, No. 16 in passing yards per completion, No. 24 in total offense, No. 25 in points responsible for and passing yards per game, and No. 35 in completion percentage
- ▶ Howard is No. 3 in the Big 12 in completion percentage, No. 4 in the Big 12 in yards per pass attempt, passing efficiency, No. 5 in passing touchdowns, No. 6 in total offense, passing yards per game and completions per game

- ▶ Howard has completed 13 passes of 20 yards or more, six of more than 40 yards and three of more than 50 yards
- ▶ Howard attempted 179 passes in his WVU career before throwing his first interception against Maryland off of a tipped pass
- ▶ Howard completed two 57-yard passes to Durante and Gibson against Georgia Southern, marking the longest passes he has completed in 2015
- ▶ Howard is WVU's third-leading rusher in 2015 with 101 yards on 44 carries
- ▶ Howard's 50-yard touchdown run at Oklahoma marked his career long, his first career rushing touchdown and WVU's longest run of the season
- ▶ Howard has 15 rushes for five yards or more, five carries of 10 yards or more and two for more than 20 yards
- ▶ William Crest Jr., completed 6-of-6 passes for 50 yards against Liberty and had a season long completion of 23 yards
- ▶ Crest Jr., scored the second rushing touchdown of his career against Georgia Southern

## 2015 Home and Away

Rushing	Att-Yds-Avg	Avg/Gm
Home (3-0)	144-661-4.6	220.3
Away (0-1)	53-196-3.7	196.0
Passing	Comp-Att-Yds-TD-Int	Avg/Gm
Home (3-0)	66-95-969-9-1	323.0
Away (0-1)	17-32-173-1-3	173.0
Total Offense	Rush-Pass-Total	Avg/Gm
Home (3-0)	661-969-1,630	543.3
Away (0-1)	196-173-369	369.0
Rush Defense	Att-Yds-Avg	Avg/Gm
Home (3-0)	114-460-4.0	153.3
Away (0-1)	33-107-3.2	107.0
Pass Defense	Comp-Att-Yds-TD-Int	Avg/Gm
Home (3-0)	37-82-462-2-9	154.0
Away (0-1)	14-25-320-3-1	320.0
Total Defense	Rush-Pass-Total	Avg/Gm
Home (3-0)	460-462-922	307.3
Away (0-1)	107-320-427	427.0

## West Virginia SPECIAL TEAMS

- ▶ John DePalma (LS), Josh Lambert (K) and Nick O'Toole (P) lead the WVU special teams
- ▶ Josh Lambert was a Lou Groza Award finalist in 2014 and holds the NCAA record for most field goals made of 40 yards or more in a season (16)
- ▶ Lambert tied the NCAA season record in 2014 for most contests with multiple field goals made in a game (10) and tied the mark for most with three field goals made in a game (6)
- ▶ Lambert was the No. 2 kicker in the nation in scoring (135) in 2014
- ▶ Lambert had the most field goals made nationally in 2014 (30)
- ▶ Lambert finished No. 1 in the Big 12 and No. 1 nationally in field goals made per game in '14
- ▶ In 2015, Lambert is No. 5 in the conference and No. 67 nationally in field goal percentage
- ▶ Lambert is No. 3 in the Big 12 and No. 20 nationally in field goals made per game (2.00)
- ▶ Lambert is tied for No. 3 in the Big 12 in total field goals made (7)
- ▶ Lambert is tied for No. 3 in Big 12 overall scoring and is tied for No. 2 in Big 12 scoring by kickers (10.0)
- ▶ Lambert has made 54 career field goals and is No. 3 on WVU's all-time list
- ▶ Punter Nick O'Toole ranks No. 2 in the Big 12 and No. 10 nationally in punting (46.3)
- ▶ O'Toole's long punt of the year is 65 yards vs. Georgia Southern
- ▶ O'Toole's best punting average on the season is 49.7 yards vs. Liberty
- ▶ West Virginia ranks No. 6 in the conference and No. 51 nationally in net punting
- ▶ West Virginia ranks No. 3 in the conference and No. 25 nationally in kickoff return defense
- ▶ West Virginia ranks No. 6 in the Big 12 in punt returns
- ▶ WVU's highest national ranking in special teams is No. 25 in kickoff return defense
- ▶ Highest Big 12 ranking is No. 3 in kickoff return defense
- ▶ WVU special teams converted a 4th-and-12 for a first down against Maryland, when punter Nick O'Toole rushed for 13 yards on a fake punt
- ▶ KJ Dillion, Shelton Gibson, Karl Joseph, Jovon Durante and Gary Jennings have recorded . returns so far in 2015. Long is Durante's 36-yard kickoff return at Oklahoma

## NCAA All-Time Leaders By Victories

Team	Years	Games	Record	Pct.
1. Michigan	136	1,282	918-328-36	.730
2. Notre Dame	127	1,233	882-309-42	.732
3. Texas	123	1,261	880-348-33	.711
4. Ohio State	126	1,248	875-319-53	.722
5. Nebraska	127	1,275	873-362-40	.700
6. Oklahoma	122	1,220	851-316-53	.719
Penn State	130	1,268	851-376-41	.687
Alabama	121	1,218	851-324-43	.716
9. Tennessee	119	1,231	811-366-53	.680
10. USC	124	1,187	805-327-54	.700
11. Georgia	123	1,243	779-411-54	.648
12. LSU	123	1,209	763-400-47	.651
13. Auburn	124	1,203	734-423-47	.630
<b>14. West Virginia</b>	<b>123</b>	<b>1,242</b>	<b>722-476-45</b>	<b>.599</b>
15. Syracuse	127	1,269	709-512-49	.578



### On Network Television

- ▶ The ESPN2 telecast of the WVU-Oklahoma State game marks the 216th network television game for West Virginia. All-time WVU is 108-106-1 in nationally televised games.

### Most Total Wins Over The Last 13 Years (2003-15)

Rk.	School	Wins
1.	Boise State	141
2.	Oklahoma	129
3.	LSU	128
4.	USC	125
5.	Oregon	122
6.	Ohio State	121
	TCU	121
8.	Georgia	119
9.	Wisconsin	118
10.	Virginia Tech	116
11.	Texas	114
	Florida	114
13.	Auburn	111
14.	Utah	109
15.	Clemson	108
	Missouri	108
<b>17.</b>	<b>West Virginia</b>	<b>107</b>
	Northern Illinois	107
19.	Nebraska	106
	BYU	106

### Best Winning Percentage Away From Home (Road or Neutral) Over The Last 13 Years (2003-15)

Rk.	School	W-L	Winning %
1.	USC	63-18	.777
2.	Boise State	61-20	.753
3.	Texas	58-21	.734
4.	Ohio State	44-16	.733
5.	TCU	57-22	.722
6.	LSU	53-22	.710
7.	Oregon	53-26	.671
8.	Oklahoma	51-26	.662
9.	Georgia	53-28	.654
10.	Florida	48-30	.615
11.	Navy	51-33	.607
12.	Virginia Tech	49-33	.598
<b>13.</b>	<b>West Virginia</b>	<b>43-30</b>	<b>.589</b>
14.	Auburn	36-30	.545
15.	Boston College	39-37	.513

### Best Home Winning Percentage Over The Last 13 Years (2003-15)

Rk.	School	W-L	Winning %
1.	Boise State	77-3	.963
2.	Ohio State	81-8	.910
3.	Oklahoma	71-8	.899
4.	LSU	77-11	.875
5.	Wisconsin	75-11	.872
6.	Georgia	61-12	.836
7.	TCU	65-13	.833
8.	USC	64-13	.831
9.	Florida	67-17	.798
10.	Virginia Tech	63-16	.797
<b>11.</b>	<b>West Virginia</b>	<b>62-19</b>	<b>.765</b>
12.	Iowa	55-19	.743
13.	Texas	58-21	.734
14.	Troy	44-17	.721
15.	Texas Tech	57-23	.713



Donté THOMAS-WILLIAMS

Marquis LUCAS

### Offensive Notes Continued

- ▶ Wendell Smallwood is averaging a team-high 110.5 yards per game rushing, 6.3 yards per carry and has scored four rushing touchdowns
- ▶ Smallwood finished with 111 yards at OU, his second straight 100-yard rushing performance of the 2015 season and fourth of his career
- ▶ Smallwood finished with a career-best 147 yards and a touchdown against Maryland
- ▶ Smallwood had two rushing touchdowns against Liberty, his first multiple rushing touchdown game
- ▶ Smallwood is ranked No. 2 in the Big 12 in rushing and No. 30 nationally
- ▶ Smallwood is No. 6 in the Big 12 in rushing touchdowns and tied for No. 15 in overall scoring
- ▶ Smallwood ranks No. 5 in the Big 12 in all-purpose yards
- ▶ Rushel Shell's second quarter, five-yard rushing touchdown at Oklahoma was his third of the season and 10th of his career
- ▶ Shell is WVU's second-leading rusher with 218 yards on 54 carries and three touchdowns, averaging 4.0 yards per carry
- ▶ Shell is No. 14 in the Big 12 in rushing yards per carry and No. 13 in rushing yards per game
- ▶ WVU has spread the ball to 11 receivers this season with four of the 10 receivers having 10 or more catches for the four games
- ▶ Gibson is ranked No. 5 nationally in yards per reception, No. 18 in receiving touchdowns and No. 27 in receiving yards per game
- ▶ Gibson has scored a touchdown in three of the four games this season
- ▶ Gibson's 118 receiving yards against Maryland marked WVU's 165th 100-yard receiving game in school history
- ▶ Gibson is second on the team in all-purpose yardage, averaging 104.8 yards per game
- ▶ Gibson leads West Virginia in receiving yards, with 364 on 15 catches, averaging 24.3 yards per catch and four touchdowns
- ▶ Six of Gibson's catches have been for 25 or more yards and four of the 12 have been for touchdowns

- ▶ Gibson had six catches for 118 yards and two touchdowns against Maryland, marking his first multiple touchdown game, his career high in catches and second 100-yard receiving game
- ▶ Gibson is No. 4 in the Big 12 in receiving touchdowns and No. 18 nationally, No. 5 in yards per game and No. 27 nationally, tied for No. 12 in receptions per game and No. 10 in all-purpose yards
- ▶ Gibson's 26-yard touchdown in the third quarter against Georgia Southern marked the first touchdown of his career
- ▶ Freshman Jovon Durante finished with a game-high and season-high seven catches against Liberty
- ▶ Durante is tied with Gibson for most receptions on the team (15). Durante is No. 2 on the team with 226 yards and three touchdowns
- ▶ Durante is No. 6 in the Big 12 in receiving touchdowns, tied for No. 12 in receptions per game, No. 13 in receiving yards per game and No. 24 in yards per reception
- ▶ Durante's 41-yard touchdown reception against Georgia Southern was his first career catch, making him the first player since Dante Campbell (2012) and KJ Myers (2012) to score a touchdown on his first career reception
- ▶ Receivers Jovon Durante and Shelton Gibson finished with 121 and 130 yards against Georgia Southern, respectively, marking the 21st time WVU has had double 100-yard receivers in a game
- ▶ That game for Durante and Gibson marked the first time in WVU history that two players finished with 100 or more receiving yards in their first career starts in the same game
- ▶ Daikiel Shorts and Smallwood are tied for third on the team with 13 receptions. Shorts is third on the team in receiving yards with 200 and has a touchdown
- ▶ Orlosky is on the watch lists for the Rimington Trophy, the top center in the nation and the Outland Trophy, the nation's best lineman
- ▶ Howard is on the watch list for the Earl Campbell/Tyler Rose Award, signifying the top offensive player from the state of Texas or playing at a school in the state of Texas





ShaqPETTEWAY

EricKINSEY

## West Virginia DEFENSE

- ▶ WVU used 17 defensive players at OU; 29 against Maryland, 28 against Georgia Southern and 19 against Liberty
- ▶ Four players saw action on 60 or more plays at Oklahoma and 10 with 50 or more plays
- ▶ Six defensive players saw their first action at WVU in 2015; Rasul Douglas (CB), Jaleel Fields (DL), Larry Jefferson (DL), CJ Maduewesi (DL), Khairi Shariff (CB) and Shane Commodore (S)
- ▶ WVU leads the nation in fourth down defense (0/8), No. 2 in interceptions (10) and No. 5 in red zone defense.
- ▶ WVU is No. 13 nationally in third down defense, holding its opponents to 26.4 percent (14/53) for the 2015 season
- ▶ Starting the Baylor game on Oct. 18, 2014 WVU defensive numbers: 17.8 points per game, 152.5 rushing yards, 227.8 passing yards, 380.3 total yards, 47/164 (28.7) on third down defense, 5/25 (20.8) on fourth down defense and 5.1 three-and outs per game
- ▶ WVU is No. 5 nationally in turnovers gained (13), one shy of the total amount of turnovers gained during the entire 2014 season and No. 11 in turnover margin
- ▶ WVU ranks No. 5 in first down defense, No. 21 in scoring defense, No. 24 in tackles for loss, and pass efficiency defense, No. 26 in rushing defense and No. 39 in total defense
- ▶ WVU has held its opponent to under 300 yards passing three times in 2015 and 11 times in the past 17 games
- ▶ After giving up 301 rushing yards to OU in 2014, the WVU defense held the Sooners to 107 rushing yards in 2015, second lowest
- ▶ Liberty was held to 92 yards rushing, the fifth time over the past two years that WVU has held its opponent under 100 yards rushing
- ▶ West Virginia held Oklahoma to 18.1 percent on its third down attempts (2/11), keeping all four of its 2015 opponents under 32 percent
- ▶ During the past two seasons, WVU has held its opponent to under 35 percent on third down 15 times and under 30 percent 10 times
- ▶ The WVU defense held Georgia Southern to only two pass completions
- ▶ The WVU defense forced Georgia Southern into three-and-outs on seven of 13 drives and Maryland on eight of 15 drives.
- ▶ For the season, WVU is tied for No. 10 nationally for the most times forcing its opponent to three-and-out (5.8)
- ▶ The WVU defense is only giving up 16.8 points per game, 15.3 first downs per game, 141.8 rushing yards per game, 195.5 passing yards and 337.2 total yards
- ▶ West Virginia had a season high nine tackles for loss against Maryland
- ▶ The defense held the Eagles to 29 passing yards, the fifth fewest passing yards allowed in school history
  1. 0 - Pitt (1981)
  2. 21 - Ohio (1987)
  3. 24 - Penn State (1980)
  4. 27 - Rutgers (2001)
- ▶ **5. 29 - Georgia Southern (2015)**
- ▶ WVU has held its opponent to under 400 yards of total offense eight times in the past two years
- ▶ The 224 yards given up by the defense against Georgia Southern is the fewest total yards given up since holding Kansas to 176 yards in 2014
- ▶ The Mountaineers tied a school record, finishing with five interceptions against Maryland. WVU last had five INTs in a 28-20 win at Cincinnati in 1990.
- ▶ That also marked the fifth time in school history that WVU had five interceptions in a game
- ▶ Nick Kwiatkoski leads WVU with 29 tackles and 4.5 tackles for loss
- ▶ Kwiatkoski is tied for No. 13 in the Big 12 in tackles and is No. 19 in tackles for loss
- ▶ Joseph is No. 1 nationally in interceptions (5) No. 23 in passes defended and tied for No. 27 in fumbles recovered (1)
- ▶ Joseph is No. 1 in the Big 12 in interceptions, and passes defended, tied for No. 7 in fumbles recovered and tied for No. 42 in tackles
- ▶ Joseph finished with three interceptions against Georgia Southern, pushing his career total to six. They were his first INTs since 2013. Joseph is the first Mountaineer to nab three interceptions in a game since Vann Washington did so in a 52-16 win over Louisiana Tech on Oct. 29, 2004.

## Comparing the Two (Big 12 Statistics)

	WVU	OSU
Scoring Offense	5	6
Rushing Offense	3	10
Scoring Defense	1	3
Rushing Defense	3	2
Passing Offense	6	5
Total Offense	5	6
Passes Had Intercepted	T6	T6
Pass Defense	3	1
Total Defense	2	1
Kickoff Returns	6	3
Punt Returns	6	10
Net Punting	6	7
Passing Efficiency	5	4
Turnover Margin	1	5
Interceptions	1	2
Pass Eff. Defense	1	4
First Downs	5	4
First Down Defense	1	4
Third Down Conv.	5	4
Opponent Third Down	1	3
Fourth Down Conv.	3	T1
Opponent Fourth Down	1	T7
Sacks By	1	7
Sacks Against	T8	T6
Tackles for Loss	4	1
Tackles for Loss Allowed	10	5
Penalties	8	2
Possession Time	3	6
Punt Return Defense	10	6
Kickoff Return Defense	2	7
Turnovers Gained	1	2
Fumbles Gained	8	1
Red Zone Offense	4	1
Red Zone Defense	1	9

- ▶ Joseph is WVU's second leading tackler with 20 tackles, including 15 solo tackles
- ▶ It also marked the third time in the modern era that a player finished with three interceptions in one quarter (Mike Slater at Kentucky, 1969 - 4th quarter and Jack Eastwood at Miami, 1973 - 4th quarter)
- ▶ The six turnovers forced by WVU against Maryland were the most since the Mountaineers forced eight against Rutgers in 2001
- ▶ Kyle Rose is third on the team in tackles (16) and Shaq Petteway is tied with Dravon Askew-Henry for fourth (15)
- ▶ Petteway leads WVU in sacks (2) and is tied for No. 17 in the Big 12
- ▶ Al-Rasheed Benton made the first start of his career against Liberty and was named the WVU defensive player of the game
- ▶ Benton leads the Mountaineers with four tackles for loss on the season, ranking No. 20 in the Big 12 and is tied for eighth on the team with 12 tackles
- ▶ Dravon Askew-Henry has an interception and assisted on a tackle for loss
- ▶ Askew-Henry's second-quarter interception against Georgia Southern was the third of his career; tying him for No. 7 in the Big 12
- ▶ Daryl Worley and KJ Dillon lead WVU with three pass breakups
- ▶ Dillon had his first interception in 2015 against Maryland
- ▶ Worley and Dillon are tied for No. 5 in the Big 12 in passes defended
- ▶ Terrell Chestnut, KJ Dillon and Noble Nwachukwu, are tied for No. 11 in the Big 12 for forced fumbles



### West Virginia Top Offensive Performances

#### Mountaineer Top Rushing Marks

1.	569	Washington & Lee	November 10, 1923
2.	536	East Carolina	September 28, 2002
3.	517	Connecticut	November 24, 2007
4.	478	East Carolina	September 4, 2004
5.	457	Syracuse	October 14, 2006
6.	458	Oklahoma	November 17, 2012
7.	451	Pitt	November 24, 2005
8.	446	Syracuse	October 30, 1993
	446	Rutgers	November 3, 2001
10.	437	Pitt	November 16, 2006
11.	427	Cincinnati	October 17, 1987
12.	397	East Carolina	September 22, 2007
13.	394	Eastern Washington	September 9, 2006
14.	382	Georgia	January 2, 2006
15.	379	Washington & Lee	November 10, 1923
	379	East Carolina	November 7, 1992
17.	378	Pitt	September 29, 1990
18.	376	West Virginia Wesleyan	October 1, 1938
	376	Louisville	November 22, 2008
20.	370	Cincinnati	October 21, 1989

#### Mountaineer Top Passing Marks

1.	656	Baylor	September 29, 2012
2.	511	Maryland	September 13, 2014
3.	469	UConn	October 8, 2011
4.	463	LSU	September 24, 2011
5.	452	Missouri	December 26, 1998
6.	448	James Madison	September 15, 2012
7.	431	Norfolk State	September 10, 2011
8.	416	Pitt	September 28, 1968
9.	410	Louisville	November 5, 2011

10.	409	Pitt	November 27, 1998
11.	407	Kansas	December 1, 2012
	407	Clemson	January 4, 2012
13.	401	Oklahoma State	November 10, 2012
14.	396	Pitt	October 15, 1994
15.	390	Purdue	September 2, 1995
16.	388	Maryland	September 17, 2011
17.	380	Miami	October 24, 1998
18.	376	Oklahoma	September 20, 2014
19.	372	Cincinnati	November 12, 2011
20.	371	Rutgers	November 9, 1996
21.	365	Boston College	October 5, 1996
	365	Alabama	August 31, 2014

#### Mountaineer Top Total Offense

1.	807	Baylor	September 29, 2012
2.	778	Oklahoma	November 17, 2012
3.	694	Maryland	September 13, 2014
4.	674	Washington & Lee	November 10, 1923
5.	655	Marshall	September 1, 2012
6.	654	Syracuse	October 30, 1993
7.	647	Kansas	December 1, 2012
8.	643	Bowling Green	October 1, 2011
9.	641	Pitt	October 2, 1965
	641	Pitt	November 16, 2006
11.	627	Rutgers	November 3, 2001
12.	624	Connecticut	November 24, 2007
13.	623	Pitt	November 27, 1999
14.	621	East Carolina	September 4, 2004
15.	614	Temple	November 13, 1993
16.	606	Towson	September 6, 2014
17.	604	Georgia State	September 14, 2013

### Charting Mountaineer Players of the Week

Game	O-Champ	D-Champ	ST-Champ	O-Scout	D-Scout	Big 12
Georgia Southern	Skyler Howard	Karl Joseph	Josh Lambert	David Sills	David Long	Karl Joseph
Liberty	Tyler Orlosky	Al Rasheed-Benton	Nick Meadows	Deonte Glover	Adam Shuler	
Maryland	Wendell Smallwood	Terrell Chestnut	Nick O'Toole	D.L. Knock	Antonio Crawford	
at Oklahoma	None	None	None	None	None	
Oklahoma State						
at Baylor						
at TCU						
Texas Tech						
Texas						
at Kansas						
Iowa State						
at Kansas State						

### West Virginia Bests

Rushing Yards	569 vs. Washington & Lee	1923
Passing Yards	656 vs. Baylor	2012
Total Yards	807 vs. Baylor	2012
Total First Downs	37 vs. Maryland	2015
Low Rushing Yards All	30 vs. Florida	1981
Low Passing Yards All	0 vs. Pitt	1981
Low Total Yards Allowed	14 vs. Maryland	1919
Fewest First Downs All	0 vs. Maryland	1919
Longest TD run	96 vs. N. Illinois	1986
Longest Non-TD Run	79 vs. Louisville	2008
Longest TD Reception	96 vs. Penn State	1973
Longest Non-TD Reception	84 vs. Miami	2003
Points (Game)	92 vs. Marshall	1916
Victory Margin	89 vs. Geneva	1951

### West Virginia Bests - 2010 Decade

Rushing Yards	458 vs. Oklahoma	'12
Passing Yards	659 vs. Baylor	'12
Total Yards	807 vs. Baylor	'12
Total First Downs	37 vs. Maryland	'15
First Downs Rushing	19 vs. Cincinnati	'11
First Downs Passing	23 vs. LSU	'11
Low Rushing Yards All	10 vs. Maryland	'10
Low Passing Yards All	29 vs. Ga. Southern	'14
Low Total Yards Allowed	122 vs. Towson	'14
Fewest First Downs All	7 vs. Towson	'14
Fewest 1st Downs Rushing All	0 vs. Kansas St.	'14
Fewest 1st Downs Passing All	2 vs. KU '13, GSU	'15
Longest TD run	80 vs. Rutgers	'11
Longest Non-TD Run	70 vs. Marshall	'12
Longest TD Reception	87 vs. Baylor	'12
Longest Non-TD Reception	75 vs. Okla. St.	'12
Points (Game)	70 vs. Clemson '11, Baylor	'12
Points (Half)	49 vs. Clemson '11 (First Half)	
Points (Qtr)	35 vs. Clemson '11 (Second)	
Victory Margin	54 vs. Towson	'14

### West Virginia Bests - Holgorsen Era

Rushing Yards	458 vs. Oklahoma	'12
Passing Yards	656 vs. Baylor	'12
Total Yards	807 vs. Baylor	'12
Total First Downs	37 vs. Maryland	'15
First Downs Rushing	15 vs. B. Green '11, MD	'15
First Downs Passing	23 vs. LSU	'11
Low Rushing Allowed	1 vs. Kansas State	'14
Low Passing Yards Allowed	29 vs. Ga. Southern	'15
Low Total Yards Allowed	122 vs. Towson	'14
Fewest 1st Downs Allowed	7 vs. Towson	'14
Fewest 1st Downs Rushing All	0 vs. Kansas St.	'14
Fewest 1st Downs Passing All	2 vs. KU '13, GSU	'15
Longest TD run	80 vs. Rutgers	'11
Longest Non-TD Run	70 vs. Marshall	'12
Longest TD Reception	87 vs. Baylor	'12
Longest Non-TD Reception	75 vs. Okla. St.	'12
Points (Game)	70 vs. Clemson '11, Baylor	'12
Points (Half)	49 (First Half) vs. Clemson '11	
Points (Qtr)	35 (Second) vs. Clemson '11	
Victory Margin	54 vs. Towson	'14

### 2015 Big 12 Standings

	Big 12	Pct.	Overall	Pct.
Oklahoma State	2-0	1.000	5-0	1.000
TCU	2-0	1.000	5-0	1.000
Baylor	1-0	1.000	4-0	1.000
Oklahoma	1-0	1.000	4-0	1.000
Iowa State	1-0	1.000	2-2	.500
Kansas State	0-1	.000	3-1	.750
<b>West Virginia</b>	<b>0-1</b>	<b>.000</b>	<b>3-1</b>	<b>.750</b>
Kansas	0-1	.000	0-4	.000
Texas Tech	0-2	.000	3-2	.600
Texas	0-2	.000	1-4	.200





Karl JOSEPH

Terrell CHESTNUT

## Special Teams/Defensive Touchdowns Since 2000

- 2014**  
 KJ Dillon 35 interception return vs. Texas A&M  
 Terrell Chestnut 35 fumble recovery vs. TCU  
 Dravon Henry 52 interception return at Oklahoma State  
 Mario Alford 94 kickoff return vs. Kansas  
 Mario Alford 100 kickoff return vs. Alabama
- 2013**  
 Karl Joseph 38 fumble return vs. Iowa State  
 Karl Joseph 0 fumble return at Baylor  
 Darwin Cook 32 interception return at Baylor  
 Ishmael Banks 58 interception return vs. Oklahoma State
- 2012**  
 Tavon Austin 76 punt return vs. TCU  
 Tavon Austin 100 kickoff return vs. Kansas State  
 Doug Rigg 51 fumble return vs. Maryland  
 Isaiah Bruce 43 fumble return vs. Marshall
- 2011**  
 Darwin Cook 99 fumble return vs. Clemson  
 Pat Miller 52 interception return at USF  
 Tavon Austin 90 kickoff return at USF  
 Julian Miller 0 fumble recovery at Cincinnati  
 Terence Garvin 37 interception return at Maryland  
 Tavon Austin 100 kickoff return vs. Marshall
- 2009**  
 Sidney Glover 24 interception return at Rutgers  
 Tavon Austin 98 kickoff return vs. UConn
- 2008**  
 Mortty Ivy 29 interception return vs. Villanova
- 2007**  
 Reed Williams 0 fumble recovery vs. UConn  
 Eric Wicks 44 fumble return vs. Louisville  
 Keilen Dykes 19 interception return vs. Syracuse
- 2006**  
 Vaughn Rivers 50 punt return vs. Mississippi State  
 Darius Reynaud 96 kickoff return vs. Maryland
- 2005**  
 Jamille Addae 40 interception return vs. Pitt  
 Thandi Smith 1 punt return vs. Rutgers  
 Antonio Lewis 77 punt return vs. East Carolina  
 Eric Wicks 31 interception return vs. Syracuse
- 2004**  
 Mike Lorello 21 interception return vs. Connecticut  
 Eric Wicks 34 interception return vs. Virginia Tech  
 Adam Lehnortt 21 fumble return vs. James Madison  
 Adam Jones 76 punt return vs. East Carolina
- 2003**  
 Lance Frazier 64 punt return vs. Temple  
 Adam Jones 47 fumble return vs. Temple  
 Adam Jones 49 interception return vs. Boston College  
 Adam Jones 87 kickoff return vs. BC  
 Joe Hunter 0 punt return vs. UCF
- 2002**  
 Arthur Harrison 0 fumble recovery vs. East Carolina  
 Angel Estrada 43 interception return vs. Rutgers
- 2001**  
 Shawn Terry 100 kickoff return vs. Maryland  
 Shawn Hackett 10 fumble return vs. Rutgers  
 Shawn Hackett 50 interception return vs. Rutgers
- 2000**  
 Grant Wiley 22 interception return vs. Boston College  
 Shawn Hackett 41 interception return vs. Boston College  
 Grant Wiley 15 interception return vs. Idaho  
 Ben Meighan 36 fumble return vs. VT  
 Shawn Terry 100 kickoff return vs. Syracuse  
 Bryant 49 interception return vs. Rutgers  
 Jason Davis 0 fumble return vs. East Carolina  
 Shawn Terry 89 kickoff return vs. Pitt  
 Lance Frazier 32 interception return vs. Pitt  
 Shawn Terry 99 kickoff return vs. Ole Miss

### Stripe The Stadium

- ▶ Fans sitting in even-numbered sections (Sec. 102, 104, 202, 204 etc.), Touchdown Terrace, and WVU students seated in the upper level student sections are encouraged to wear Gold to the Homecoming game.
- ▶ Conversely, fans sitting in odd-numbered sections (Sec. 101, 103, 201, 203, etc.) and WVU students seated in the lower level student sections are encouraged to wear Blue to the game.
- ▶ To see a 'Stripe the Stadium' map, visit: [www.WVU-sports.com/StripeTheStadium](http://www.WVU-sports.com/StripeTheStadium)

## Pronunciation Guide

### LAST NAMES

Arndt (Darren/Justin).....	like Yarn-dt
Cajuste (Yodny).....	ka-JUST
Chugunov (Chris).....	chug-uh-nov
DePalma (John).....	da-Palm-uh
Durante (Jovon).....	duh-rant
Funderburke (DaeJuan).....	like Thunder-burk
Gross (Marvin).....	Grose
Kwiatkoski (Nick).....	quit - Cowski
Kyeremeh (Nana).....	Ky-rum
Lazard (Marcell).....	Lah-zard
Levine (Scott).....	La-Veen
Maduewesi (CJ).....	mad-do-a-wessy
Matteo (Tony).....	muh-TAY-O
Nwachukwu (Noble).....	wah-Chew-coo
Orlosky (Tyler).....	or-Losk-E
Pegues (Xavier).....	pah-Geese
Petteway (Shaq).....	Pet-a-way
Rumph (Rick).....	rumf
Seider (Ja'Shaun).....	Sy-der
Sharif (Khairi).....	share-EEF

### FIRST NAMES

Amanii (Brown).....	ah-mon-E
Daikiel (Shorts).....	da-Keel
DaJuan (Funderburke).....	Dah-juan
Deamonte (Lindsay).....	Dee-a-monty
Dontae (Angus).....	Don-tay
Dravon (Henry).....	Dray-vaughn
Hodari (Christian).....	hoe-Darr-E
Jaleel (Fields).....	jah-leel
Ja'Shaun (Seider).....	Ja-Shaun
Jovon (Durante).....	Joe-vaughn
Ka'Raun (White).....	Cah-Ron
Khairi (Shariff).....	ka-harr-E
Rasul (Douglas).....	Ra-sewell
Rushel (Shell).....	rush-ell
Tyrek (Cole).....	tie-Reek
Wendell (Smallwood).....	when-Dell
Xavier (Pegues).....	X-zay-vee-err

### Online Pronunciation Guide

- ▶ A pronunciation guide provided by [TheNameEngine.com](http://TheNameEngine.com) also can be found at [WVUsports.com](http://WVUsports.com) on the football roster page. To hear a pronunciation of these names, click on the ear icon beside the name and a correct pronunciation will be provided.

## NFL Mountaineers

- ▶ There are 19 former Mountaineers on NFL rosters in 2015, playing for 12 different teams.



Shaq Riddick	Arizona Cardinals
Ryan Mundy	Chicago Bears
Kevin White	Chicago Bears
Mario Alford	Cincinnati Bengals
Will Clarke	Cincinnati Bengals
Adam Jones	Cincinnati Bengals
Don Barclay	Green Bay Packers
Pat McAfee	Indianapolis Colts
J.T. Thomas	New York Giants
Geno Smith	New York Jets
Terence Garvin	Pittsburgh Steelers
Will Johnson	Pittsburgh Steelers
Mark Glowinski	Seattle Seahawks
Bruce Irvin	Seattle Seahawks
Tavon Austin	St. Louis Rams
Stedman Bailey	St. Louis Rams
Charles Sims	Tampa Bay Buccaneers
Keith Tandy	Tampa Bay Buccaneers
Quinton Spain	Tennessee Titans



## Mountaineer 250-Yard Passing Games



Skyler HOWARD

A/C/Yds	Name	Opponent	Date
45/51/656	Geno Smith	Baylor	9/29/2012
37/49/511	Clint Trickett	Maryland	9/13/2014
38/65/463	Geno Smith	LSU	9/24/2011
27/45/450	Geno Smith	Connecticut	10/8/2011
34/50/429	Marc Bulger	Missouri	12/26/98
27/37/416	Mike Sherwood	Pitt	9/28/68
34/39/411	Geno Smith	James Madison	9/15/2012
31/44/410	Geno Smith	Louisville	11/5/2011
26/37/409	Marc Bulger	Pitt	11/27/98
23/24/407	Geno Smith	Kansas	12/1/2012
32/43/407	Geno Smith	Clemson	1/4/2012
16/39/396	Chad Johnston	Pitt	10/15/94
22/35/390	Chad Johnston	Purdue	9/2/95
36/49/388	Geno Smith	Maryland	9/17/2011
32/43/380	Marc Bulger	Miami	10/24/98
25/41/376	Clint Trickett	Oklahoma	9/20/2014
29/43/372	Geno Smith	Cincinnati	11/12/2011
20/34/371	Geno Smith	Norfolk State	9/10/2011
29/45/365	Clint Trickett	Alabama	8/30/2014
36/54/364	Geno Smith	Oklahoma State	11/10/2012
34/48/360	Oliver Luck	Syracuse	11/21/81
<b>16/25/359</b>	<b>Skyler Howard</b>	<b>Georgia Southern</b>	<b>9/5/2015</b>
25/41/359	Ford Childress	Georgia State	9/14/2013
21/37/356	Clint Trickett	Iowa State	11/30/2012
24/36/354	Marc Bulger	Navy	10/3/98
18/31/354	Chad Johnston	Boston College	10/5/96
23/28/352	Geno Smith	Rutgers	12/4/2010
25/40/353	Marc Bulger	Georgia Tech	12/29/97
35/40/348	Clint Trickett	Towson	9/6/2014

A/C/Yds	Name	Opponent	Date
26/43/348	Marc Bulger	Pitt	11/28/97
20/45/346	Skyler Howard	Texas A&M	12/29/2014
32/48/346	Marc Bulger	Miami	10/30/99
21/37/341	Bernie Galiffa	Penn State	10/28/72
30/43/338	Geno Smith	Maryland	9/22/2012
24/41/338	Geno Smith	Syracuse	10/21/2011
24/31/334	Jarrett Brown	East Carolina	9/12/2009
16/21/334	Chad Johnston	Rutgers	11/4/95
32/26/332	Pat White	North Carolina	12/27/2008
30/20/331	Marc Bulger	Pitt	11/27/99
32/36/323	Geno Smith	Marshall	9/1/2012
23/35/322	Clint Trickett	Baylor	10/18/2014
17/37/321	Jeff Hostetler	Oklahoma	9/11/82
20/35/320	Geno Smith	Oklahoma	11/17/2012
18/28/320	Allen McCune	Pitt	10/2/65
15/21/318	Brad Lewis	Mississippi	12/28/2000
32/45/316	Geno Smith	Marshall	9/10/2010
20/25/314	Oliver Luck	Temple	11/8/80
18/37/314	Bernie Galiffa	Pitt	11/4/72
20/28/312	Marc Bulger	Boston College	11/21/98
24/50/309	Clint Trickett	Oklahoma State	9/28/2013
21/34/309	Dan Kendra	Villanova	10/29/77
23/41/308	Darren Studstill	Miami, Fla.	10/31/92
20/33/306	Mike Sherwood	East Carolina	11/7/70
20/35/302	Clint Trickett	Kansas	10/4/2014
28/44/301	Clint Trickett	Texas Tech	10/11/2014
13/19/298	Bernie Galiffa	Virginia	9/23/72
15/21/297	Major Harris	Boston College	10/22/88
15/18/296	Allen McCune	William & Mary	9/25/65
<b>21/33/294</b>	<b>Skyler Howard</b>	<b>Maryland</b>	<b>9/26/2015</b>
20/25/293	Marc Bulger	Maryland	9/19/98
28/45/293	Dan Kendra	Syracuse	11/25/75
17/25/291	Chad Johnston	Missouri	10/1/94
12/20/290	Brad Lewis	East Carolina	11/18/2000
27/34/286	Brad Lewis	Kent State	9/22/2001
21/40/285	Skyler Howard	Iowa State	11/29/2014
19/37/285	Jeff Hostetler	Maryland	9/18/82
17/31/281	Bernie Galiffa	Syracuse	11/20/71
16/30/280	Kevin White	TCU	12/31/84
31/52/279	Brad Lewis	Maryland	9/29/2001
17/28/279	Jeff Hostetler	Rutgers	11/12/83
30/56/278	Geno Smith	Texas Tech	10/13/2012
17/28/274	Darren Studstill	Temple	11/13/93
18/29/273	Jeff Hostetler	Penn State	10/22/83
14/25/271	Rasheed Marshall	Syracuse	11/22/2003
15/19/270	Jake Kelchner	Maryland	9/13/93
12/20/269	Oliver Luck	Colorado State	9/13/80
25/35/268	Geno Smith	Texas	10/6/2012
19/29/268	Geno Smith	Maryland	9/18/2010
25/41/267	Clint Trickett	TCU	11/2/2013
11/18/267	Bernie Galiffa	Syracuse	11/18/72
29/16/266	Marc Bulger	Temple	10/23/99
17/27/265	Oliver Luck	Virginia Tech	10/17/81
<b>21/26/263</b>	<b>Skyler Howard</b>	<b>Liberty</b>	<b>9/12/2015</b>
32/54/260	Geno Smith	TCU	11/3/2012
16/32/259	Paul Millard	Texas	11/9/2013
13/28/257	Scott McBrien	Pitt	11/24/2000
15/31/257	Marc Bulger	Syracuse	11/7/98
14/20/257	Marc Bulger	Temple	10/10/98
21/32/257	Oliver Luck	East Carolina	10/31/81
17/35/256	Dan Kendra	Boston College	10/16/76
27/43/254	Clint Trickett	Texas Tech	10/19/2013
19/30/254	Richard Longfellow	Boston U.	10/11/58
21/36/253	Marc Bulger	Tulsa	9/26/98
13/31/252	Scott McBrien	Notre Dame	10/21/2000
12/23/250	Major Harris	Pitt	9/30/89
19/37/250	Jeff Hostetler	Penn State	10/23/82



## Mountaineer 100-Yard Receivers

Name	Yards/Catches	Team/Year	Name	Yards/Catches	Team/Year
Stedman Bailey	303/13	Baylor/2012	Tavon Austin	123/12	Clemson/2012
Stedman Bailey	225/14	Oklahoma State/2012	Chris Henry	123/5	UCF/2003
Kevin White	215/13	Maryland/2014	Zach Abraham	122/3	Temple/1994
Mario Alford	215/8	Iowa State/2013	Tavon Austin	122/11	Maryland/2011
Tavon Austin	215/14	Baylor/2012	<b>Jovon Durante</b>	<b>121/3</b>	<b>Georgia Southern/2015</b>
Chris Henry	209/6	Syracuse/2003	Stedman Bailey	121/8	Syracuse/2012
Pat Greene	205/12	Pitt/1997	Tavon Austin	121/6	Rutgers/2010
Stedman Bailey	205/13	Oklahoma/2012	Ross Herron	121/7	Western Reserve/1950
Rahsaan Vanterpool	205/9	Pitt/1994	Chris Henry	119/4	Rutgers/2004
David Saunders	191/8	Boston College/1996	<b>Shelton Gibson</b>	<b>118/6</b>	<b>Maryland/2015</b>
Calvin Phillips	190/5	Cal-Fullerton/1988	Stedman Bailey	118/8	Louisville/2011
Oscar Patrick	190/10	Penn State/1968	Chris Henry	118/8	Boston College/2004
Shawn Foreman	189/11	Missouri/1998	Bob Dunlevy	118/4	Syracuse/1965
Tavon Austin	187/11	LSU/2011	Travis Garvin	117/3	Virginia Tech/2003
Zach Abraham	180/6	Pitt/1994	Phil Braxton	117/3	Pitt/2000
Tavon Austin	179/13	Maryland/2012	Antonio Brown	116/8	Kent State/2001
Antonio Brown	179/6	East Carolina/2000	Stedman Bailey	115/8	LSU/2011
Stedman Bailey	178/7	Connecticut/2011	Jock Sanders	115/12	Auburn/2009
David Saunders	178/11	Rutgers/1996	Shawn Foreman	115/5	Pitt/1998
Chris Henry	176/4	Rutgers/2003	Rahsaan Vanterpool	115/10	Ball State/1994
Kevin White	173/10	Oklahoma/2014	Steve Lewis	115/5	California/1978
Stedman Bailey	173/13	James Madison/2012	Danny Buggs	115/5	Pitt/1972
Mike Baker	172/8	Rutgers/1993	Tom Yeater	115/3	Oregon State/1962
Shawn Foreman	164/6	Rutgers/1996	J.D. Woods	114/13	Baylor/2012
Stedman Bailey	159/11	Kansas/2012	Calvin Phillips	114/4	Penn State/1988
Antonio Brown	156/6	Ole Miss/2000	Tavon Austin	113/11	James Madison/2012
Shawn Foreman	158/9	Miami/1998	Stedman Bailey	113/8	Maryland/2011
Khori Ivy	155/7	Temple/2000	Khori Ivy	113/6	Pitt/1998
Shawn Foreman	153/10	Boston College/1997	David Saunders	113/7	Syracuse/1996
Rahsaan Vanterpool	152/9	Boston College/1996	John Talley	113/4	Syracuse/1987
Willie Drewrey	152/6	TCU/1984	Oscar Patrick	113/7	Virginia Tech/1968
Gary Mullen	152/7	Virginia/1984	Oscar Patrick	113/5	Penn State/1967
Danny Buggs	151/6	Illinois/1973	Stedman Bailey	112/4	Bowling Green/2011
Lovett Purnell	149/8	Purdue/1995	Steve Lewis	112/7	Colorado State/1978
David Saunders	149/8	Rutgers/1995	Rahsaan Vanterpool	111/3	Louisiana Tech/1994
Rich Hollins	148/6	Virginia Tech/1981	Ed Hill	111/4	Temple/1993
Rich Hollins	148/8	Maryland/1981	Danny Buggs	111/4	Boston College/1973
Reggie Rembert	145/5	Pitt/1989	Oscar Patrick	111/7	Villanova/1968
Kevin White	143/9	Alabama/2014	Tavon Austin	111/4	Kansas/2012
Khori Ivy	142/9	Miami/1999	Darius Reynaud	110/5	East Carolina/2006
Cedric Thomas	142/7	Temple/1980	David Saunders	110/6	Syracuse/1998
Darrell Miller	141/8	Virginia/1981	Shawn Foreman	110/12	Georgia Tech/1997
Danny Buggs	140/6	William & Mary/1972	Rahsaan Vanterpool	110/8	Purdue/1996
Jerry Porter	139/3	Pitt/1999	Scott MacDonald	110/5	N.C. State/1975
Bob Dunlevy	139/5	William & Mary/1965	Jordan Thompson	109/6	Texas Tech/2014
Milt Clegg	139/8	Syracuse/1964	Devon Brown	109/4	Norfolk State/2011
Jim Braxton	138/5	East Carolina/1970	Jay Kearney	109/5	Penn State/1992
Terry Fairbanks	138/4	Boston U./1958	Rich Hollins	109/4	Maryland/1983
Mario Alford	136/7	Oklahoma State/2014	Oscar Patrick	109/5	Richmond/1968
Rahsaan Vanterpool	135/6	Temple/1995	Oscar Patrick	109/5	Villanova/1967
James Jett	135/5	Cincinnati/1990	Phil Braxton	108/2	Pitt/2002
Darius Reynaud	134/9	Marshall/2007	Phil Braxton	108/4	Virginia/2002
Lovett Purnell	134/3	Rutgers/1995	Antonio Brown	108/10	Maryland/2001
Reggie Rembert	134/5	Ball State/1989	Zach Abraham	107/7	South Carolina/1994
Kevin White	132/16	Texas/2014	Tavon Austin	106/7	Maryland/2010
Kevin White	132/8	Baylor/2014	Miquelle Henderson	106/5	Wisconsin/2002
Kevin White	132/6	Kansas/2014	Jay Kearney	106/4	Rutgers/1993
Chris Henry	132/5	Boston College/2003	Jay Kearney	106/5	Boston College/1993
Marshall Mills	132/7	Virginia/1972	Harvey Smith	106/4	Syracuse/1985
Mario Alford	131/11	Maryland/2014	Charles Becca	106/3	Temple/1948
Ivan McCartney	131/6	Connecticut/2011	Miquelle Henderson	105/8	Cincinnati/2002
<b>Shelton Gibson</b>	<b>130/3</b>	<b>Georgia Southern/2015</b>	Anthony Becht	105/5	East Carolina/1999
Kevin White	130/7	Baylor/2013	David Saunders	105/8	East Carolina/1996
Stedman Bailey	130/7	Syracuse/2011	Randy Swinson	105/7	Penn State/1977
Steve Slaton	130/6	Pitt/2006	Stedman Bailey	104/9	Marshall/2012
David Saunders	130/9	North Carolina/1996	Stedman Bailey	104/6	Cincinnati/2011
David Saunders	130/6	Purdue/1995	Jay Kearney	104/3	Maryland/1993
Ed Hill	130/9	Miami/1992	Reggie Rembert	104/5	Syracuse/1989
Cedric Thomas	130/7	Villanova/1977	John Talley	104/7	Syracuse/1986
Kevin White	129/7	Texas A&M/2014	Danny Buggs	103/8	Temple/1974
Greg Dykes	128/5	South Carolina/1989	Tavon Austin	102/10	Texas/2012
Tavon Austin	126/9	Cincinnati/2011	James Jett	102/5	Maryland/1990
Shawn Foreman	126/7	East Carolina/1997	Tavon Austin	102/10	Pitt/2011
Mike Baker	126/8	Maryland/1993	Mario Alford	101/7	Oklahoma/2014
Danny Buggs	126/7	Penn State/1972	Kevin White	101/10	Towson/2014
Bill Marker	126/5	Penn State/1953	Ivan McCartney	101/8	Maryland/2011
Jay Kearney	125/3	Missouri/1993	David Saunders	101/5	Temple/1998
Cedric Thomas	125/3	Colorado State/1980	James Jett	101/3	Louisiana Tech/1992
Nate Stephens	125/5	William & Mary/1971	Tavon Austin	101/11	TCU/2012
Jerry Porter	124/4	Georgia Tech/1997	Rich Hollins	101/3	Oklahoma/1982
Kevin White	123/13	Texas Tech/2014	Steve Lewis	101/5	Boston College/1976
			Richard Rader	101/3	Pitt/1965
			Darrell Miller	100/5	Florida State/1982
			Brad Starks	100/4	UNLV/2010



# West Virginia Depth Chart

## Career Games Played/Starts

	GP/GS	2015	2014	2013	2012
Cody Clay, r-Sr., TE/FB/WR	42/23	4/1	13/7	12/9	13/6
Karl Joseph, Sr., S	42/42	4/4	13/13	12/12	13/13
^Shaq Petteway, r-Sr., S/LB	42/5	4/4	13/1	0/0	13/0
Kyle Rose, r-Sr., DL	42/24	4/4	13/13	12/6	13/1
John DePalma, Sr., LS	41/0	3/0	13/0	12/0	13/0
Isaiah Bruce, r-Sr., LB	41/20	4/0	13/1	11/7	13/12
Jordan Thompson, Sr., WR	40/15	4/2	13/9	10/2	13/2
KJ Dillon, Sr., S	39/20	4/4	13/12	9/4	13/0
Nick Kwiatkowski, r-Sr., LB	39/28	4/4	13/13	10/10	12/1
KJ Myers, r-Sr., WR	37/2	4/0	12/0	12/2	9/0
Eric Kinsey, Sr., DL	36/4	4/0	9/0	10/3	13/1
*Jared Barber, r-Sr., LB	35/16	3/3	0/0	10/7	10/4
Rick Rumph, Sr., CB	35/0	4/0	13/0	9/0	9/0
Terrell Chestnut, r-Sr., CB	32/19	4/4	12/12	10/0	6/3
Christian Brown, r-Jr., DL	31/5	4/4	12/1	4/0	11/0
Jarrod Harper, r-Jr. S	29/0	4/0	13/0	12/0	--
Nick O'Toole, Sr., P	29/0	4/0	13/0	12/0	--
Daikiel Shorts, Jr., WR	29/16	4/4	13/4	12/9	--
Wendell Smallwood, Jr., RB	29/14	4/4	13/9	12/1	--
Josh Lambert, r-Jr., K	28/0	4/0	13/0	11/0	--
Marquis Lucas, r-Sr., OL	28/21	4/4	13/13	10/4	1/0
Tyler Orlosky, r-Jr., OL	28/20	4/4	13/13	11/3	--
Justin Arndt, r-Jr., LB	26/0	4/0	13/0	9/0	--
Noble Nwachukwu, r-Jr., DL	26/17	4/4	13/13	9/0	--
Daryl Worley, Jr., CB	26/20	4/4	11/11	11/5	--
Adam Pankey, r-Jr., OL	25/17	4/4	13/13	8/0	--
Jeremy Tyler, Jr., S	25/1	4/0	13/0	8/1	--
Sean Walters, r-Jr., LB	22/0	4/0	6/0	12/0	--
Nana Kyeremeh, r-Jr., CB	21/1	4/0	4/0	0/0	13/1
Devonte Mathis, r-Jr., WR	20/1	4/1	8/0	8/0	--
Vernon Davis, r-Jr., WR	17/0	1/0	10/0	6/0	--
Al-Rasheed Benton, r-So., LB	17/1	4/1	13/0	--	--
Dravon Askew-Henry, So., S	17/17	4/4	13/13	--	--
Edward Muldrow, Sr., LB	16/8	3/0	13/8	--	--
Rushel Shell, r-Jr., RB	16/9	4/1	12/8	--	--
Elijah Wellman, r-So., RB/TE/FB	16/1	4/1	12/0	--	--
Shelton Gibson, r-So., WR	16/4	4/4	12/0	--	--
Darrien Howard, Sr., DL	16/0	4/0	8/0	4/0	--
Marvin Gross, r-So., LB	15/0	4/0	0/0	11/0	--
Xavier Preston, So., LB	13/0	4/0	9/0	--	--
Jon Lewis, r-So., DL	10/0	2/0	8/0	--	--
Grant Lingafelter, r-So., OL	9/0	4/0	5/0	--	--
Tony Matteo, r-Jr., OL	9/1	4/0	5/1	--	--
Stone Underwood, r-Sr., OL	8/0	4/0	4/0	--	--
Skyler Howard, Jr., QB	8/6	4/4	4/2	--	--
Darren Arndt, r-Sr., DL	6/0	4/0	1/0	1/0	--
Marcell Lazard, r-So., OL	6/0	4/0	2/0	--	--
Mike Molina, r-So., K	5/0	3/0	2/0	--	--
Hodari Christian, r-So., LB	4/0	2/0	2/0	--	--
William Crest, Jr., r-Fr., QB	4/0	3/0	1/0	--	--
Kyle Bosch, r-So., OL	4/4	4/4	--	--	--
Yodny Cajuste, r-Fr., OL	4/4	4/4	--	--	--
Jovon Durante, Fr., WR	4/3	4/3	--	--	--
Gary Jennings, Fr., WR	4/0	4/0	--	--	--
Larry Jefferson, Jr., DL	4/0	4/0	--	--	--
Khairi Shariff, r-Jr., CB	4/0	4/0	--	--	--
Amanii Brown, r-Fr., OL	3/0	3/0	--	--	--
Shane Commodore, r-Fr., S	3/0	3/0	--	--	--
Nick Meadows, r-So., LS	3/0	2/0	1/0	--	--
Donte Thomas-Williams, r-Fr., RB	3/0	3/0	--	--	--
Jaleel Fields, r-Fr., DL	2/0	2/0	--	--	--
CJ Maduewesi, r-Fr., DL	2/0	2/0	--	--	--
Sylvester Townes, r-Jr., OL	2/0	2/0	--	--	--
Jacky Marcellus, r-So., RB	2/0	2/0	--	--	--
Ka'Rau White, r-So., WR	2/0	2/0	--	--	--
Rasul Douglas, Jr., CB	2/0	2/0	--	--	--
Jonathan Haynes, r-Fr., OL	2/0	2/0	--	--	--

\*Includes 2011 for Jared Barber (12/2)

^Includes 2011 for Shaq Petteway (13/0)

## Offense

Position	No.	Name	Ht.	Wt.	Cl.	GP	GS	Hometown
<b>WR (X)</b>	1	Shelton Gibson	5-11	192	r-So.	16	4	Cleveland, Ohio
	12	Gary Jennings	6-1	206	Fr.	4	0	Stafford, Va.
	2	Ka'Rau White	6-1	198	r-So.	2	0	Macungie, Pa.
<b>LT</b>	55	Yodny Cajuste	6-5	295	r-Fr.	4	4	Miami, Fla.
	56	Grant Lingafelter	6-5	314	r-So.	9	0	Chagrin Falls, Ohio
<b>LG</b>	57	Adam Pankey	6-5	312	r-Jr.	25	17	Hamilton, Ohio
	58	Amanii Brown	6-5	292	r-Fr.	3	0	Morgantown, W.Va.
<b>C</b>	65	Tyler Orlosky	6-4	296	r-Jr.	28	20	Cleveland, Ohio
	59	Stone Underwood	6-4	298	r-Sr.	8	0	Brookhaven, Miss.
<b>RG</b>	*62	Kyle Bosch	6-5	310	r-So.	10	7	St. Charles, Ill.
	70	Tony Matteo	6-4	294	r-Jr.	9	1	Clinton, Ohio
<b>RT</b>	78	Marquis Lucas	6-4	315	r-Sr.	28	21	Miami, Fla.
	77	Marcell Lazard	6-5	306	r-So.	6	0	Bloomfield, N.J.
<b>IR (Y)</b>	6	Daikiel Shorts Jr.	6-1	201	Jr.	29	16	Clayton, N.J.
	10	Jordan Thompson	5-7	175	Sr.	40	15	Katy, Texas
	19	KJ Myers	6-2	197	r-Sr.	37	2	Jacksonville, Fla.
<b>WR (Z)</b>	5	Jovon Durante	6-0	165	Fr.	4	3	Hollywood, Fla.
	82	Devonte Mathis	6-1	209	r-Jr.	20	1	Miami, Fla.
<b>QB</b>	3	Skyler Howard	6-0	206	Jr.	8	6	Fort Worth, Texas
	16	William Crest Jr.	6-2	212	r-Fr.	4	0	Baltimore, Md.
	11	Chris Chugunov	6-1	201	Fr.	0	0	Skillman, N.J.
<b>TE/H</b>	88	Cody Clay	6-4	262	r-Sr.	42	23	Alum Creek, W.Va.
	89	Darren Arndt	6-3	244	r-Sr.	6	0	Martinsburg, W.Va.
<b>RB</b>	7	Rushel Shell	5-10	224	r-Jr.	16	9	Hopewell, Pa.
	28	Elijah Wellman	6-2	234	So.	16	1	Huntington, W.Va.
	8	Donte Thomas-Williams	6-1	218	r-Fr.	3	0	Durham, N.C.
<b>HB</b>	4	Wendell Smallwood	5-11	202	Jr.	29	14	Wilmington, Del.
	23	Jacky Marcellus	5-8	182	r-So.	2	0	Immokalee, Fla.

## Defense

Position	No.	Name	Ht.	Wt.	Cl.	GP	GS	Hometown
<b>DE</b>	95	Christian Brown	6-2	290	r-Jr.	31	5	Fort Myers, Fla.
	45	Eric Kinsey	6-3	280	Sr.	36	4	Miami, Fla.
<b>NT</b>	93	Kyle Rose	6-4	295	r-Sr.	42	24	Centerville, Ohio
	49	Darrien Howard	6-1	300	Jr.	16	0	Dayton, Ohio
<b>DE</b>	97	Noble Nwachukwu	6-2	271	r-Jr.	26	17	Wylie, Texas
	92	Jon Lewis	6-3	270	r-So.	10	0	Morgantown, W.Va.
<b>SAM</b>	35	Nick Kwiatkoski	6-2	238	r-Sr.	39	28	Bethel Park, Pa.
	5	Xavier Preston	6-2	236	So.	13	0	Stuart, Fla.
	31	Isaiah Bruce	6-1	238	r-Sr.	41	20	Jacksonville, Fla.
<b>MIKE</b>	42	Jared Barber	6-0	232	r-Sr.	35	16	Mocksville, N.C.
	17	Al-Rasheed Benton	6-1	235	r-So.	17	1	Newark, N.J.
	30	Justin Arndt	5-11	210	r-Jr.	26	0	Martinsburg, W.Va.
<b>WILL</b>	36	Shaq Petteway	6-0	232	r-Sr.	42	5	Steubenville, Ohio
	20	Edward Muldrow III	6-3	210	Sr.	16	8	Snellville, Ga.
<b>CB</b>	7	Daryl Worley	6-1	202	Jr.	26	20	Philadelphia, Pa.
	3	Rick Rumph III	5-11	185	Sr.	35	0	Daytona Beach, Fla.
<b>FS</b>	6	Dravon Askew-Henry	5-11	202	So.	17	17	Aliquippa, Pa.
	38	Shane Commodore	6-0	208	r-So.	3	0	Morgantown, W.Va.
<b>SPUR</b>	9	KJ Dillon	6-1	209	Sr.	39	20	Apopka, Fla.
	24	Jeremy Tyler	5-11	206	Jr.	25	1	Lithonia, Ga.
<b>BS</b>	8	Karl Joseph	5-11	200	Sr.	42	42	Orlando, Fla.
	22	Jarrod Harper	6-1	211	r-Jr.	29	0	Frostburg, Md.
<b>CB</b>	16	Terrell Chestnut	5-11	193	r-Sr.	32	19	Pottstown, Pa.
	14	Nana Kyeremeh	5-11	192	r-Jr.	21	1	Worthington, Ohio

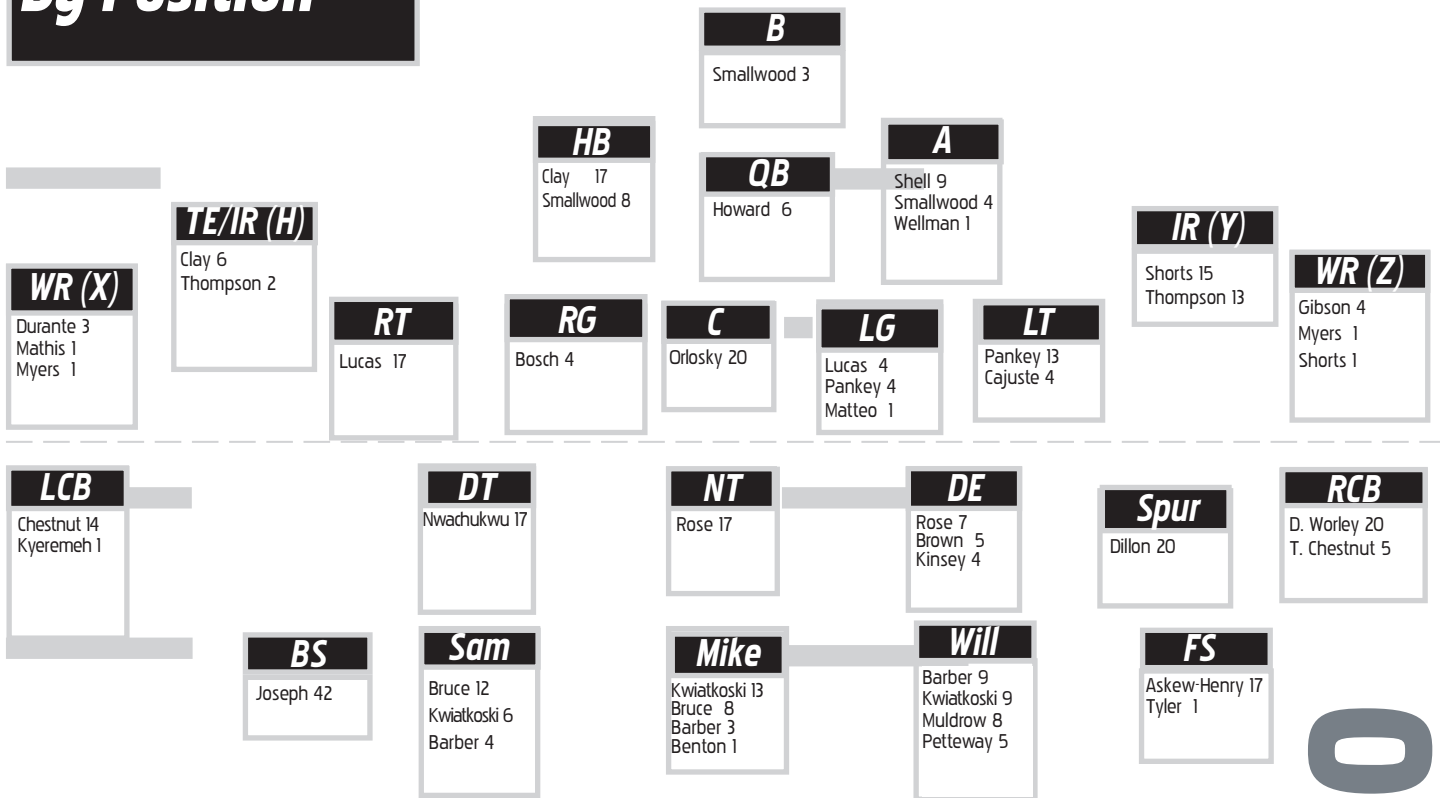
## Special Teams

Position	No.	Name	Ht.	Wt.	Cl.	GP	GS	Hometown
<b>K</b>	86	Josh Lambert	5-11	212	r-Jr.	28	0	Garland, Texas
	48	Mike Molina	5-8	176	r-So.	5	0	Hurricane, W.Va.
<b>P</b>	91	Nick O'Toole	6-3	216	Sr.	29	0	Corona, Calif.
	15	Billy Kinney	6-4	206	r-Fr.	0	0	Morgantown, W.Va.
<b>LS</b>	87	John DePalma	6-6	252	Sr.	41	0	Cumming, Ga.
	46	Nick Meadows	5-11	232	r-So.	3	0	Princeton, W.Va.
<b>H</b>	91	Nick O'Toole	6-3	216	Sr.	29	0	Corona, Calif.
	15	Billy Kinney	6-4	206	r-Fr.	0	0	Morgantown, W.Va.
<b>KO</b>	91	Nick O'Toole	6-3	216	Sr.	29	0	Corona, Calif.
	48	Mike Molina	5-8	176	r-So.	5	0	Hurricane, W.Va.
<b>PR</b>	9	KJ Dillon	6-1	209	Sr.	39	0	Apopka, Fla.
	12	Gary Jennings	6-1	206	Fr.	4	0	Stafford, Va.
<b>KR</b>	1	Shelton Gibson	5-11	192	r-So.	16	0	Cleveland, Ohio
	9	KJ Dillon	6-1	209	Sr.	39	0	Apopka, Fla.

\* - Bosch's Games Played/Started include Michigan numbers (6/3)



# Career Starts By Position



## 2015 Offense Game-By-Game Starters

Game	WR (X)	TE/IR (H)	IR (Y)	WR (Z)	LT	LG	C	RG	RT	HB	RB	QB
Georgia Southern	Durante	..	Shorts	Gibson	Cajuste	Pankey	Orlosky	Bosch	Lucas	Smallwood	Shell	Howard
Liberty	Durante	Thompson	Shorts	Gibson	Cajuste	Pankey	Orlosky	Bosch	Lucas	Smallwood	..	Howard
Maryland	Mathis	Clay	Shorts	Gibson	Cajuste	Pankey	Orlosky	Bosch	Lucas	Smallwood	..	Howard
Oklahoma	Durante	Thompson	..	Gibson	Cajuste	Pankey	Orlosky	Bosch	Lucas	Smallwood	Wellman	Howard
Oklahoma State												
Baylor												
TCU												
Texas Tech												
Texas												
Kansas												
Iowa State												
Kansas State												

## 2015 Defense Game-By-Game Starters

Game	DE	NT	DE	Sam	Mike	Will	Spur	CB	FS	BS	CB
Georgia Southern	Brown	Rose	Nwachukwu	Kwiatkoski	Barber	Petteway	Dillon	Worley	Askew-Henry	Joseph	Chestnut
Liberty	Brown	Rose	Nwachukwu	Kwiatkoski	Benton	Petteway	Dillon	Worley	Askew-Henry	Joseph	Chestnut
Maryland	Brown	Rose	Nwachukwu	Kwiatkoski	Barber	Petteway	Dillon	Worley	Askew-Henry	Joseph	Chestnut
Oklahoma	Brown	Rose	Nwachukwu	Kwiatkoski	Barber	Petteway	Dillon	Worley	Askew-Henry	Joseph	Chestnut
Oklahoma State											
Baylor											
TCU											
Texas Tech											
Texas											
Kansas											
Iowa State											
Kansas State											



## Record Under Holgorsen

overall.....	31-24
playing at home.....	18-11
playing on the road.....	11-9
playing at a neutral site.....	2-4
vs. ranked opponents.....	6-11
in bowl games.....	1-2
in overtime.....	1-3
more than 7 days to prepare.....	11-8
in August.....	1-1
in September.....	14-4
in October.....	8-7
in November.....	5-10
in December.....	2-2
in January.....	1-0
outrushing opponent.....	20-5
when rushing for 200 yards.....	12-3
when rushing for 300 yards.....	3-1
outrushed by opponent.....	11-19
outpassing opponent.....	24-13
when passing for 300 yards.....	19-10
when passing for 400 yards.....	7-3
when passing for 500 yards.....	2-0
when passing for 600 yards.....	1-0
outpassed by opponent.....	7-11
when allowing 200 yards passing.....	18-18
when allowing 250 yards passing.....	12-14
when allowing 300+ yards passing.....	6-8
more total offense than opponent.....	26-8
when having 400+ total offense.....	25-12
when having 500+ total offense.....	16-5
when having 600+ total offense.....	7-1
when having 700+ total offense.....	1-1
when having 800+ total offense.....	1-0
same total offense as opponent.....	1-0
less total offense than opponent.....	4-16
when allowing 400+ total offense.....	12-18
when allowing 500+ total offense.....	2-9
committing fewer turnovers.....	13-6
committing more turnovers.....	9-15
turnovers are even.....	9-3
0-30:00 of time of possession.....	17-18
30:01-plus of time of possession.....	14-8
scoring first.....	21-7
opponent scores first.....	10-17
leading after the 1st quarter.....	17-7
trailing after the 1st quarter.....	9-16
tied after the 1st quarter.....	5-1
leading at halftime.....	23-5
trailing at halftime.....	7-16
tied at halftime.....	1-3
leading after the 3rd quarter.....	23-4
trailing after the 3rd quarter.....	6-20
tied after the 3rd quarter.....	2-0
scoring 0-10 points.....	31-24
scoring 11-20 points.....	31-22
scoring 21-30 points.....	30-17
scoring 31-40 points.....	28-9
scoring 41-plus points.....	16-3
opponent scores 0-10 points.....	31-24
opponent scores 11-20 points.....	24-24
opponent scores 21-30 points.....	16-23
opponent scores 31-40 points.....	8-23
opponent scores 41-plus points.....	2-12
individual 100-yard rusher.....	14-4
opponent 100-yard rusher.....	9-11
opponent less than 100-yards rushing.....	9-1
individual 1 100-yard receiver.....	21-13
individual 2 100-yard receivers.....	9-2
individual 3 100-yard receivers.....	2-0
opponent 100-yard receiver.....	10-13
individual 300-yard passer.....	17-11
individual 400-yard passer.....	5-2

## West Virginia Head Coach Dana Holgorsen - Fifth Year



### Coaching Highlights

#### West Virginia

- ▶ Has six wins over Top 25 opponents in his four-year tenure at WVU
- ▶ Had 12 players earn All-American honors
- ▶ Four players drafted in the 2015 NFL Draft - Kevin White, taken with the seventh pick of the first round by the Chicago Bears; Mark Glowsinski (4th round, Seattle), Shaq Riddick (5th, Arizona) and Mario Alford (7th, Cincinnati)
- ▶ Had 12 players drafted in four years at WVU, including seven taken in the top three rounds
- ▶ Three first NFL round draft picks in the past four years, one of only 11 schools to accomplish that feat
- ▶ Big 12 Conference's only school to have at least one first round draft pick each year in three of four years
- ▶ Four wide receivers drafted since 2012, most of any school in the country during that time
- ▶ Since becoming offensive coordinator at Texas Tech in 2005, his offenses have averaged an astounding 38.0 points per game over that 10-year period
- ▶ His passing offenses and total offensive output have ranked in the Top 10 nationally all but one year during the 10-year span
- ▶ His former pupils have earned 10 national awards and also have 10 earn finalist honors
- ▶ Had eight quarterbacks pass for 4,000 or more yards and throw for 30 or more touchdowns in a season
- ▶ Had 14 receivers finish with 1,000 or more yards in a season, including 10 of them finish with 90 or more receptions and 12 finish with 90 or more receptions and 12 finish with double figure TD receptions in a season

#### 2015

- ▶ Fifth year as the head coach at West Virginia University, and is leading the Mountaineers into their fourth year of membership in the Big 12 Conference
- ▶ Holgorsen's 31 wins puts him in sixth place on the all-time WVU coaching win list; needs 12 more to move past Bobby Bowden into fifth place
- ▶ Led Mountaineers to a Top 25 national ranking for the fourth year, reaching as high as No. 21 in the Coaches' Poll

#### 2014

- ▶ Finished with a 7-6 overall record and a 5-4 record in Big 12 play, tying for fourth place, WVU's highest league finish in the Big 12
- ▶ Led the Mountaineers to a Liberty Bowl berth, his third bowl appearance in four seasons at WVU
- ▶ Four Mountaineers earned 28 All-America honors.
- ▶ WVU had four players named to the coaches' All-Big 12 teams and five players selected to the Associated Press team
- ▶ Kevin White was a finalist for the Fred Biletnikoff Award and a semifinalist for the Maxwell Award.
- ▶ White was No. 6 nationally in receptions per game, receiving yards, No. 8 in receiving yards per game and No. 19 in receiving touchdowns.
- ▶ White was the third Mountaineer to finish with more than 100 receptions in a season and the eighth to have 1,000 or more receiving yards.
- ▶ White's 109 receptions were third most in the nation and his 1,447 yards were sixth most
- ▶ Three receivers have had seven straight 100-yard receiving performances since 2000, Michael Crabtree, Justin Blackmon and Kevin White, all three coached by Holgorsen.
- ▶ Kickoff returner Mario Alford was No. 8 nationally in kickoff return yards per game.
- ▶ Josh Lambert was a finalist for the Lou Groza Award, college football's top kicker
- ▶ Lambert finished No. 1 nationally in field goals per game and No. 8 in scoring
- ▶ Lambert set the NCAA record for most field goals made of 40 yards or more in a season (16) and tied the mark for games with the most multiple field goals (10).
- ▶ Lambert's 30 field goals made in the season tied the school record for most made in a season and was the most made in the nation.
- ▶ Clint Trickett was a semifinalist for the Davey O'Brien Award
- ▶ Trickett was No. 6 in the nation in completions per game, No. 10 in passing yards per game, No. 11 in completion percentage, No. 21 in total offense, No. 22 in passing yards, No. 33 in passing efficiency and No. 54 in passing touchdowns.
- ▶ Trickett was the third Mountaineer to finish with more than 3,000 yards passing in a season.
- ▶ Shaq Riddick was named the Big 12 Conference Defensive Newcomer of the Year
- ▶ Defeated No. 4 Baylor for his sixth win over a Top 25 and first over a Top 10 team



## West Virginia Head Coach Dana Holgorsen - Fifth Year

Year	School	Position	Record
2015	West Virginia	Head Coach	3-1
2014	West Virginia	Head Coach	7-6
		<i>Liberty Bowl</i>	
2013	West Virginia	Head Coach	4-8
2012	West Virginia	Head Coach	7-6
		<i>Pinstripe Bowl</i>	
2011	West Virginia	Head Coach	10-3
		<i>Big East Champions</i>	
		<i>Orange Bowl Champions</i>	
2010	Oklahoma State	Offensive Coordinator/Quarterbacks	11-2
		<i>Alamo Bowl Champions</i>	
2009	Houston	Offensive Coordinator/Quarterbacks	10-4
		<i>Armed Forces Bowl</i>	
2008	Houston	Offensive Coordinator/Quarterbacks	8-5
		<i>Armed Forces Bowl Champions</i>	
2007	Texas Tech	Co-Offensive Coordinator/Inside Receivers	9-4
		<i>Gator Bowl Champions</i>	
2006	Texas Tech	Co-Offensive Coordinator/Inside Receivers	8-5
		<i>Insight.com Bowl Champions</i>	
2005	Texas Tech	Co-Offensive Coordinator/Inside Receivers	9-3
		<i>Cotton Bowl</i>	
2004	Texas Tech	Inside Receivers	8-4
		<i>Holiday Bowl Champions</i>	
2003	Texas Tech	Inside Receivers	8-5
		<i>Houston Bowl Champions</i>	
2002	Texas Tech	Inside Receivers	9-5
		<i>Tangerine Bowl Champions</i>	
2001	Texas Tech	Inside Receivers	7-5
		<i>Alamo Bowl</i>	
2000	Texas Tech	Inside Receivers	7-6
		<i>Galleryfurniture.com Bowl</i>	
1999	Wingate	Quarterbacks/Wide Receivers	3-8
1998	Mississippi College	Quarterbacks/Wide Receivers /Special Teams	4-6
1997	Mississippi College	Quarterbacks/Wide Receivers /Special Teams	8-2
		<i>American Southwest Conference Champions</i>	
1996	Mississippi College	Quarterbacks/Wide Receivers /Special Teams	4-8
1995	Valdosta State	Quarterbacks/Wide Receivers /Special Teams	6-5
1994	Valdosta State	Quarterbacks/Wide Receivers /Special Teams	11-2
		<i>NCAA II National Quarterfinalist</i>	
1993	Valdosta State	Quarterbacks/Wide Receivers /Special Teams	8-3
<b>Holgorsen Totals</b> - at West Virginia - 31-24 Overall - 31-24 (Fifth Season)			

### 2013

- ▶ Defeated No. 11 Oklahoma State for his fifth win over a Top 25 team at WVU
- ▶ Had six players earn All-Big 12 Conference honors, including Charles Sims who was a first-team selection
- ▶ Sims also was named the Big 12 Conference Newcomer of the Year
- ▶ Sims and Will Clarke were drafted in the third round of the NFL Draft, giving him six players drafted in the Top three rounds

### 2012

- ▶ Served as West Virginia's Campaign Chair for United Way, raising more than \$330,000, exceeding the goal
- ▶ Led football program into its first year of competition in the Big 12 Conference
- ▶ Guided West Virginia to a 7-6 overall record in 2012 and an appearance in the New Era Pinstripe Bowl
- ▶ Earned national rankings in 10-of-16 weeks during the 2012 season in both the AP and USA Today Coaches' Polls, reaching as high as No. 4 in USA Today Coaches' Poll and No. 5 in the AP Poll
- ▶ Five Mountaineer players earned 25 All-America honors
- ▶ Three Mountaineer players were drafted in the Top 3 rounds of the NFL Draft, including the No. 8 selection Tavon Austin
- ▶ Holgorsen has had a first-round NFL draft choice for two straight years, the only WVU coach to accomplish that
- ▶ Tavon Austin and Stedman Bailey were one of four sets of 1,000-yard receivers nationally
- ▶ WVU was one of only two schools nationally to have a 4,000-yard passer and a pair of 1,000-yard receivers
- ▶ WVU was ranked No. 9 nationally in scoring offense and No. 10 in passing offense and total offense.
- ▶ Geno Smith led the nation in passing touchdowns (42)
- ▶ Smith was one of only two quarterbacks to throw for more than 4,000 yards for two straight years
- ▶ Smith was one of five quarterbacks nationally to throw for 30 or more touchdowns in two straight years
- ▶ Bailey led the nation in receiving touchdowns (25) and finished with the second highest amount ever in a single season
- ▶ Austin was the only player nationally to finish with 100 or more receptions for two straight years
- ▶ Austin was the only player nationally to finish with more than 2,000 all-purpose yards for two straight years
- ▶ Austin was the only player in NCAA history to finish his career with more than 3,000 receiving yards and more than 1,000 yards rushing
- ▶ Austin was the recipient of the Paul Hornung Award, the nation's most versatile player

## Holgorsen's Offensive Output

▶ Since 2005, Dana Holgorsen has been the mastermind behind some of the nation's most prolific offenses. Starting as the offensive coordinator at Texas Tech, then Houston and Oklahoma State, and now as the head coach at West Virginia, his offensive units are known for their ability to move the ball, pile up yardage and score a plethora of points.

### 4,000-Yard Passers

Graham Harrell/Texas Tech	2007	5,706
Case Keenum/Houston	2009	5,671
Case Keenum/Houston	2008	5,020
Graham Harrell/Texas Tech	2006	4,555
Geno Smith/West Virginia	2011	4,385
Brandon Weeden/Oklahoma State	2010	4,277
Cody Hodges/Texas Tech	2005	4,238
Geno Smith/West Virginia	2012	4,205

### 30+ Passing Touchdowns

Graham Harrell/Texas Tech	2007	48
Case Keenum/Houston	2009	44
Case Keenum/Houston	2008	44
Geno Smith/West Virginia	2012	42
Graham Harrell/Texas Tech	2006	38
Brandon Weeden/Oklahoma State	2010	34
Geno Smith/West Virginia	2011	31
Cody Hodges/Texas Tech	2005	31

### 1,000-Yard Rushers

Kendall Hunter/Oklahoma State	2010	1,548
Bryce Beall/Houston	2008	1,247
Charles Sims/West Virginia	2013	1,095

### 1,000-Yard Receivers

Michael Crabtree/Texas Tech	2007	1,962
Justin Blackmon/Oklahoma State	2010	1,782
Stedman Bailey/West Virginia	2012	1,622
Kevin White, West Virginia	2014	1,447
Joe Filani/Texas Tech	2006	1,300
Tavon Austin/West Virginia	2012	1,289
Stedman Bailey/West Virginia	2011	1,279
Danny Amendola/Texas Tech	2007	1,245
James Cleveland/Houston	2009	1,214
Tavon Austin/West Virginia	2011	1,186
Joe Filani/Texas Tech	2005	1,048
Tyrone Carrier/Houston	2009	1,029
Tyrone Carrier/Houston	2008	1,026
Patrick Edwards/Houston	2009	1,021

### 90+ Receptions

Michael Crabtree/Texas Tech	2007	134
Tavon Austin, West Virginia	2012	114
Stedman Bailey/West Virginia	2012	114
Justin Blackmon/Oklahoma State	2010	111
Kevin White/West Virginia	2014	109
Danny Amendola/Texas Tech	2007	109
James Cleveland/Houston	2009	104
Tavon Austin/West Virginia	2011	101
Tyrone Carrier/Houston	2009	91
Joe Filani/Texas Tech	2006	91

### Double-Digit Receiving Touchdowns

Stedman Bailey/West Virginia	2012	25
Michael Crabtree/Texas Tech	2007	22
Justin Blackmon/Oklahoma State	2010	20
James Cleveland/Houston	2009	14
Joe Filani/Texas Tech	2006	13
Tavon Austin/West Virginia	2012	12
Stedman Bailey/West Virginia	2011	12
Mario Alford/West Virginia	2014	11
Mark Hafner/Houston	2009	11
Robert Johnson/Texas Tech	2006	11
Kevin White/West Virginia	2014	10
Jarrett Hicks/Texas Tech	2005	10

### Double-Digit Rushing Touchdowns

Taurean Henderson/Texas Tech	2005	17
Kendall Hunter/Oklahoma State	2010	16
Bryce Beall/Houston	2008	13
Shawne Alston/West Virginia	2011	12
Charles Sims/West Virginia	2013	11
Shannon Woods/Texas Tech	2006	10

### 1,800-Yard All-Purpose Yards

Tavon Austin/West Virginia	2012	2,910
Tavon Austin/West Virginia	2011	2,574
Tyrone Carrier/Houston	2009	2,213
Michael Crabtree/Texas Tech	2007	1,978
Justin Blackmon/Oklahoma State	2010	1,866
Tyrone Carrier/Houston	2008	1,844
Shannon Woods/Texas Tech	2006	1,808



## West Virginia Head Coach Dana Holgorsen - Fifth Year

- ▶ WVU was ranked in the Top 25 for three weeks, including as high as No. 20

### 2011

- ▶ Named FWAA First-Year Head Coach of the Year
- ▶ Posted a 10-3 mark in his first season as head coach, only WVU coach to win 10 games in his first year
- ▶ Led West Virginia to Big East Championship and BCS win, first WVU coach to accomplish that feat
- ▶ Earned national rankings in 13-of-16 weeks of 2011 season in both the AP and USA Today Coaches Polls, reaching as high as No. 11 in the AP Poll and tied for No. 14 in the USA Today Coaches Poll
- ▶ Tied for fourth in wins among first-year head coaches nationally
- ▶ One of seven coaches to take his program to a BCS Bowl in his first year as a head coach, and only one of three (Larry Coker, 2001; Chris Peterson, 2007) to win the bowl game.
- ▶ Fourth WVU coach to make a bowl appearance and win in his first season (Bill Stewart, Dudley DeGroot, Marshall Glenn)
- ▶ Three Mountaineer players earned seven All-America honors
- ▶ Three Mountaineer players drafted in the NFL Draft, including the No. 15 pick, Bruce Irvin
- ▶ WVU led the BIG EAST with 10 all-conference honorees and the Special Teams Player of the Year, Austin
- ▶ WVU finished No. 6 nationally in passing offense, No. 13 in scoring offense and No. 15 in total offense.
- ▶ The Mountaineer offense ranked No. 67 in total offense in 2010, the year before Holgorsen arrived, and he took it to No. 15 in 2011.
- ▶ In 2011, Austin and Bailey were the fourth pair of 1,000-yard receivers nationally (Houston, USC, SMU).
- ▶ WVU was one of two schools nationally to have a 4,000-yard passer and two 1,000-yard receivers (Houston).
- ▶ Quarterback Geno Smith finished No. 5 nationally in passing yards per game, No. 8 in completions per game and total offense and No. 17 in passing efficiency.
- ▶ Austin finished No. 1 nationally in all-purpose yardage (198.0), No. 6 in punt returns, No. 8 in receptions per game, No. 20 in kickoff returns and No. 23 in receiving yards per game.
- ▶ Bailey finished No. 13 nationally in receiving yards per game.

### Oklahoma State

- ▶ In 2010, was named a finalist for the Frank Broyles Award, signifying the top assistant coach in college football and named the rivals.com national offensive coordinator of the year
- ▶ In 2010, the Cowboys led the nation in total offense during the regular season and finished No. 2 in passing offense and No. 3 in total and scoring offense.
- ▶ OSU averaged 520.23 yards per game in total offense, including 345.9 passing yards and 44.23 points per game.
- ▶ The Cowboy offense ranked No. 61 nationally in total offense in 2009, the year before Holgorsen arrived, and he took it to the No. 1 spot in 2010.
- ▶ Quarterback Brandon Weeden became the first OSU passer to earn first team all-Big 12 honors. He was a finalist for the Manning Award, given to the top quarterback in the nation.
- ▶ Receiver Justin Blackmon was named the recipient of the 2010 Biletnikoff Award, given to the top receiver in the nation, and running back Kendall Hunter was a finalist for the Doak Walker Award, given to the nation's top running back.
- ▶ Weeden, Hunter and Blackmon became only the second trio in NCAA history to pass for at least 3,000 yards, run for more than 1,500 yards and finish with more than 1,500 yards receiving in the same season.

### Houston

- ▶ In 2009, UH led the nation in total offense with 563 yards per game, scoring offense with 42.2 points per game, and passing offense with 433.7 yards per game.
- ▶ In 2008, his first year at Houston, the Cougars ranked second in the nation in passing offense (401.6) and total offense (562.77). UH scored 40.62 points per game to rank 10th nationally.
- ▶ Houston quarterback Case Keenum led the nation in total offense in 2008 and 2009, with 403.15 yards of total offense per game as a sophomore and 416.36 yards of offense as a junior.
- ▶ Keenum ranked among the nation's top-10 passing efficiency leaders each of his two seasons under Holgorsen's watch.

### Texas Tech

- ▶ During his tenure as offensive coordinator, the Red Raiders increased their offensive numbers from 324.8 yards per game to 529.6 yards per game.
- ▶ In 2007, Texas Tech led the nation in passing offense (470.31 yards per game), ranked second in total offense (529.62 yards per game) and was seventh in scoring offense (40.92 points per game).
- ▶ Quarterback Graham Harrell led the nation in total offense and receiver Michael Crabtree led the nation in receptions per game and receiving yards per game. Crabtree won the Biletnikoff Award as America's top receiver in 2007
- ▶ In 2006, the Red Raiders ranked third nationally in passing offense and sixth in total offense. Harrell was third nationally in total offense with 344.38 yards per game.
- ▶ In 2005, Texas Tech led the nation in passing offense with 388.83 yards per game, was fourth in scoring offense at 39.42 points per game and was sixth in total offense with 495.83 yards per contest.
- ▶ Quarterback Cody Hodges ranked second in the country with 369.08 yards per game.

### Wingate

- ▶ Coached Lucas Greene who led the team in scoring that season and went on to play in the NFL

### Mississippi College

- ▶ Mississippi College won the American Southwest Conference in its first season in the league and averaged 432.0 yards per game in 1997.

### Valdosta State

- ▶ Helped develop quarterback Chris Hatcher, who set an NCAA record, completing 74.7 percent of his passes on the Division II level in 1994.
- ▶ Hatcher's 10,588 passing yards ranked third on the NCAA career list at the time.
- ▶ Hatcher currently ranks second in the NCAA record books in career touchdown passes (116) and third in single-season touchdown passes (50 in 1994) and was the NCAA passing champion in 1994.

### Offensive Output Under Holgorsen (Continued)

#### Team Rankings

##### 2015 (West Virginia)

- Turnover Margin - No. 5
- Total Offense - No. 11
- Passing Efficiency - No. 12
- Scoring Offense - No. 22
- Passing Offense - No. 25
- Third Down Efficiency - No. 26
- Rushing Offense - No. 26
- Red Zone Offense - No. 26
- Passing Yards Per Completions - No. 29
- Completion Percentage - No. 29

##### 2014 (West Virginia)

- Passing Offense - No. 9
- First Down Offense - No. 11
- Total Offense - No. 12
- Completion Percentage - No. 23

##### 2012 (West Virginia)

- Passing Efficiency - No. 5
- Scoring Offense - No. 9
- Passing Offense - No. 10
- Total Offense - No. 10
- First Down Offense - No. 14

##### 2011 (West Virginia)

- Passing Offense - No. 6
- Red Zone Offense - No. 11
- Scoring Offense - No. 13
- Total Offense - No. 15
- Passing Efficiency - No. 19
- First Down Offense - No. 27

##### 2010 (Oklahoma State)

- Red Zone Offense - No. 1
- Passing Offense - No. 2
- Total Offense - No. 3
- Scoring Offense - No. 3
- First Down Offense - No. 4
- Tackles for Loss Allowed - No. 6
- Sacks Allowed - No. 7
- Passing Efficiency - No. 12

##### 2009 (Houston)

- Passing Offense - No. 1
- Total Offense - No. 1
- Scoring Offense - No. 1
- First Down Offense - No. 1
- Tackles for Loss Allowed - No. 2
- Third Down Efficiency - No. 3
- Passing Efficiency - No. 7
- Sacks Allowed - No. 24
- Red Zone Offense - No. 28

##### 2008 (Houston)

- Passing Offense - No. 2
- Total Offense - No. 2
- First Down Offense - No. 4
- Passing Efficiency - No. 8
- Scoring Offense - No. 10
- Third Down Efficiency - No. 11

##### 2007 (Texas Tech)

- Passing Offense - No. 1
- Total Offense - No. 2
- Passing Efficiency - No. 5
- Scoring Offense - No. 7
- Tackles for Loss Allowed - No. 12
- Third Down Efficiency - No. 13
- Sacks Allowed - No. 22

##### 2006 (Texas Tech)

- Passing Offense - No. 3
- Tackles for Loss Allowed - No. 3
- Total Offense - No. 6
- Scoring Offense - No. 13
- Passing Efficiency - No. 23
- Sacks Allowed - No. 24

##### 2005 (Texas Tech)

- Passing Offense - No. 1
- Scoring Offense - No. 4
- Total Offense - No. 6
- Passing Efficiency - No. 14



## Top Game Performances ...

### West Virginia

#### 100-Yard Rushers

Date	Opponent	Player	Att.	Yards	Avg.	TD	Long
10/3	Oklahoma	W. Smallwood	22	111	5.0	0	21
9/26	Maryland	W. Smallwood	22	147	6.7	1	25

#### 100-Yard Receivers

Date	Opponent	Player	Rec.	Yards	Avg.	TD	Long
9/26	Maryland	Shelton Gibson	6	118	19.7	2	41
9/5	GSU	Shelton Gibson	3	130	43.3	1	57
9/5	GSU	Jovon Durante	3	121	40.3	1	57

#### 300-Yard Passer

Date	Opponent	Player	Comp.	Att.	Yards	TD	Long
9/5	GSU	Skyler Howard	16	25	359	2	57

#### 10+ Tackles

Date	Opponent	Player	Solo	Assist	Total	TFL	Sacks
10/3	Oklahoma	N. Kwiatkoski	2	9	11	1/6	1/6

### Opponent

#### 100-Yard Rushers

Date	Opponent	Player	Att.	Yards	Avg.	TD	Long
9/26	Maryland	Brandon Ross	15	130	8.7	0	55

#### 100-Yard Receivers

Date	Opponent	Player	Rec.	Yards	Avg.	TD	Long
10/3	Oklahoma	D. Westbrook	5	107	21.4	0	42

#### 300-Yard Passer

Date	Opponent	Player	Comp.	Att.	Yards	TD	Long
10/3	Oklahoma	B. Mayfield	14	25	320	3	71

#### 10+ Tackles

Date	Opponent	Player	Solo	Assist	Total	TFL	Sacks
10/3	Oklahoma	E. Striker	8	4	12	3/18	2/17
9/26	Maryland	Jermaine Carter	10	4	14	3/8	0
9/26	Maryland	Jalen Brooks	9	1	10	1/2	0
9/26	Maryland	A.J. Hendy	7	3	10	0	0

## Special Teams Tackles

Player	Total	UA/A	KO	P	GSU	LU	MD	OK	OSU	BU	TCU	TT	TX	KS	ISU	KState
Marvin Gross	4	4/0	4	0	3/0	1/0	0	0	0	0	0	0	0	0	0	0
Sean Walters	4	4/0	4	0	0/0	2/0	1/0	1/0	0	0	0	0	0	0	0	0
Hodari Christian	2	2/0	1	1	0/0	2/0	0	0	0	0	0	0	0	0	0	0
Justin Arndt	2	2/0	1	1	0/0	0/0	1/0	1/0	0	0	0	0	0	0	0	0
Rick Rumph	2	2/0	1	1	0/0	0/0	1/0	1/0	0	0	0	0	0	0	0	0
Dravon Askew-Henry	1	1/0	1	0	0/0	1/0	0	0	0	0	0	0	0	0	0	0
Al-Rasheed Benton	1	0/1	1	0	0/0	0/0	0/1	0	0	0	0	0	0	0	0	0
Jarrold Harper	1	1/0	1	0	1/0	0	0	0	0	0	0	0	0	0	0	0
Karl Joseph	1	0/1	1	0	0/0	0/0	0/1	0	0	0	0	0	0	0	0	0
Mike Molina	1	1/0	1	0	0/0	0/0	0/0	1/0	0	0	0	0	0	0	0	0
Jeremy Tyler	1	1/0	1	0	1/0	0	0	0	0	0	0	0	0	0	0	0



## The Last Time ...

### By The Mountaineers ...

- 30 Rushing Attempts:** 31 by Andrew Buie at Texas/Oct. 6, 2012
- 40 Rushing Attempts:** 40 by Quincy Wilson vs. Rutgers/Oct. 11, 2003
- 100 Rushing Yards:** 111 by Wendell Smallwood at Oklahoma/Oct. 3, 2015
- 200 Rushing Yards:** 344 by Tavon Austin vs. Oklahoma/Nov. 17, 2012
- 300 Rushing Yards:** 344 by Tavon Austin vs. Oklahoma/Nov. 17, 2012
- 75-Yard Run (no touchdown):** 79 by Noel Devine at Louisville/Nov. 22, 2008
- 75-Yard Touchdown Run:** 76 by Charles Sims vs. Iowa State/Nov. 30, 2013
- 50-Yard Run (no touchdown):** 62 by Dreamius Smith at Texas/Nov. 8, 2014
- 50-Yard Touchdown Run:** 50 by Skyler Howard at Oklahoma/Oct. 3, 2015
- 2 Rushing Touchdowns:** 2 by Wendell Smallwood vs. Liberty/Sept. 12, 2015
- 2 Rushing Touchdowns in Back-to-Back Games:** 2 by Andrew Buie at Texas/Oct. 6, 2012 and vs. Baylor/Sept. 29, 2012
- 3 Rushing Touchdowns:** 3 by Charles Sims vs. Texas/Nov. 9, 2013
- Double 100-Yard Rushers:** 123 by Wendell Smallwood and 110 by Rushel Shell at Texas Tech/Oct. 11, 2014
- Double 200-Yard Rushers:** by Pat White (220) and Steve Slaton (215) at Pitt/Nov. 16, 2006
- Two 100-Yard Rushers and Two 100-Yard Receivers:** 123 by Wendell Smallwood and 110 by Rushel Shell and 123 by Kevin White and 109 by Jordan Thompson at Texas Tech/Oct. 11, 2014
- 30 Pass Completions:** 36 by Clint Trickett at Texas/Nov. 8, 2014
- 20 Pass Completions:** 21 by Skyler Howard vs. Maryland/Sept. 26, 2015
- 15 Pass Completions:** 17 by Skyler Howard at Oklahoma/Oct. 3, 2015
- Consecutive Completions:** 21 by Geno Smith vs. Kansas/Dec. 1, 2012
- 60 Pass Attempts:** 65 by Geno Smith vs. LSU/Sept. 24, 2011
- 50 Pass Attempts:** 50 by Clint Trickett vs. Oklahoma State/Sept. 28, 2013
- 40 Pass Attempts:** 45 by Skyler Howard vs. Texas A&M/Dec. 29, 2014
- 35 Pass Attempts:** 45 by Skyler Howard vs. Texas A&M/Dec. 29, 2014
- 30 Pass Attempts:** 32 by Skyler Howard at Oklahoma/Oct. 3, 2015
- 3 Touchdown Passes:** 4 by Skyler Howard vs. Maryland/Sept. 26, 2015
- 4 Touchdown Passes:** 4 by Skyler Howard vs. Maryland/Sept. 26, 2015
- 5 Touchdown Passes:** 8 by Geno Smith vs. Baylor/Sept. 29, 2012
- 6 Touchdown Passes:** 8 by Geno Smith vs. Baylor/Sept. 29, 2012
- 300 Yards Passing:** 359 by Skyler Howard vs. Georgia Southern/Sept. 5, 2015
- 400 Yards Passing:** 511 by Clint Trickett at Maryland/Sept. 13, 2014
- 500 Yards Passing:** 511 by Clint Trickett at Maryland/Sept. 13, 2014
- 600 Yards Passing:** 656 by Geno Smith vs. Baylor/Sept. 29, 2012
- 100 Yards Rushing and Passing:** by Pat White (200/122) at Louisville/Nov. 22, 2008
- 200 Yards Rushing and Passing:** by Pat White (220/204) at Pitt/Nov. 16, 2006
- 100 Yards Rushing and Receiving:** by Steve Slaton (215/130) at Pitt/Nov. 16, 2006
- 300 Yards Total Offense:** 307 by Skyler Howard vs. Maryland/Sept. 26, 2015
- 400 Yards Total Offense:** 507 by Clint Trickett at Maryland/Sept. 13, 2014
- 500 Yards Total Offense:** 507 by Clint Trickett at Maryland/Sept. 13, 2014
- 600 Yards Total Offense:** 687 by Geno Smith vs. Baylor/Sept. 29, 2012
- 15 Receptions:** 16 by Kevin White at Texas/Nov. 8, 2014
- 10 Receptions:** 16 by Kevin White at Texas/Nov. 8, 2014
- 9 Receptions:** 16 by Kevin White at Texas/Nov. 8, 2014
- 4 Touchdown Receptions:** 4 by Stedman Bailey vs. Oklahoma/Nov. 17, 2012
- 3 Touchdown Receptions:** 4 by Stedman Bailey vs. Oklahoma/Nov. 17, 2012
- 2 Touchdown Receptions:** 2 by Shelton Gibson vs. Maryland/Sept. 26, 2015
- Two Players with 2 Touchdown Receptions:** 5 by Stedman Bailey and 2 by Tavon Austin vs. Baylor/Sept. 29, 2012
- Double 100-Yard Receivers:** 130 by Shelton Gibson and 121 by Jovon Durante vs. Georgia Southern/Sept. 5, 2015
- Three 100-Yard Receivers:** 303 by Stedman Bailey, 215 by Tavon Austin and 114 by J.D. Woods vs. Baylor/Sept. 29, 2012
- 100 Yards Receiving:** 118 by Shelton Gibson vs. Maryland/Sept. 26, 2016
- 150 Yards Receiving:** 173 by Kevin White vs. Oklahoma/Sept. 20, 2014
- 200 Yards Receiving:** 216 by Kevin White at Maryland/Sept. 13, 2014
- 75-Yard Touchdown Reception:** 79 by Mario Alford from Clint Trickett at Oklahoma State/Oct. 25, 2014
- 50-Yard Touchdown Reception:** 52 by Shelton Gibson from Skyler Howard vs. Liberty/Sept. 12, 2015
- 50-Yard Reception (no touchdown):** 50 by Wendell Smallwood at Maryland/Sept. 13, 2014
- Rushing and Receiving Touchdown:** by Charles Sims at TCU/Nov. 2, 2013
- 2 Rushing and 2 Receiving Touchdowns:** by Steve Slaton at Pitt/Nov. 16, 2006



EdwardMULDROW III



DaikielSHORTS



## The Last Time ...

**Kickoff Return For Touchdown:** 94 yards by Mario Alford vs. Kansas/Oct. 4, 2014  
**Returned Opening Kick for a Touchdown:** 98 yards by Tavon Austin vs. UConn/Oct. 24, 2009  
**Punt Return For Touchdown:** 76 yards by Tavon Austin vs. TCU/Nov. 3, 2012  
**Punt Blocked and Returned For Touchdown:** 1 yard by Thandi Smith (blocked, picked up and returned) at Rutgers/Oct. 8, 2005  
**Punt Blocked:** by Jarrod Harper at Maryland/Sept. 13, 2014  
**Punt Blocked For Touchdown:** Blocked by Jerry White and recovered by Joe Hunter vs. UCF/Nov. 1, 2003  
**Punt Blocked For Safety:** by Jarrod Harper at Maryland/Sept. 13, 2014  
**Interception Return For Touchdown:** 35 yards by KJ Dillon vs. Texas A&M/Dec. 29, 2014  
**Interception Return For Touchdown by a Defensive Lineman:** 19 yards by Keilen Dykes at Syracuse/Oct. 6, 2007  
**Two Interceptions Returned for Touchdown:** by Shawn Hackett (41) and Grant Wiley (22) vs. Boston College/Sept. 2, 2000  
**50-Yard Field Goal:** 54 by Josh Lambert vs. Baylor/Oct. 18, 2014  
**Field Goal Blocked:** by Kyle Rose vs. Kansas State/Nov. 20, 2014  
**Missed an Extra Point:** by Josh Lambert at Kansas State/Oct. 26, 2013  
**Two Interceptions in a Game:** 3 by Karl Joseph vs. Georgia Southern/Sept. 5, 2015  
**Three Interceptions in a Game:** 3 by Karl Joseph vs. Georgia Southern/Sept. 5, 2015  
**Three Interceptions in a Quarter:** 3 by Karl Joseph vs. Georgia Southern/Sept. 5, 2015  
**Four Interceptions in a Game:** 4 by Mike Slater vs. Kentucky/Nov. 1, 1969  
**Intercepted Fumble Returned For Touchdown:** no instance yet found  
**Fumble Returned For Touchdown:** 35 yards by Terrell Chestnut vs. TCU/Nov. 1, 2014  
**Fumble Recovered For Touchdown:** 0 yards by Karl Joseph at Baylor/Oct. 4, 2013  
**Two-Point Conversion By Rush:** Tavon Austin at Iowa State/Nov. 23, 2012  
**Two-Point Conversion By Pass:** Jock Sanders from Geno Smith at Marshall/Sept. 10, 2010  
**Defensive Extra Point:** Matt Taffoni interception return at Pitt/Oct. 15, 1994  
**Extra Point Blocked:** by Rick Sherrod at Maryland/Sept. 29, 2001  
**Team Gained 300 Yards Rushing:** 304 vs. Maryland/Sept. 26, 2015  
**Team Gained 400 Yards Rushing:** 458 vs. Oklahoma/Nov. 17, 2012  
**Team Gained 500 Yards Rushing:** 517 vs. Connecticut/Nov. 24, 2007  
**Team Failed To Gain 100 Yards Rushing:** 28 vs. Alabama/Aug. 30, 2014  
**Team Failed To Gain 50 Yards Rushing:** 28 vs. Alabama/Aug. 30, 2014  
**Team Gained 300 Yards Passing:** 313 vs. Liberty/Sept. 12, 2015  
**Team Gained 400 Yards Passing:** 511 at Maryland/Sept. 13, 2014  
**Team Gained 500 Yards Passing:** 511 at Maryland/Sept. 13, 2014  
**Team Failed To Gain 100 Yards Passing:** 62 vs. Maryland/Sept. 21, 2012  
**Team Gained 500 Yards Total Offense:** 544 vs. Georgia Southern/Sept. 5, 2014  
**Team Gained 600 Yards Total Offense:** 601 vs. Maryland/Sept. 26, 2015  
**Team Gained 700 Yards Total Offense:** 778 vs. Oklahoma/Nov. 17, 2012  
**Team Gained 800 Yards Total Offense:** 807 vs. Baylor/Sept. 29, 2012  
**Team Failed To Gain 200 Yards Total Offense:** 175 vs. Maryland/Sept. 21, 2013  
**Team Failed To Get A First Down:** no instance yet found  
**Team Failed To Get A Rushing First Down:** vs. Texas Western/Nov. 25, 1950  
**Team Failed To Get A Passing First Down:** vs. South Carolina/Dec. 30, 1969  
**Team Failed To Get a Third Down Conversion:** vs. Syracuse (0/10)/Dec. 29, 2012  
**Team Had Six Turnovers:** two interceptions, four fumbles vs. Maryland/Sept. 21, 2013  
**Team Had Five Turnovers:** three interceptions, two fumbles at Oklahoma/Oct. 3, 2015  
**Successful Fake Punt:** 13-yard run by Nick O'Toole vs. Maryland/Sept. 26, 2015  
**Scored 70+ Points:** 70 vs. Baylor/Sept. 29, 2012  
**Scored 60+ Points:** 70 vs. Baylor/Sept. 29, 2012  
**Scored 50+ Points:** 54 vs. Towson/Sept. 6, 2014  
**Scored 40+ Points:** 45 vs. Maryland/Sept. 26, 2015  
**Scored 30+ Points:** 45 vs. Maryland/Sept. 26, 2015  
**Scored 40+ points in a Half:** 49 vs. Clemson/Jan. 4, 2012  
**Scored 30+ points in a Half:** 38 vs. Maryland/Sept. 26, 2015  
**Scored 30+ points in a Quarter:** 35 vs. Clemson (2nd)/Jan. 4, 2012  
**Shutout Recorded:** 44-0 vs. Georgia Southern/Sept. 5, 2015  
**Forced Five Turnovers in a Game:** 6 vs. Maryland/Sept. 26, 2015  
**Forced Six Turnovers in a Game:** 6 vs. Maryland/Sept. 26, 2015  
**Forced Eight Turnovers in a Game:** 8 vs. Rutgers/Nov. 3, 2001  
**Safety Scored:** Jarrod Harper blocked a Maryland punt through the back of the end zone/Sept. 13, 2014  
**Two Safeties Scored:** at Syracuse/Sept. 25, 2000  
**Played An Overtime Game:** L/55-44 (3OT) vs. Iowa State/Nov. 30, 2013  
**Played back-to-back Overtime Games:** L 47-40 (1OT) vs. Texas/Nov. 9, 2013; W 30-27 (1OT) at TCU/Nov. 2, 2013  
**Won Game Without An Offensive TD:** at Syracuse/Sept. 5, 2005  
**Won Game Without a Rushing TD:** vs. Maryland/Sept. 22, 2012



Josh LAMBERT



Jarrod HARPER





## The Last Time ...

### Versus West Virginia ...

**30 Rushing Attempts:** 34 by Samaje Perine of Oklahoma/Sept. 20, 2014

**100 Rushing Yards:** 130 by Brandon Ross of Maryland/Sept. 26, 2015

**200 Rushing Yards:** 242 by Samaje Perine of Oklahoma/Sept. 20, 2014

**75-Yard Run:** 75 by C.J. Brown of Maryland/Sept. 13, 2014

**50-Yard Touchdown Run:** 69 by Justin Stockton of Texas Tech/  
Oct. 11, 2014

**50-Yard Non-Touchdown Run:** 55 by Brandon Ross of Maryland/Sept. 26, 2015

**4 Rushing Touchdowns:** 4 by Samaje Perine of Oklahoma/Sept. 20, 2014

**3 Rushing Touchdowns:** 3 by Johnathan Gray of Texas/Nov. 8, 2014

**2 Players Rushing for 100 Yards:** 126 by T.J. Yeldon and 113 by Derrick  
Henry of Alabama/Aug. 30, 2014

**20 Pass Completions:** 21 by Josh Woodrum of Liberty/Sept. 12, 2015

**30 Pass Completions:** 40 by Casey Pachall of TCU/Nov. 2, 2013

**50 Pass Attempts:** 58 by Casey Pachall of TCU/Nov. 2, 2013

**40 Pass Attempts:** 41 by Daxx Garman of Oklahoma State/Oct. 25, 2014

**30 Pass Attempts:** 32 by Josh Woodrum of Liberty/Sept. 12, 2015

**3 Touchdown Passes:** 3 by Bake Mayfield of Oklahoma/Oct. 3, 2015

**4 Touchdown Passes:** 4 by Kyle Allen of Texas A&M/Dec. 29, 2014

**300 Yards Passing:** 320 by Baker Mayfield of Oklahoma/Oct. 3, 2015

**400 Yards Passing:** 400 by Jake Waters of Kansas State/Nov. 20, 2014

**500 Yards Passing:** 554 by Landry Jones of Oklahoma/Nov. 17, 2012

**100 Yards Rushing & 200 Yards Passing:** by C.J. Brown of Maryland  
(161/241)/Sept. 13, 2014

**100 Yards Rushing & 100 Yards Passing:** by C.J. Brown of Maryland  
(161/241)/Sept. 13, 2014

**300 Yards Total Offense:** 319 by Baker Mayfield of Oklahoma/Oct. 3, 2015

**400 Yards Total Offense:** 413 by Jake Waters of Kansas State/Nov. 20, 2014

**10 Receptions:** 10 by Tyler Lockett of Kansas State/Nov. 20, 2014

**2 Touchdown Receptions:** 2 by Malcome Kennedy of Texas A&M/Dec. 29, 2014

**3 Touchdown Receptions:** 3 by Tyler Lockett of Kansas State/Oct. 26, 2013

**4 Touchdown Receptions:** 4 by Kenny Stills of Oklahoma/Nov. 17, 2012

**100 Yards Receiving:** 107 by Dede Westbrook of Oklahoma/Oct. 3, 2015

**150 Yards Receiving:** 196 by Tyler Lockett of Kansas State/Nov. 20, 2014

**200 Yards Receiving:** 314 by Terrance Williams of Baylor/Sept. 29, 2012

**Double 100-Yard Receivers:** 112 by Curry Sexton and 111 by Tyler Lockett  
of Kansas State/Oct. 26, 2013

**50-Yard Touchdown Reception:** 71 by Durrone Neal of Oklahoma/Oct. 3, 2015

**75-Yard Touchdown Reception:** 76 by Devin Lauderdale of Texas Tech/  
Oct. 11, 2014

**50-Yard Reception (no touchdown):** 54 by Tyler Lockett from Jake Waters  
of Kansas State/Nov. 20, 2014

**Rushing and Receiving Touchdown:** 1 rushing & 1 receiving by Aaron  
Wimberly of Iowa State/Nov. 29, 2014

**Passing and Rushing Touchdown:** by C.J. Brown of Maryland/  
Sept. 13, 2014

**Passing and Receiving Touchdown:** by Trevor Knight of Oklahoma/  
Sept. 20, 2014

**Kickoff Return For Touchdown:** 100 yards Alex Ross of Oklahoma/  
Sept. 20, 2014

**Opening Kickoff Return for Touchdown:** 100 yards by Mardy Gilyard of  
Cincinnati/Nov. 8, 2008

**Punt Return For Touchdown:** 43 yards by Tyler Lockett of Kansas State/  
Nov. 20, 2014

**2 Players Return Punts For Touchdown:** by DeJuan Tribble (41) and Will  
Blackmon (71) of Boston College/Nov. 13, 2004

**Punt Blocked:** blocked by C.J. Crawford of Marshall/Sept. 1, 2012

**Punt Blocked/Recovered in End Zone For Touchdown:** blocked by Alex  
Lewis and recovered in end zone by Kareem Timbers of Wisconsin/  
Aug. 30, 2003

**Punt Blocked/Returned For Touchdown:** blocked by Marcus  
Gildersleeve and returned 17 yards by Ricky Hall of Virginia Tech/  
Oct. 31, 1998

**Interception Return For Touchdown:** 28 yards by A.J. Hendy of Maryland/  
Sept. 21, 2013

**50-Yard Field Goal:** 50 by Brad Craddock of Maryland/Sept. 21, 2013

**Field Goal Blocked:** by Quinton Jefferson of Maryland/Sept. 26, 2015

**Blocked Field Goal Returned For Touchdown:** 82 yards by Andrew  
Johnson of Louisville/Nov. 5, 2011



AdamPANKEY



KyleROSE



## The Last Time ...

- Intercepted Fumble Returned For Touchdown:** 75 yards by Tim Quense of Pitt/Oct. 1, 1983
- Fumble Recovered/Returned For Touchdown:** 41 yards by Jordan Thomas of Oklahoma/Oct. 3, 2015
- Two-Point Conversion By Rush:** by Davin Meggett of Maryland/Sept. 17, 2011
- Two-Point Conversion By Pass:** by E.J. Bibbs from Grant Rohach of Iowa State/Nov. 30, 2013
- Defensive Extra Point:** has not yet occurred
- Extra Point Blocked:** by Travis Britz of Kansas State/Oct. 26, 2013
- Punt Blocked For Safety:** by Chris Nofoaiga of Idaho/Oct. 7, 2000
- Team Gained 400 Yards Rushing:** 468 by Baylor/Oct. 4, 2013
- Team Gained 300 Yards Rushing:** 301 by Oklahoma/Sept. 20, 2014
- Team Gained 200 Yards Rushing:** 235 by Texas A&M/Dec. 29, 2014
- Team Failed To Gain 100 Yards Rushing:** 92 by Liberty/Sept. 12, 2015
- Team Finished With Negative Rushing Yards:** Minus-10 by Maryland/Sept. 18, 2010
- Team Gained 300 Yards Passing:** 320 by Oklahoma/Oct. 3, 2015
- Team Gained 400 Yards Passing:** 400 by Kansas State/Nov. 20, 2014
- Team Failed To Gain 100 Yards Passing:** 29 by Georgia Southern/Sept. 5, 2015
- Team Failed To Gain 50 Yards Passing:** 29 by Georgia Southern/Sept. 5, 2015
- Team Gained 500 Yards Total Offense:** 529 by Texas A&M/Dec. 29, 2014
- Team Failed To Gain 250 Yards Total Offense:** 224 by Georgia Southern/Sept. 5, 2015
- Team Failed To Gain 200 Yards Total Offense:** 176 by Kansas/Oct. 4, 2014
- Team Failed To Gain 100 Yards Total Offense:** 90 by Rutgers/Oct. 12, 2002
- Team Failed To Get A First Down:** no instance yet found
- Team Failed To Get A Rushing First Down:** by Western Michigan/Sept. 7, 1996
- Team Failed To Get A Passing First Down:** by Pitt/Oct. 10, 1981
- Successful Fake Punt:** by Kirby Van Der Kamp of Iowa State/Nov. 30, 2012
- Team Scored 50+ Points:** 52 by Iowa State/Nov. 30, 2013
- Team Scored 40+ Points:** 44 by Oklahoma/Oct. 3, 2015
- Team Scored 30+ Points:** 44 by Oklahoma/Oct. 3, 2015
- Shutout Recorded:** 37-0 by Maryland/Sept. 21, 2013
- Safety Scored:** When WVU's Clint Trickett was sacked in the end zone by Texas' Cedric Reed/Nov. 8, 2014
- Two Safeties Scored:** When WVU's Geno Smith was tackled in the end zone by Syracuse's Cameron Lynch and Siriki Diabate, and when Smith was called for intentional grounding when he was being tackled by Brandon Sharpe/Dec. 29, 2012



JackyMARCELLUS



RickRUMPH



# MOUNTAINEER OFFENSE



## Cody CLAY

Height: 6-4 | Weight: 262 | Class: Redshirt Senior  
Last School: George Washington | Hometown: Alum Creek, W.Va.

### 2015 Notes

- ▶ Has played in 42 career games and started 23

### 2015 Game-By-Game

Opponent	No.	Yards	Avg.	TD	Lg
Ga. Southern	0	0	0	0	0
Liberty	0	0	0	0	0
Maryland	0	0	0	0	0
Oklahoma	0	0	0	0	0
Oklahoma State					
Baylor					
TCU					
Texas Tech					
Texas					
Kansas					
Iowa State					
Kansas State					
Total	0	0	0	0	0

### 2015 Single-Game Bests

Receptions .....  
 Receiving Yards .....  
 Receiving Touchdowns .....  
 Long Reception.....

### Career Bests

Receptions .....3 vs. Oklahoma State ('13)  
 Receiving Yards ..... 27 vs. Oklahoma State ('13)  
 Receiving Touchdowns ..... 1 at TCU ('13)  
 Long Reception.....21 at Iowa State ('14)

### Clay's Receiving Statistics

Year	Games	No.	Yards	Avg.	TD	Long
2015	4	0	0	0	0	0
2014	13	7	65	9.3	0	21
2013	12	9	73	8.1	1	12
2012	13	2	29	14.5	0	19
Totals	42	18	167	9.3	1	21



## William CREST JR.

Height: 6-2 | Weight: 212 | Class: Redshirt Freshman  
Last School: Dunbar | Hometown: Baltimore, Md.

### 2015 Notes

- ▶ Played in one game in 2014 before sustaining season-ending shoulder injury
- ▶ Relieved of Skyler Howard against Maryland and rushed for a career-high 28 yards
- ▶ Went 6-for-6 against Liberty for 50 yards, including a career-long 23 connection with Jacky Marcellus
- ▶ Rushed four times for 24 yards and a touchdown against Georgia Southern

### 2015 Game-By-Game

Opponent	Comp.	Att.	Int.	Pct.	Yards	TDs	Long
Ga. Southern	0	1	0	.000	0	0	0
Liberty	6	6	0	1.00	50	0	23
Maryland	2	4	0	.500	3	0	7
Oklahoma				DNP			
Oklahoma St.							
Baylor							
TCU							
Texas Tech							
Texas							
Kansas							
Iowa State							
Kansas State							
Totals	8	11	0	.727	53	0	23

### 2015 Single-Game Bests


Rushing Yards..... 28 vs. Maryland  
 Rushing Attempts ..... 5 vs. Liberty  
 Rushing Touchdowns..... 1 vs. Georgia Southern  
 Long Rush ..... 23 vs. Georgia Southern  
 Passing Attempts..... 6 vs. Liberty  
 Passing Completions..... 6 vs. Liberty  
 Passing Yards..... 50 vs. Liberty  
 Passing Touchdowns.....  
 Long Completion ..... 23 vs. Liberty

### Crest Jr.'s Passing Statistics

Year	Games	C/A	Pct.	Yards	TD	Int.	Long
2015	3	8/11	.727	53	0	0	23

### Crest Jr.'s Rushing Statistics

Year	Games	Att.	Yards	Avg.	TD	Long
2015	3	12	36	3.0	1	17



## Jovon DURANTE

Height: 6-0 | Weight: 165 | Class: Freshman  
Last School: Miramar | Hometown: Miami, Fla.

### 2015 Notes

- ▶ Saw first collegiate action as true freshman against Georgia Southern
- ▶ Jumped for a one-yard TD catch at Oklahoma; finished with a team-best four receptions
- ▶ Finished with two catches against Maryland
- ▶ Nabbed second career touchdown on 10-yard catch against Liberty; finished with a game-high seven receptions
- ▶ Finished with three catches for 121 yards and a touchdowns against Georgia Southern with a long of 57 yards
- ▶ First collegiate catch was a 41-yard touchdown
- ▶ Also finished with a 23-yard reception

### 2015 Game-By-Game

Opponent	No.	Yards	Avg.	TD	Lg
Ga. Southern	3	121	40.3	1	57
Liberty	6	43	7.17	1	11
Maryland	2	18	9.0	0	15
Oklahoma	4	44	11.0	1	34
Oklahoma State					
Baylor					
TCU					
Texas Tech					
Texas					
Kansas					
Iowa State					
Kansas State					
Totals	15	226	15.1	3	57


### 2015 Single-Game Bests

Receptions .....6 vs. Liberty  
 Receiving Yards ..... 121 vs. Georgia Southern  
 Receiving Touchdowns ..... 1(3 times)  
 Long Reception .....57 vs. Georgia Southern

### Durante's Receiving Statistics

Year	Games	No.	Yards	Avg.	TD	Long
2015	4	15	226	15.1	3	57





## Shelton GIBSON

**Height:** 5-11 | **Weight:** 193 | **Class:** Redshirt Sophomore  
**Last School:** Cleveland Heights | **Hometown:** Cleveland, Ohio

### 2015 Notes

- ▶ Has played in 16 career games and started four
- ▶ Earned first career start against Georgia Southern
- ▶ Ranks No. 5 in the NCAA, No. 1 in the Big 12, in yards per catch (24.27)
- ▶ Ranks No. 18 in the NCAA, No. 4 in the Big 12, in receiving TDs (4)
- ▶ Ranks No. 5 in the Big 12 in receiving yards/game (91.0)
- ▶ Ranks No. 10 in the Big 12 in all-purpose yards/game (104.8)
- ▶ Doubled his career touchdown numbers with two against Maryland; first Mountaineer to catch two TDs in one game since Mario Alford did so at Iowa State on Nov. 29, 2014
- ▶ Finished with a career-high six catches vs. UMD
- ▶ Second touchdown of season was a long bomb, as he caught a 52-yard pass from Skyler Howard for team's first TD against Liberty; finished with a game-best 81 yards receiving
- ▶ Along with Jovon Durante (121), netted first career 100-yard receiving game vs. Georgia Southern
- ▶ Connected with Skyler Howard for a 26-yard touchdown against Georgia Southern for first career score; also caught a career-long 57-yard reception

### 2015 Game-By-Game

Opponent	No.	Yards	Avg.	TD	Lg
Ga. Southern	3	130	43.3	1	57
Liberty	3	81	27.0	1	52
Maryland	6	118	19.67	2	41
Oklahoma	3	35	11.7	0	18
Oklahoma State					
Baylor					
TCU					
Texas Tech					
Texas					
Kansas					
Iowa State					
Kansas State					
<b>Totals</b>	<b>15</b>	<b>364</b>	<b>24.3</b>	<b>4</b>	<b>57</b>

### 2015 Single-Game Bests

Receptions .....6 vs. Maryland  
 Receiving Yards .....130 vs. Georgia Southern  
 Receiving Touchdowns .....2 vs. Maryland ('15)  
 Long Reception .....57 vs. Georgia Southern

### Career Bests

Receptions .....6 vs. Maryland ('15)  
 Receiving Yards .....130 vs. GSU ('15)  
 Receiving Touchdowns .....2 vs. Maryland ('15)  
 Long Reception .....57 vs. GSU ('15)

### Gibson's Receiving Statistics

Year	Games	No.	Yards	Avg.	TD	Long
2015	4	15	364	24.3	4	57
2014	12	4	60	15.0	0	47
<b>Totals</b>	<b>16</b>	<b>19</b>	<b>424</b>	<b>22.3</b>	<b>4</b>	<b>57</b>



## Skyler HOWARD

**Height:** 6-0 | **Weight:** 206 | **Class:** Junior  
**Last School:** Riverside CC | **Hometown:** Forth Worth, Texas

### 2015 Notes

- ▶ Has played in eight career games and started six
- ▶ Has thrown at least three touchdowns in four of six career starts
- ▶ No. 11 in the NCAA, No. 4 in the Big 12, in passing efficiency (165.1)
- ▶ Ranks No. 11 in the NCAA, No. 4 in the Big 12, in yards per pass attempt (9.39)
- ▶ Ranks No. 16 nationally, No. 6 in the Big 12, in passing yards completion (14.52)
- ▶ Ranks No. 24 in the NCAA, No. 6 in the Big 12, in total offense (297.5)
- ▶ Also ranks No. 15 in NCAA, No. 5 in Big 12, in passing TDs (10), No. 17 in NCAA and No. 25 in NCAA, No. 6 in Big 12, in passing yards/game (272.3)
- ▶ Earned first career rushing touchdown with 50-yard run on fourth-and-two in third quarter at Oklahoma; it was a career-long run and WVU's longest rush from scrimmage this year
- ▶ Threw a career-high four TDs against Maryland; also completed a career-high 21 passes for second straight week
- ▶ Completed a career-high 21 passes against Liberty, including a string of 14 straight completions
- ▶ Went 16-25 for a career-best 359 passing yards and threw two touchdowns against Georgia Southern in first career start at Milan Puskar Stadium
- ▶ Connected with Shelton Gibson and Jovon Durante on 57-yard tosses against Georgia Southern

### 2015 Game-By-Game

Opponent	Comp.	Att.	Int.	Pct.	Yards	TDs	Long
Ga. Southern	16	25	0	.640	359	2	57
Liberty	21	26	0	.808	263	3	52
Maryland	21	33	1	.636	294	4	41
Oklahoma	17	32	3	.531	173	1	34
Oklahoma St.							
Baylor							
TCU							
Texas Tech							
Texas							
Kansas							
Iowa State							
Kansas State							
<b>Totals</b>	<b>75</b>	<b>116</b>	<b>4</b>	<b>.647</b>	<b>1089</b>	<b>10</b>	<b>57</b>

### 2015 Single-Game Bests

Rushing Yards .....68 vs. Liberty  
 Rushing Attempts .....12 vs. Liberty, Maryland  
 Rushing Touchdowns .....1 at Oklahoma  
 Long Rush .....50 at Oklahoma  
 Passing Attempts .....33 vs. Maryland  
 Passing Completions .....21 vs. Liberty, Maryland  
 Passing Yards .....359 vs. Georgia Southern  
 Passing Touchdowns .....4 vs. Maryland  
 Long Completion .....57 vs. Georgia Southern

### Career Bests

Rushing Yards .....69 at Iowa State ('14)  
 Rushing Attempts .....12 vs. Liberty ('15), Maryland ('15)  
 Rushing Touchdowns .....1 at Oklahoma ('15)  
 Long Rush .....50 at Oklahoma ('15)  
 Passing Attempts .....45 vs. Texas A&M ('14)  
 Passing Completions .....21 (3 times)  
 Passing Yards .....359 vs. Georgia Southern ('15)  
 Passing Touchdowns .....4 vs. Maryland ('15)  
 Long Completion .....57 vs. Georgia Southern ('15)

### Howard's Passing Statistics

Year	Games	C/A	Pct.	Yards	TD	Int.	Long
2015	4	75/116	.647	1,089	10	4	57
2014	4	56/110	.509	829	8	0	53
<b>Totals</b>	<b>8</b>	<b>131/226</b>	<b>.580</b>	<b>1,918</b>	<b>18</b>	<b>4</b>	<b>57</b>

### Howard's Rushing Statistics

Year	Games	Att.	Yards	Avg.	TD	Long
2015	4	44	101	2.3	1	50
2014	4	22	140	6.4	0	24
<b>Totals</b>	<b>8</b>	<b>66</b>	<b>241</b>	<b>3.7</b>	<b>1</b>	<b>50</b>



## Gary JENNINGS

Height: 6-1 | Weight: 206 | Class: Freshman  
Last School: Colonial Forge | Hometown: Stafford, Va.

### 2015 Notes

- ▶ Has played in four games
- ▶ Caught a career-high four receptions against Liberty

### 2015 Game-By-Game


Opponent	No.	Yards	Avg.	TD	Lg
Ga. Southern	0	0	0	0	0
Liberty	4	28	7.0	0	11
Maryland	0	0	0	0	0
Oklahoma	0	0	0	0	0
Oklahoma State					
Baylor					
TCU					
Texas Tech					
Texas					
Kansas					
Iowa State					
Kansas State					
<b>Totals</b>	<b>4</b>	<b>28</b>	<b>7.0</b>	<b>0</b>	<b>11</b>

### 2015 Single-Game Bests

Receptions .....4 vs. Liberty  
 Receiving Yards .....28 vs. Liberty  
 Receiving Touchdowns .....  
 Long Reception .....11 vs. Liberty

### Jennings' Receiving Statistics

Year	Games	No.	Yards	Avg.	TD	Long
2015	4	4	28	7.0	0	11



## Devonte MATHIS

Height: 6-1 | Weight: 209 | Class: Redshirt Junior  
Last School: Miramar | Hometown: Miami, Fla.

### 2015 Notes

- ▶ Has played in 19 career games
- ▶ Grabbed two catches for the third straight week with a pair of receptions at Oklahoma
- ▶ Caught two receptions against Liberty
- ▶ Finished with two catches for 20 yards against Maryland with a season-long reception of 13 yards

### 2015 Game-By-Game

Opponent	No.	Yards	Avg.	TD	Lg
Ga. Southern	0	0	0	0	0
Liberty	2	4	2.0	0	3
Maryland	2	20	10.0	0	13
Oklahoma	2	23	11.5	0	14
Oklahoma State					
Baylor					
TCU					
Texas Tech					
Texas					
Kansas					
Iowa State					
Kansas State					
<b>Totals</b>	<b>6</b>	<b>47</b>	<b>7.8</b>	<b>0</b>	<b>14</b>

### 2015 Single-Game Bests

Receptions .....2 (3 times)  
 Receiving Yards .....23 at Oklahoma  
 Receiving Touchdowns .....  
 Long Reception .....14 at Oklahoma

### Mathis' Career Bests

Receptions .....4 vs. William & Mary ('13)  
 Receiving Yards .....44 vs. William & Mary ('13)  
 Receiving Touchdowns .....  
 Long Reception .....19 vs. Texas ('13)

### Mathis' Receiving Statistics

Year	Games	No.	Yards	Avg.	TD	Long
2015	4	6	47	7.8	0	14
2014	8	0	0	0	0	0
2013	8	7	82	11.7	0	19
<b>Totals</b>	<b>20</b>	<b>13</b>	<b>129</b>	<b>9.9</b>	<b>0</b>	<b>19</b>



## Rushel SHELL

Height: 5-10 | Weight: 224 | Class: Redshirt Junior  
Last School: Pitt | Hometown: Hopewell, Pa.

### 2015 Notes

- ▶ Has played in 16 games and started nine
- ▶ Netted 72 yards on a season-high 20 carries at Oklahoma; day included a 5-yard TD run, WVU's first score of game
- ▶ Productive against Maryland, gaining a season-high 77 yards on 15 rushes, also a season high, and scored on a two-yard run
- ▶ Had 110 all-purpose yards against the Terps
- ▶ Also gained a season-high 33 yards on two catches against UMD
- ▶ Gained 42 yards on eight carries, including a six-yard score, against Georgia Southern

### 2015 Game-By-Game

Opponent	Att.	Net.	Avg.	TD	Lg	Rec.	Yds.	TD
Ga. Southern	8	42	5.2	1	9	0	0	0
Liberty	11	27	2.5	0	5	1	11	0
Maryland	15	77	5.1	1	23	2	33	0
Oklahoma	20	72	3.6	1	15	0	0	0
Oklahoma State								
Baylor								
TCU								
Texas Tech								
Texas								
Kansas								
Iowa State								
Kansas State								
<b>Totals</b>	<b>54</b>	<b>218</b>	<b>4.0</b>	<b>3</b>	<b>23</b>	<b>3</b>	<b>44</b>	<b>0</b>

### 2015 Single-Game Bests

Rushing Yards .....77 vs. Maryland  
 Rushing Attempts .....20 at Oklahoma  
 Rushing Touchdowns .....1 (3 times)  
 Long Rush .....23 vs. Maryland  
 Receptions .....2 vs. Maryland  
 Receiving Yards .....33 vs. Maryland  
 Receiving Touchdowns .....  
 Long Reception .....16 vs. Maryland

### Career Highs

Rushing Yards .....146 at Iowa State ('14)  
 Rushing Attempts .....27 at Maryland ('14)  
 Rushing Touchdowns .....2 at Texas Tech ('14)  
 Long Rush .....54 at Iowa State ('14)  
 Receptions .....4 vs. Towson ('14)  
 Receiving Yards .....47 vs. Towson ('14)  
 Receiving Touchdowns .....  
 Long Reception .....19 vs. Alabama ('14)

### Shell's Rushing Statistics

Year	Games	Att.	Yards	Avg.	TD	Long
2015	4	54	218	4.0	3	23
2014	12	176	788	4.5	7	54
<b>Totals</b>	<b>16</b>	<b>230</b>	<b>1006</b>	<b>4.4</b>	<b>10</b>	<b>54</b>

### Shell's Receiving Statistics

Year	Games	No.	Yards	Avg.	TD	Long
2015	4	3	44	14.7	0	16
2014	12	21	140	6.7	0	19
<b>Totals</b>	<b>16</b>	<b>24</b>	<b>184</b>	<b>7.7</b>	<b>0</b>	<b>19</b>





## Daikiel SHORTS JR.

Height: 6-1 | Weight: 201 | Class: junior

Last School: Eastern Christian | Hometown: Clayton, N.J.

### 2015 Notes

- ▶ Has played in 29 career games and started 16
- ▶ Had three catches for 33 yards, a touchdown and a long of 17 yards against Maryland
- ▶ Grabbed a season-high four catches against Liberty and finished second on the team with 78 yards receiving
- ▶ Finished third on the team with 55 receiving yards against Georgia Southern

### 2015 Game-By-Game

Opponent	No.	Yards	Avg.	TD	Lg
Ga. Southern	3	55	18.3	0	26
Liberty	5	95	19.0	0	29
Maryland	3	33	11.0	1	17
Oklahoma	2	17	8.5	0	14
Oklahoma State					
Baylor					
TCU					
Texas Tech					
Texas					
Kansas					
Iowa State					
Kansas State					
Totals	13	200	15.4	1	29

### 2015 Single-Game Bests

Receptions ..... 5 vs. Liberty  
 Receiving Yards ..... 95 vs. Liberty  
 Receiving Touchdowns .....  
 Long Reception ..... 29 vs. Liberty

### Career Bests

Receptions ..... 9 vs. Texas Tech ('13)  
 Receiving Yards ..... 98 at TCU ('13)  
 Receiving Touchdowns ..... 2 vs. Georgia State ('13)  
 Long Reception ..... 38 at TCU ('13)

### Shorts' Receiving Statistics

Year	Games	No.	Yards	Avg.	TD	Long
2015	4	13	200	15.4	1	29
2014	13	24	346	14.4	2	29
2013	12	45	495	11.0	2	38
Totals	29	82	1041	12.7	5	38



## Wendell SMALLWOOD

Height: 5-11 | Weight: 202 | Class: Junior

Last School: Eastern Christian | Hometown: Wilmington, Del.

### 2015 Notes

- ▶ Has played in 29 games and started 14
- ▶ Ranks No. 28 nationally, No. 2 in Big 12, in rushing yards/game (110.5)
- ▶ No. 5 in the Big 12 in all-purpose yards/game (130.0)
- ▶ Ran for 100+ yards for the second straight game with a team-best 111 yards at Oklahoma
- ▶ Gained a career-high 147 yards on 22 rushes against Maryland; also added a four-yard rushing TD
- ▶ Finished with a game-best 170 all-purpose yards vs. UMD
- ▶ Finished with a game-high 112 all-purpose yards against Liberty, including a game-high 88 yards rushing
- ▶ Single-game career best two touchdowns against Liberty, including a fumble recovery in the end zone
- ▶ Netted 119 all-purpose yards against Georgia Southern, including a game-best 96 yards rushing
- ▶ First touchdown of season came on 19-yard run against Georgia Southern

### 2015 Game-By-Game

Opponent	Att.	Net.	Avg.	TD	Lg	Rec.	Yds.	TD
Ga. Southern	11	96	8.7	1	19	4	23	0
Liberty	15	88	5.9	2	14	4	24	0
Maryland	22	147	6.7	1	25	2	23	0
Oklahoma	22	111	5.0	0	21	3	8	0
Oklahoma State								
Baylor								
TCU								
Texas Tech								
Texas								
Kansas								
Iowa State								
Kansas State								
Totals	70	442	6.3	4	25	13	78	0

### 2015 Single-Game Bests

Rushing Yards ..... 147 vs. Maryland  
 Rushing Attempts ..... 22 vs. Maryland, at Oklahoma  
 Rushing Touchdowns ..... 2 vs. Liberty  
 Long Rush ..... 25 vs. Maryland  
 Receptions ..... 4 vs. Georgia Southern, Liberty  
 Receiving Yards ..... 24 vs. Liberty  
 Receiving Touchdowns .....  
 Long Reception ..... 13 vs. Maryland

### Career Bests


Rushing Yards ..... 147 vs. Maryland ('15)  
 Rushing Attempts ..... 23 at Oklahoma State ('14)  
 Rushing Touchdowns ..... 2 vs. Liberty ('15)  
 Long Rush ..... 38 vs. Georgia State ('13)  
 Receptions ..... 6 vs. Alabama ('14)  
 Receiving Yards ..... 73 vs. Alabama ('14)  
 Long Reception ..... 50 at Maryland ('14)

### Smallwood's Rushing Statistics

Year	Games	Att.	Yards	Avg.	TD	Long
2015	4	70	442	6.3	4	25
2014	13	148	722	4.9	2	35
2013	12	39	221	5.7	1	38
Totals	29	257	1385	5.4	7	38

### Smallwood's Receiving Statistics

Year	Games	No.	Yards	Avg.	TD	Long
2015	4	13	78	6.0	0	13
2014	13	30	321	10.7	0	50
2013	12	11	132	12.0	0	30
Totals	29	55	536	9.7	0	50



## Jordan THOMPSON

Height: 5-7 | Weight: 175 | Class: Senior  
Last School: Katy | Hometown: Katy, Texas

### 2015 Notes

- ▶ Has played in 40 games and started 15
- ▶ Paced the team with a season-high 46 yards receiving at Oklahoma, including a season-long catch of 20 yards
- ▶ Netted 42 yards receiving against Maryland
- ▶ Averaged 10 yards per catch against Georgia Southern

### 2015 Game-By-Game

Opponent	No.	Yards	Avg.	TD	Lg
Ga. Southern	3	30	10.0	0	14
Liberty	0	0	0	0	0
Maryland	3	42	14.0	0	17
Oklahoma	3	46	15.3	0	20
Oklahoma State					
Baylor					
TCU					
Texas Tech					
Texas					
Kansas					
Iowa State					
Kansas State					
<b>Totals</b>	<b>9</b>	<b>118</b>	<b>13.1</b>	<b>0</b>	<b>20</b>

### 2015 Single-Game Bests

Receptions .....	3 (3 times)
Receiving Yards .....	46 at Oklahoma
Receiving Touchdowns .....	
Long Reception .....	20 at Oklahoma

### Career Highs

Receptions .....	7 vs. TCU ('14)
Receiving Yards .....	109 at Texas Tech ('14)
Receiving Touchdowns .....	1 vs. Towson ('14), at Texas Tech ('14)
Long Reception .....	56 at Texas Tech ('14)

### Thompson's Receiving Statistics

Year	Games	No.	Yards	Avg.	TD	Long
2015	4	9	118	13.1	0	20
2014	13	49	598	12.2	2	56
2013	10	23	178	7.7	0	17
2012	13	13	85	6.5	0	15
<b>Totals</b>	<b>40</b>	<b>94</b>	<b>979</b>	<b>10.4</b>	<b>2</b>	<b>56</b>



## Elijah WELLMAN

Height: 6-2 | Weight: 234 | Class: Redshirt Sophomore  
Last School: Spring Valley | Hometown: Huntington, W.Va..

### 2015 Notes

- ▶ Has played in 16 career games
- ▶ Earned first career start at Oklahoma
- ▶ Opened the Mountaineers' scoring against Maryland with a 7-yard TD reception, his second score in as many games
- ▶ Made the most of one catch against Liberty, connecting with William Crest for a 4-yard touchdown

### 2015 Game-By-Game

Opponent	Att.	Net.	Avg.	TD	Lg	Rec.	Yds.	TD
Ga. Southern	0	0	0	0	0	0	0	0
Liberty	0	0	0	0	0	1	4	1
Maryland	0	0	0	0	0	1	7	1
Oklahoma	0	0	0	0	0	0	0	0
Oklahoma State								
Baylor								
TCU								
Texas Tech								
Texas								
Kansas								
Iowa State								
Kansas State								
<b>Totals</b>	<b>0</b>	<b>0</b>	<b>0</b>	<b>0</b>	<b>0</b>	<b>2</b>	<b>11</b>	<b>2</b>

### 2015 Single-Game Bests

Rushing Yards .....	
Rushing Attempts .....	
Rushing Touchdowns .....	
Long Rush .....	
Receptions .....	1 vs. Liberty, Maryland
Receiving Yards .....	7 vs. Maryland
Receiving Touchdowns .....	1 vs. Liberty, Maryland
Long Reception .....	7 vs. Maryland

### Career Highs

Rushing Yards .....	2 vs. Towson ('14), at Maryland ('14)
Rushing Attempts .....	1 vs. Towson ('14), at Maryland ('14)
Rushing Touchdowns .....	
Long Rush .....	2 vs. Towson ('14), at Maryland ('14)
Receptions .....	1 (6 times)
Receiving Yards .....	10 vs. Alabama ('14)
Receiving Touchdowns .....	1 (3 times)
Long Reception .....	10 vs. Alabama ('14)

### Wellman's Rushing Statistics

Year	Games	Att.	Yards	Avg.	TD	Long
2015	4	0	0	0	0	0
2014	12	2	4	2.0	0	2
<b>Totals</b>	<b>16</b>	<b>2</b>	<b>4</b>	<b>2.0</b>	<b>0</b>	<b>2</b>

### Wellman's Receiving Statistics

Year	Games	No.	Yards	Avg.	TD	Long
2015	4	2	11	5.5	2	7
2014	12	4	11	2.8	1	10
<b>Totals</b>	<b>16</b>	<b>6</b>	<b>22</b>	<b>3.7</b>	<b>3</b>	<b>10</b>

### WVU'S MULTI 100-YARD RECEIVING GAMES

Season	2 100-yard Receivers	3 100-yard Receivers	Total
2015	1	0	1
2014	3	0	3
2012	2	1	3
2011	3	1	4
1998	1	0	1
1997	1	0	1
1996	2	0	2
1995	2	0	2
1994	1	0	1
1993	2	0	2
1972	1	0	1

### WVU'S MULTI 100-YARD RECEIVING GAMES

Date	Opponent	Result
9/5/15	Georgia Southern Shelton Gibson (3/130/1) Jovon Durante (3/121/1)	W/44-0
10/11/14	at Texas Tech Kevin White (13/123/1) Jordan Thompson (6/109/1)	W, 37-34
9/20/14	Oklahoma Kevin White (10/173/1) Mario Alford (7/101/1)	L, 33-45
9/13/14	at Maryland Kevin White (13/216/1) Mario Alford (11/131/2)	W, 40-37
12/1/12	Kansas Stedman Bailey (11/159/2) Tavon Austin (4/110/0)	W, 59-10
9/29/12	Baylor Stedman Bailey (13/303/5) Tavon Austin (14/215/2) J.D. Woods (13/114/1)	W, 70-63
9/15/12	James Madison Stedman Bailey (13/173/3) Tavon Austin (11/113/1)	W, 42-12
11/12/11	at Cincinnati Tavon Austin (9/126/0) Stedman Bailey (6/104/1)	W, 24-21
10/8/11	Connecticut Stedman Bailey (7/178/2) Ivan McCartney (6/131/0)	W, 43-16
9/24/11	LSU Tavon Austin (11/187/0) Stedman Bailey (8/115/1)	L, 21-47
9/17/11	at Maryland Tavon Austin (11/122/0) Stedman Bailey (8/113/1) Ivan McCartney (8/101/0)	W, 37-31
11/27/98	at Pitt Shawn Foreman (5/115/1) Khorri Ivy (6/113/2)	W, 52-14
12/29/97	Georgia Tech Jerry Porter (4/124/2) Shawn Foreman (12/110/0)	L, 30-35
11/9/96	at Rutgers David Saunders (11/178/2) Shawn Foreman (6/164/2)	W, 55-14
10/5/96	Boston College David Saunders (8/191/1) Rahsaan Vanterpool (9/152/1)	W, 34-17
11/4/95	Rutgers David Saunders (8/149/2) Lovett Purnell (3/134/2)	W, 59-26
9/2/95	Purdue Lovett Purnell (8/149/0) David Saunders (6/130/0)	L, 24-26
10/15/94	at Pitt Rahsaan Vanterpool (9/205/2) Zach Abraham (6/180/2)	W, 47-41
11/6/93	Rutgers Mike Baker (8/172/2) Jay Kearney (4/106/0)	W, 58-22
9/18/93	at Maryland Mike Baker (8/126/1) Jay Kearney (3/104/1)	W, 42-37
9/23/72	at Virginia Marshall Mills (7/132/1) Danny Buggs (3/113/2)	W, 48-10





**Dravon ASKEW-HENRY**

Height: 5-11 | Weight: 202 | Class: Sophomore  
Last School: Aliquippa | Hometown: Aliquippa, Pa.

**2015 Notes**

- ▶ Started all 13 games as a true freshman in 2014 and has four starts in 2015
- ▶ Ranks No. 7 in the Big 12 in interceptions per game
- ▶ Led the team with a career-best seven tackles vs. Liberty
- ▶ Had an interception with four tackles, three solo, and assisted on one tackle for loss vs. Georgia Southern

**2015 Game-By-Game**

Opponent	UT/AT/TT	TFL	Sacks	FF	FR	Int	PBU
Ga. Southern	3/1/4	0.5/1	0	0	0	1	0
Liberty	6/1/7	0	0	0	0	0	0
Maryland	1/0/1	0	0	0	0	0	0
Oklahoma	2/1/3	0	0	0	0	0	0
Oklahoma St.							
Baylor							
TCU							
Texas Tech							
Texas							
Kansas							
Iowa State							
Kansas State							

**2015 Season-Game Bests**

Unassisted Tackles.....6 vs. Liberty  
Assisted Tackles.....1 vs. Georgia Southern, vs. Liberty  
Total Tackles.....7 vs. Liberty  
Tackles For Loss.....0.5 vs. Georgia Southern  
Sacks .....  
Forced Fumbles.....  
Fumble Recoveries.....  
Interceptions.....1 vs. Georgia Southern  
Pass Breakups.....

**Career Highs**

Unassisted Tackles.....8 vs. Texas A&M ('14)  
Assisted Tackles.....3 vs. Alabama ('14)  
Total Tackles.....7 vs. Liberty ('15)  
Tackles For Loss.....1 vs. Kansas State ('14)  
Sacks .....  
Forced Fumbles.....  
Fumble Recoveries.....  
Interceptions.....2 at Oklahoma State ('14)  
Pass Breakups.....1 vs. Kansas (14); Texas A&M ('14)

**Askew-Henry's Defensive Statistics**

Year	GP	T/A/TT	TFL	Sacks	INT	PB	FF	FR
2015	4	12/3/15	0.5/1	0	1	0	0	0
2014	13	36/9/45	1/3	0	2	2	0	0
Totals	17	48/12/60	1.5/4	0	3	2	0	0



**Jared BARBER**

Height: 6-0 | Weight: 232 | Class: Redshirt Senior  
Last School: Davie | Hometown: Mocksville, N.C.

**2015 Notes**

- ▶ Has played in 35 games and started 16
- ▶ Returned after missing the entire 2014 season with a knee injury sufferend in 2013 against Texas
- ▶ Had six tackles and assisted on a sack at Oklahoma
- ▶ Had a team-high five tackles with a tackle for loss vs. Maryland
- ▶ Missed Liberty game after sustaining shoulder injury against Georgia Southern
- ▶ Had 1.5 tackles for loss of five yards and totalled three tackles vs. Georgia Southern.

**2015 Game-By-Game**

Opponent	UT/AT/TT	TFL	Sacks	FF	FR	Int	PBU
Ga. Southern	2/1/3	1.5/5	0	0	0	0	0
Liberty							
Maryland	4/1/5	1.0/1	0	0	0	0	0
Oklahoma	1/5/6	0.5/2	0.5/2	0	0	0	0
Oklahoma St.							
Baylor							
TCU							
Texas Tech							
Texas							
Kansas							
Iowa State							
Kansas State							

**2015 Season-Game Bests**

Unassisted Tackles.....4 vs. Maryland  
Assisted Tackles.....5 at Oklahoma  
Total Tackles.....6 at Oklahoma  
Tackles For Loss.....1.5 vs. Georgia Southern  
Sacks .....0.5 at Oklahoma  
Forced Fumbles.....  
Fumble Recoveries.....  
Interceptions.....  
Pass Breakups.....

**Career Highs**

Unassisted Tackles.....8 at Baylor (13); vs. Texas ('13)  
Assisted Tackles.....6 vs. Texas ('13)  
Total Tackles.....14 vs. Texas ('13)  
Tackles For Loss.....2 vs. Kansas State ('12)  
Sacks .....1 vs. Kansas State ('12)  
Forced Fumbles.....1 vs. Texas ('13)  
Fumble Recoveries.....1 vs. TCU ('12); 1 at TCU ('13)  
Interceptions.....  
Pass Breakups.....2 vs. Clemson ('11)

**Barber's Defensive Statistics**

Year	GP	T/A/TT	TFL	Sacks	INT	PB	FF	FR
2015	3	7/7/14	3.0/8	0.5/2	0	0	0	0
2013	10	43/28/71	5/14	0	0	2	1	1
2012	10	18/16/34	2.5/13	1/9	0	1	0	1
2011	12	13/10/23	2/6	0	0	3	0	0
Totals	35	81/61/142	11/36	1.5/11	0	6	1	2



**Al-Rasheed BENTON**

Height: 6-1 | Weight: 235 | Class: Redshirt Sophomore  
Last School: Shabazz | Hometown: Newark, N.J.

**2015 Notes**

- ▶ Has played in 17 career games with one start
- ▶ Recorded three tackles with one TFL vs. Maryland
- ▶ Earned first start against Liberty
- ▶ Named WVU Defensive Player of the Game after finishing with seven tackles, including five solo and two TFLs
- ▶ Had two tackles, including one TFL vs. Georgia Southern

**2015 Game-By-Game**

Opponent	UT/AT/TT	TFL	Sacks	FF	FR	Int	PBU
Ga. Southern	2/0/2	1.0/3	0	0	0	0	0
Liberty	5/2/7	2.0/4	0	0	0	0	0
Maryland	2/1/3	1.0/1	0	0	0	0	0
Oklahoma	0/0/0	0	0	0	0	0	0
Oklahoma St.							
Baylor							
TCU							
Texas Tech							
Texas							
Kansas							
Iowa State							
Kansas State							

**2015 Season-Game Bests**

Unassisted Tackles.....5 vs. Liberty  
Assisted Tackles.....2 vs. Liberty  
Total Tackles.....7 vs. Liberty  
Tackles For Loss.....2.0 vs. Georgia Southern  
Sacks .....  
Forced Fumbles.....  
Fumble Recoveries.....  
Interceptions.....  
Pass Breakups.....

**Career Highs**

Unassisted Tackles.....5 vs. Liberty ('15)  
Assisted Tackles.....2 vs. Liberty ('15); Towson ('14)  
Total Tackles.....7 vs. Liberty ('15)  
Tackles For Loss.....2.0 vs. Georgia Southern ('15)  
Sacks .....  
Forced Fumbles.....  
Fumble Recoveries.....  
Interceptions.....  
Pass Breakups.....

**Benton's Defensive Statistics**

Year	GP	T/A/TT	TFL	Sacks	INT	PB	FF	FR
2015	4	9/3/12	4/8	0	0	0	0	0
2014	13	3/3/6	0	0	0	0	0	0
Totals	17	12/6/18	4/8	0	0	0	0	0



## Christian **BROWN**

Height: 6-2 | Weight: 290 | Class: Redshirt Junior  
Last School: Bridgeton (NJ) | Hometown: Fort Myers, Fla.

### 2015 Notes

- ▶ Has played in 30 career games with five starts
- ▶ Recorded one tackle for loss vs. Liberty
- ▶ Had four tackles, three solo, vs. Georgia Southern

### 2015 Game-By-Game

Opponent	UT/AT/TT	TFL	Sacks	FF	FR	Int	PBU
Ga. Southern	3/1/4	0	0	0	0	0	0
Liberty	2/0/2	1.0/2	0	0	0	0	0
Maryland	2/0/2	0	0	0	0	0	0
Oklahoma	0/0/0	0	0	0	0	0	0
Oklahoma St.							
Baylor							
TCU							
Texas Tech							
Texas							
Kansas							
Iowa State							
Kansas State							

### 2015 Season-Game Bests

Unassisted Tackles..... 3 vs. Georgia Southern  
 Assisted Tackles..... 1 vs. Georgia Southern  
 Total Tackles..... 4 vs. Georgia Southern  
 Tackles For Loss..... 1.0 vs. Liberty  
 Sacks .....  
 Forced Fumbles.....  
 Fumble Recoveries.....  
 Interceptions.....  
 Pass Breakups.....

### Career Highs

Unassisted Tackles..... 5 vs. Texas A&M ('14)  
 Assisted Tackles..... 2 (4 times)  
 Total Tackles..... 7 vs. Texas A&M ('14)  
 Tackles For Loss..... 1.0 (3 times)  
 Sacks.....  
 Forced Fumbles..... 1 vs. Oklahoma ('12)  
 Fumble Recoveries.....  
 Interceptions.....  
 Pass Breakups..... 1 at Maryland ('14)

### Brown's Defensive Statistics

Year	GP	T/A/TT	TFL	Sacks	INT	PB	FF	FR
2015	4	7/1/8	0	0	0	0	0	0
2014	12	13/8/21	0	0	0	1	0	0
2013	4	1/2/3	0	0	0	0	0	0
2012	10	7/3/10	2/2	0	0	0	1	0
Totals	30	28/14/42	2/2	0	0	1	1	0



## Isaiah **BRUCE**

Height: 6-1 | Weight: 238 | Class: Redshirt Senior  
Last School: Providence | Hometown: Jacksonville, Fla.

### 2015 Notes

- ▶ Has played in 41 career games and started 20
- ▶ Posted one tackle vs. Maryland

### 2015 Game-By-Game

Opponent	UT/AT/TT	TFL	Sacks	FF	FR	Int	PBU
Ga. Southern	0/0/0	0	0	0	0	0	0
Liberty	0/0/0	0	0	0	0	0	0
Maryland	1/0/1	0	0	0	0	0	0
Oklahoma	0/0/0	0	0	0	0	0	0
Oklahoma St.							
Baylor							
TCU							
Texas Tech							
Texas							
Kansas							
Iowa State							
Kansas State							

### 2015 Season-Game Bests

Unassisted Tackles..... 1 vs. Maryland  
 Assisted Tackles.....  
 Total Tackles..... 1 vs. Maryland  
 Tackles For Loss.....  
 Sacks .....  
 Forced Fumbles.....  
 Fumble Recoveries.....  
 Interceptions.....  
 Pass Breakups.....

### Career Highs

Unassisted Tackles..... 7 (3 times)  
 Assisted Tackles..... 9 vs. Marshall ('12)  
 Total Tackles..... 16 vs. Marshall ('12)  
 Tackles For Loss..... 2 (3 times)  
 Sacks..... 0.5 vs. JMU ('12)  
 Forced Fumbles..... 1 (3 times)  
 Fumble Recoveries..... 1 (4 times)  
 Interceptions..... 1 vs. TCU ('12), Syracuse ('12)  
 Pass Breakups..... 1 (4 times)

### Bruce's Defensive Statistics

Year	GP	T/A/TT	TFL	Sacks	INT	PB	FF	FR
2015	4	1/0/1	0	0	0	0	0	0
2014	13	11/4/15	3.5/11	0	0	1	0	0
2013	11	26/17/43	5/18	0	0	0	3	2
2012	13	51/43/94	6.5/17	0.5/1	2/12	3	0	2
Totals	41	89/64/153	15.5/46	0.5/1	2/12	4	3	4



## Terrell **CHESTNUT**

Height: 5-11 | Weight: 193 | Class: Redshirt Senior  
Last School: Pottsgrove | Hometown: Pottstown, Pa.

### 2015 Notes

- ▶ Has played in 32 career games and started 19
- ▶ Ranks No. 11 in the Big 12 in forced fumbles per game and is No. 7 in the league in interceptions per game
- ▶ Had an interception, forced a fumble and recorded two . tackles with one TFL vs. Maryland
- ▶ Forced fumble against Maryland turned sure touchdown into touchback
- ▶ Posted three tackles and one pass breakup vs. Liberty
- ▶ Tied a career-high with five solo tackles vs. Ga. Southern

### 2015 Game-By-Game

Opponent	UT/AT/TT	TFL	Sacks	FF	FR	Int	PBU
Ga. Southern	5/0/5	0	0	0	0	0	0
Liberty	2/1/3	0	0	0	0	0	1
Maryland	2/0/2	1.0/2	0	1	0	1	0
Oklahoma	1/0/1	0	0	0	0	0	0
Oklahoma St.							
Baylor							
TCU							
Texas Tech							
Texas							
Kansas							
Iowa State							
Kansas State							

### 2015 Season-Game Bests

Unassisted Tackles..... 5 vs. Georgia Southern  
 Assisted Tackles..... 1 vs. Liberty  
 Total Tackles..... 5 vs. Georgia Southern  
 Tackles For Loss..... 1 vs. Maryland  
 Sacks .....  
 Forced Fumbles..... 1 vs. Maryland  
 Fumble Recoveries.....  
 Interceptions..... 1 vs. Maryland  
 Pass Breakups..... 1 vs. Liberty

### Career Highs

Unassisted Tackles..... 5, twice, MR: vs. Georgia Southern ('15)  
 Assisted Tackles..... 3 vs. Alabama ('14); at Maryland ('14)  
 Total Tackles..... 6 at Maryland ('14); vs. Oklahoma ('14)  
 Tackles For Loss..... 1 vs. Kansas ('12); vs. Maryland ('15)  
 Sacks.....  
 Forced Fumbles..... 1, 3 times  
 Fumble Recoveries..... 1 vs. TCU ('14)  
 Interceptions..... 1 at Iowa State ('14); vs. Maryland ('15)  
 Pass Breakups..... 2 at Texas ('14); vs. Texas A&M ('14)

### Chestnut's Defensive Statistics

Year	GP	T/A/TT	TFL	Sacks	INT	PB	FF	FR
2015	4	10/1/11	1/2	0	1	1	1	0
2014	12	25/10/35	0	0	1	7	0	1
2013	10	7/3/10	0	0	0	0	1	0
2012	6	3/3/6	1/4	0	0	2	0	0
Totals	32	45/17/62	2/6	0	2	10	2	1





## KJDILLON

Height: 6-1 | Weight: 209 | Class: Senior  
Last School: Apopka | Hometown: Apopka, Fla.

### 2015 Notes

- ▶ Has played in 39 career games and started 20
- ▶ Tied for No. 11 in the Big 12 in forced fumbles
- ▶ Recorded seven tackles and one pass breakup at Oklahoma
- ▶ Had an interception, one tackle for loss and one pass break up vs. Maryland
- ▶ Had four tackles, assisted on one tackle for loss and had one pass breakup vs. Georgia Southern

### 2015 Game-By-Game

Opponent	UT/AT/TT	TFL	Sacks	FF	FR	Int	PBU
Ga. Southern	2/2/4	0.5/1	0	0	0	0	1
Liberty	0/1/1	0	0	0	0	0	0
Maryland	1/0/1	1.0/5	0	0	0	1	1
Oklahoma	5/2/7	0	0	0	0	0	1
Oklahoma St.							
Baylor							
TCU							
Texas Tech							
Texas							
Kansas							
Iowa State							
Kansas State							

### 2015 Season-Game Bests

Unassisted Tackles..... 5 at Oklahoma  
Assisted Tackles..... 2 vs. Georgia Southern; at Oklahoma  
Total Tackles..... 7 at Oklahoma  
Tackles For Loss..... 1, vs. Maryland  
Sacks .....  
Forced Fumbles.....  
Fumble Recoveries.....  
Interceptions..... 1, vs. Maryland  
Pass Breakups ..... 1 (3 times)

### Career Highs

Unassisted Tackles..... 7 vs. Kansas State ('14)  
Assisted Tackles..... 3 vs. JMU ('12)  
Total Tackles..... 8 vs. Kansas State ('14)  
Tackles For Loss..... 2.5 vs. Kansas State ('14)  
Sacks..... 0.5 vs. Towson  
Forced Fumbles..... 1 at Texas Tech ('12)  
Fumble Recoveries..... 1 vs. Maryland ('13)  
Interceptions..... 1 (4 times)  
Pass Breakups ..... 2 (4 times)

### Dillon's Defensive Statistics

Year	GP	T/A/TT	TFL	Sacks	INT	PB	FF	FR
2015	4	8/5/13	1.5/2	0	1	3	0	0
2014	13	43/19/62	7.5/18	0.5/4	3	7	0	0
2013	9	23/5/28	3/8	0	0	6	0	1
2012	13	14/6/20	0	0	0	0	1	0
Totals	39	88/35/123	12/28	0.5/4	4	16	1	1



## JarrodHARPER

Height: 6-1 | Weight: 211 | Class: Redshirt Senior  
Last School: Mountain Ridge | Hometown: Frostburg, Md.

### 2015 Notes

- ▶ Has played in 29 career games
- ▶ Had three tackles against Georgia Southern

### 2015 Game-By-Game

Opponent	UT/AT/TT	TFL	Sacks	FF	FR	Int	PBU
Ga. Southern	2/1/3	1.0/2	0	0	0	0	0
Liberty	0/0/0	0	0	0	0	0	0
Maryland	1/0/1	0	0	0	0	0	0
Oklahoma	0/0/0	0	0	0	0	0	0
Oklahoma St.							
Baylor							
TCU							
Texas Tech							
Texas							
Kansas							
Iowa State							
Kansas State							

### 2015 Season-Game Bests

Unassisted Tackles..... 2 vs. Georgia Southern  
Assisted Tackles..... 1 vs. Georgia Southern  
Total Tackles..... 3 vs. Georgia Southern  
Tackles For Loss..... 1.0 vs. Georgia Southern  
Sacks .....  
Forced Fumbles.....  
Fumble Recoveries.....  
Interceptions.....  
Pass Breakups .....

### Career Highs

Unassisted Tackles..... 3 at Kansas ('13)  
Assisted Tackles..... 2 at Kansas ('13)  
Total Tackles..... 5 at Kansas ('13)  
Tackles For Loss..... 1 vs. Towson ('14), vs. Ga. Southern ('15)  
Sacks ..... 1 vs. Towson ('14)  
Forced Fumbles..... 1 at Kansas ('13)  
Fumble Recoveries.....  
Interceptions.....  
Pass Breakups .....

### Harper's Defensive Statistics

Year	GP	T/A/TT	TFL	Sacks	INT	PB	FF	FR
2015	4	3/1/4	1/2	0	0	0	0	0
2014	13	9/4/13	1/9	1/9	0	0	0	0
2013	12	6/4/10	0	0	0	0	1	0
Totals	29	18/9/27	2/11	1/9	0	0	1	0



## KarlJOSEPH

Height: 5-11 | Weight: 200 | Class: Senior  
Last School: Edgewater | Hometown: Orlando, Fla.

### 2015 Notes

- ▶ Has started all 42 games of his career
- ▶ Ranks No. 1 nationally with 1.3 interceptions per game, No. 27 nationally in fumble recovered and is No. 23 in the NCAA, No. 1 in the Big 12 with 1.5 passes defended per game
- ▶ Had an interception and a sack with five tackles at Oklahoma
- ▶ Finished with four tackles, had an interception and one tackle for loss vs. Maryland
- ▶ Recorded three solo tackles against Liberty
- ▶ Named FWAA National Player of the Week for performance against Georgia Southern; also Jim Thorpe National and Big 12 Defensive Player of the Week
- ▶ Had a career-best three interceptions and led the team with eight tackles, seven solo vs. Georgia Southern
- ▶ First WVU player since 1994 to have three interceptions in a game and third all-time to have three in a quarter

### 2015 Game-By-Game

Opponent	UT/AT/TT	TFL	Sacks	FF	FR	Int	PBU
Ga. Southern	7/1/8	0	0	0	1	3/0	0
Liberty	3/0/3	0	0	0	0	0	0
Maryland	2/2/4	1.0/1	0	0	0	1	0
Oklahoma	3/2/5	1.0/8	1.0/8	0	0	1/7	1
Oklahoma St.							
Baylor							
TCU							
Texas Tech							
Texas							
Kansas							
Iowa State							
Kansas State							

### 2015 Season-Game Bests

Unassisted Tackles..... 7 vs. Georgia Southern  
Assisted Tackles..... 2 at Oklahoma  
Total Tackles..... 8 vs. Georgia Southern  
Tackles For Loss..... 1, vs. Maryland; at Oklahoma  
Sacks ..... 2 (3 times)  
Forced Fumbles.....  
Fumble Recoveries..... 1 vs. Georgia Southern  
Interceptions..... 3 vs. Georgia Southern  
Pass Breakups ..... 1 at Oklahoma

### Career Highs

Unassisted Tackles..... 12 at ISU ('12), at K-State ('13)  
Assisted Tackles..... 7 vs. Alabama ('14)  
Total Tackles..... 18 vs. Alabama ('14)  
Tackles For Loss..... 1 vs. Maryland ('12); at Oklahoma ('15)  
Sacks..... 1 (8 times)  
Forced Fumbles..... 1 (6 times)  
Fumble Recoveries..... 3 vs. Georgia Southern ('15)  
Interceptions..... 3 vs. Georgia Southern ('15)  
Pass Breakups ..... 2 vs. Oklahoma State ('13), at Iowa State ('14)

### Joseph's Defensive Statistics

Year	GP	T/A/TT	TFL	Sacks	INT	PB	FF	FR
2015	4	15/5/20	2.0/9	1.0/8	5/7	1	0	1
2014	13	62/30/92	4.5/11	0	0	1	3	0
2013	12	56/12/68	3/11	0	1/11	4	2	4
2012	13	76/28/104	7/25	1.0/12	2/22	6	3	1
Totals	42	209/75/284	15.5/56	2.0/20	8/40	12	8	6



## Eric KINSEY

Height: 6-3 | Weight: 280 | Class: Senior  
Last School: Miami Northwestern | Hometown: Miami, Fla.

### 2015 Notes

- ▶ Has played in 36 career games and started four
- ▶ Assisted on three tackles at Oklahoma
- ▶ Recorded three tackles and a pass breakup vs. Maryland
- ▶ Posted a career-best five tackles vs. Georgia Southern

### 2015 Game-By-Game

Opponent	UT/AT/TT	TFL	Sacks	FF	FR	Int	PBU
Ga. Southern	1/4/5	0.5/2	0	0	0	0	0
Liberty	0/0/0	0	0	0	0	0	0
Maryland	2/1/3	0	0	0	0	0	1
Oklahoma	0/3/3	0	0	0	0	0	0
Oklahoma St.							
Baylor							
TCU							
Texas Tech							
Texas							
Kansas							
Iowa State							
Kansas State							

### 2015 Season-Game Bests

Unassisted Tackles.....2 vs. Maryland  
 Assisted Tackles.....4 vs. Georgia Southern  
 Total Tackles.....5 vs. Georgia Southern  
 Tackles For Loss.....0.5 vs. Georgia Southern  
 Sacks.....  
 Forced Fumbles.....  
 Fumble Recoveries.....  
 Interceptions.....  
 Pass Breakups.....1 vs. Maryland

### Career Highs

Unassisted Tackles.....2 (5 times)  
 Assisted Tackles.....4 vs. Georgia Southern ('15)  
 Total Tackles.....5 vs. Georgia Southern ('15)  
 Tackles For Loss.....1 (3 times)  
 Sacks.....1 vs. Iowa State ('13)  
 Forced Fumbles.....  
 Fumble Recoveries.....  
 Interceptions.....  
 Pass Breakups.....1 (4 times)

### Kinsey's Defensive Statistics

Year	GP	T/A/TT	TFL	Sacks	INT	PB	FF	FR
2015	4	3/8/11	0.5/2	0	0	1	0	0
2014	9	2/3/5	1/7	0	0	0	0	0
2013	10	8/7/15	3/8	1	0	1	0	0
2012	13	2/2/4	0	0	0	2	0	0
Totals	36	15/20/35	4.5/17	1	0	4	0	0



## Nick KWIATKOSKI

Height: 6-2 | Weight: 238 | Class: Redshirt Senior  
Last School: Bethel Park | Hometown: Bethel Park, Pa.

### 2015 Notes

- ▶ Has played in 39 career games and started 28
- ▶ Tied for No. 27 nationally and No. 4 in the Big 12 in fumbles recovered
- ▶ Had a sack, forced a fumble and led the team with 11 tackles at Oklahoma
- ▶ Had four tackles, one for a loss, vs. Maryland
- ▶ Posted seven tackles, five solo with one tackle for loss for four yards vs. Liberty
- ▶ Had seven tackles and 1.5 tackles for loss vs. Georgia Southern

### 2015 Game-By-Game

Opponent	UT/AT/TT	TFL	Sacks	FF	FR	Int	PBU
Ga. Southern	5/2/7	1.5/7	0	0	0	0	0
Liberty	5/2/7	1.0/4	0	0	0	0	0
Maryland	4/0/4	1.0/1	0	0	0	0	0
Oklahoma	2/9/11	1.0/6	1.0/6	0	1	0	0
Oklahoma St.							
Baylor							
TCU							
Texas Tech							
Texas							
Kansas							
Iowa State							
Kansas State							

### 2015 Season-Game Bests

Unassisted Tackles.....5 vs. Georgia Southern, vs. Liberty  
 Assisted Tackles.....9 at Oklahoma  
 Total Tackles.....11 at Oklahoma  
 Tackles For Loss.....1.5 vs. Georgia Southern  
 Sacks.....1 at Oklahoma  
 Forced Fumbles.....  
 Fumble Recoveries.....1 at Oklahoma  
 Interceptions.....  
 Pass Breakups.....

### Career Highs

Unassisted Tackles.....10 at Maryland ('14)  
 Assisted Tackles.....9 at Oklahoma ('15)  
 Total Tackles.....14 vs. Iowa State ('13)  
 Tackles For Loss.....3 at Maryland ('14)  
 Sacks.....1 vs. GSU ('13), at KSU ('13), at OU ('15)  
 Forced Fumbles.....1 vs. GSU ('13), at KSU ('13)  
 Fumble Recoveries.....1 at Kansas ('13), at Oklahoma  
 Interceptions.....1 (3 times)  
 Pass Breakups.....2 at Maryland ('14); at Iowa State ('14)

### Kwiatkoski's Defensive Statistics

Year	GP	T/A/TT	TFL	Sacks	INT	PB	FF	FR
2015	4	16/13/29	4.5/18	1.0	0	0	0	1
2014	13	71/32/103	11.5/25	0.5	0	4	0	0
2013	10	54/32/86	6.5/20	2	3	0	2	1
2012	12	17/11/28	0	0	0	3	0	0
Totals	39	158/88/246	21.5/63	3.5	3	7	2	2



## Noble NWACHUKWU

Height: 6-2 | Weight: 271 | Class: Redshirt Junior  
Last School: Wylie | Hometown: Wylie, Texas

### 2015 Notes

- ▶ Has played in 26 career games and started 17
- ▶ Tied for No. 11 in the Big 12 in forced fumbles per game
- ▶ Assisted on a sack and had four tackles at Oklahoma
- ▶ Posted three tackles and a pass breakup vs. Maryland
- ▶ Recorded three tackles vs. Liberty
- ▶ Had one sack for a loss of four yards and forced a fumble vs. Georgia Southern

### 2015 Game-By-Game

Opponent	UT/AT/TT	TFL	Sacks	FF	FR	Int	PBU
Ga. Southern	1/0/1	1/4	1/4	1	0	0	0
Liberty	2/1/3	0	0	0	0	0	0
Maryland	3/0/3	0	0	0	0	0	1
Oklahoma	1/3/4	0.5/2	0.5/2	0	0	0	0
Oklahoma St.							
Baylor							
TCU							
Texas Tech							
Texas							
Kansas							
Iowa State							
Kansas State							

### 2015 Season-Game Bests

Unassisted Tackles.....3 vs. Maryland  
 Assisted Tackles.....3 at Oklahoma  
 Total Tackles.....4 at Oklahoma  
 Tackles For Loss.....1 vs. Georgia Southern  
 Sacks.....1 vs. Georgia Southern  
 Forced Fumbles.....1 vs. Georgia Southern  
 Fumble Recoveries.....  
 Interceptions.....  
 Pass Breakups.....1 vs. Maryland

### Career Bests

Unassisted Tackles.....4 at Texas ('14)  
 Assisted Tackles.....5 vs. Alabama ('14)  
 Total Tackles.....5 vs. Alabama ('14); at Texas ('14)  
 Tackles For Loss.....2 at Texas ('14)  
 Sacks.....1.5 vs. Texas A&M ('14)  
 Forced Fumbles.....1 vs. Iowa St. ('13), vs. Ga. Southern ('15)  
 Fumble Recoveries.....  
 Interceptions.....  
 Pass Breakups.....1 (4 times)

### Nwachukwu's Defensive Statistics

Year	GP	T/A/TT	TFL	Sacks	INT	PB	FF	FR
2015	4	7/4/11	1.5/6	1.5/6	0	1	1	0
2014	13	21/13/34	8/30	2/16	0	4	0	0
2013	9	4/1/5	1/8	1/8	0	0	1	0
Totals	26	35/18/50	10.5/44.5/30	0	5	2	0	0





## ShaqPETTEWAY

**Height:** 6-0 | **Weight:** 232 | **Class:** Redshirt Senior  
**Last School:** Steubenville | **Hometown:** Steubenville, Ohio

### 2015 Notes

- ▶ Has played in 42 career games and has five starts
- ▶ Had two tackles for loss, including a sack, with five tackles at Oklahoma
- ▶ Had one sack and three tackles vs. Maryland
- ▶ Had three tackles, all solo, vs. Liberty
- ▶ Had four tackles vs. Georgia Southern

### 2015 Game-By-Game

Opponent	UT/AT/TT	TFL	Sacks	FF	FR	Int	PBU
Ga. Southern	2/2/4	0	0	0	0	0	0
Liberty	3/0/3	0	0	0	0	0	0
Maryland	2/1/3	1.0/7	1.0/7	0	0	0	0
Oklahoma	2/3/5	2.0/8	1.0/7	0	0	0	0
Oklahoma St.							
Baylor							
TCU							
Texas Tech							
Texas							
Kansas							
Iowa State							
Kansas State							

### 2015 Season-Game Bests

Unassisted Tackles.....	3 vs. Liberty
Assisted Tackles.....	3 at Oklahoma
Total Tackles.....	5 at Oklahoma
Tackles For Loss.....	2 at Oklahoma
Sacks.....	1 vs. Maryland, at Oklahoma
Forced Fumbles.....	
Fumble Recoveries.....	
Interceptions.....	
Pass Breakups.....	

### Career Bests

Unassisted Tackles.....	6 vs. TCU ('12)
Assisted Tackles.....	5 at Iowa State ('14)
Total Tackles.....	10 vs. TCU ('12)
Tackles For Loss.....	2 at Oklahoma ('15)
Sacks.....	1.5 vs. TCU ('12)
Forced Fumbles.....	
Fumble Recoveries.....	
Pass Breakups.....	2 vs. Oklahoma ('12)

### Petteaway's Defensive Statistics

Year	GP	T/A/TT	TFL	Sacks	INT	PB	FF	FR
2015	4	9/6/15	3.0/15	2.0/14	0	0	0	0
2014	13	32/7/39	4/10	1/4	0	1	0	0
2012	13	26/16/42	4.5/17	1.5/14	0	3	0	0
2011	12	5/3/8	0	0	0	0	0	0
Totals	42	72/32/104	11.5/42	4.5/32	0	4	0	0



## KyleROSE

**Height:** 6-4 | **Weight:** 295 | **Class:** Redshirt Senior  
**Last School:** Centerville | **Hometown:** Centerville, Ohio

### 2015 Notes

- ▶ Has played in 42 career games and started 24
- ▶ Had three tackles at Oklahoma
- ▶ Had six solo tackles vs. Liberty
- ▶ Posted six tackles, third on the team, vs. Georgia Southern

### 2015 Game-By-Game

Opponent	UT/AT/TT	TFL	Sacks	FF	FR	Int	PBU
Ga. Southern	3/3/6	0	0	0	0	0	0
Liberty	6/0/6	0	0	0	0	0	0
Maryland	1/0/1	0	0	0	0	0	0
Oklahoma	2/1/3	0	0	0	0	0	0
Oklahoma St.							
Baylor							
TCU							
Texas Tech							
Texas							
Kansas							
Iowa State							
Kansas State							

### 2015 Season-Game Bests

Unassisted Tackles.....	6 vs. Liberty
Assisted Tackles.....	3 vs. Georgia Southern
Total Tackles.....	6 vs. Georgia Southern, vs. Liberty
Tackles For Loss.....	
Sacks.....	
Forced Fumbles.....	
Fumble Recoveries.....	
Interceptions.....	
Pass Breakups.....	

### Career Highs

Unassisted Tackles.....	6 vs. Liberty ('15)
Assisted Tackles.....	5 at TCU ('13), vs. Iowa State ('13)
Total Tackles.....	7 at TCU ('13)
Tackles For Loss.....	2 at Oklahoma ('13)
Sacks.....	1 vs. Georgia State ('13)
Forced Fumbles.....	
Fumble Recoveries.....	1 vs. Texas ('13)
Interceptions.....	
Pass Breakups.....	1 (3 times)

### Rose's Defensive Statistics

Year	GP	T/A/TT	TFL	Sacks	INT	PB	FF	FR
2015	4	12/4/16	0	0	0	0	0	0
2014	13	19/16/35	1/1	0	0	0	0	0
2013	12	29/20/49	8.5/31	1/7	0	1	0	1
2012	13	14/11/25	0	0	0	2	0	0
Totals	41	74/51/131	9.5/32	1/7	0	3	0	1



## RickRUMPH III

**Height:** 5-11 | **Weight:** 185 | **Class:** Senior  
**Last School:** Mainland | **Hometown:** Daytona Beach, Fla.

### 2015 Notes

- ▶ Has played in 35 career games
- ▶ Posted two tackles vs. Maryland
- ▶ Notched his first tackle of the year vs. Liberty

### 2015 Game-By-Game

Opponent	UT/AT/TT	TFL	Sacks	FF	FR	Int	PBU
Ga. Southern	0/0/0	0	0	0	0	0	0
Liberty	1/0/1	0	0	0	0	0	0
Maryland	1/1/2	0	0	0	0	0	0
Oklahoma	1/0/1	0	0	0	0	0	0
Oklahoma St.							
Baylor							
TCU							
Texas Tech							
Texas							
Kansas							
Iowa State							
Kansas State							

### 2015 Season-Game Bests

Unassisted Tackles.....	1 vs. Liberty; vs. Maryland, at Oklahoma
Assisted Tackles.....	1 vs. Maryland
Total Tackles.....	2 vs. Maryland
Tackles For Loss.....	
Sacks.....	
Forced Fumbles.....	
Fumble Recoveries.....	
Interceptions.....	
Pass Breakups.....	

### Career Highs

Unassisted Tackles.....	6 vs. Baylor ('14)
Assisted Tackles.....	3 at Oklahoma ('13)
Total Tackles.....	6 vs. Baylor ('14)
Tackles For Loss.....	
Sacks.....	
Forced Fumbles.....	1 at Texas Tech ('12)
Fumble Recoveries.....	
Interceptions.....	1 vs. Kansas State ('14)
Pass Breakups.....	

### Rumph's Defensive Statistics

Year	GP	T/A/TT	TFL	Sacks	INT	PB	FF	FR
2015	4	3/1/4	0	0	0	0	0	0
2014	13	17/5/22	0	0	1	0	0	0
2013	9	3/3/6	0	0	0	0	0	0
2012	9	6/3/9	0	0	0	0	0	1
Totals	35	29/12/41	0	0	1	0	0	1



## Jeremy TYLER

Height: 5-11 | Weight: 206 | Class: Junior  
Last School: Martin Luther King | Hometown: Lithonia, Ga.

### 2015 Notes

- ▶ Has played in 25 career games and started one
- ▶ Is No. 7 in the Big 12 in interceptions per game
- ▶ Recorded first career interception vs. Maryland and returned it 19 yards
- ▶ Had four tackles vs. Georgia Southern

### 2015 Game-By-Game

Opponent	UT/AT/TT	TFL	Sacks	FF	FR	Int	PBU
Ga. Southern	3/1/4	0	0	0	0	0	0
Liberty	0/0/0	0	0	0	0	0	0
Maryland	0/0/0	0	0	0	0	1/19	0
Oklahoma	0/0/0	0	0	0	0	0	0
Oklahoma St.							
Baylor							
TCU							
Texas Tech							
Texas							
Kansas							
Iowa State							
Kansas State							

### 2015 Season-Game Bests

Unassisted Tackles..... 3 vs. Georgia Southern  
 Assisted Tackles..... 1 vs. Georgia Southern  
 Total Tackles..... 4 vs. Georgia Southern  
 Tackles For Loss.....  
 Sacks .....  
 Forced Fumbles.....  
 Fumble Recoveries.....  
 Interceptions..... 1 vs. Maryland  
 Pass Breakups .....

### Career Highs

Unassisted Tackles..... 7 vs. Iowa State ('13)  
 Assisted Tackles..... 3 vs. Iowa State ('13)  
 Total Tackles..... 10 vs. Iowa State ('13)  
 Tackles For Loss..... 2.5 vs. Iowa State ('13)  
 Sacks.....  
 Forced Fumbles..... 1 vs. Iowa State ('13)  
 Fumble Recoveries.....  
 Interceptions..... 1 vs. Maryland ('15)  
 Pass Breakups ..... 1 vs. Iowa State ('13)

### Tyler's Defensive Statistics

Year	GP	T/A/TT	TFL	Sacks	INT	PB	FF	FR
2015	4	3/1/4	0	0	1/19	0	0	0
2014	13	7/2/9	0	0	0	0	0	0
2013	8	12/5/17	3/8	0	0	1	1	0
Totals	25	22/8/30	3/8	0	1/19	1	1	0



## Daryl WORLEY

Height: 6-2 | Weight: 202 | Class: Junior  
Last School: William Penn Charter | Hometown: Philadelphia, Pa.

### 2015 Notes

- ▶ Has played in 26 career games and started 20
- ▶ Ranks 11 in the Big 12 in forced fumbles per game and No. 7 in interceptions per game
- ▶ Forced a fumble and had five tackles at Oklahoma
- ▶ Had an interception and three tackles vs. Maryland
- ▶ Recorded three solo tackles and two pass breakups vs. Liberty

### 2015 Game-By-Game

Opponent	UT/AT/TT	TFL	Sacks	FF	FR	Int	PBU
Ga. Southern	1/0/1	0	0	0	0	0	1
Liberty	3/0/3	0	0	0	0	0	2
Maryland	3/0/3	0	0	0	0	1/0	0
Oklahoma	4/1/5	0	0	1	0	0	0
Oklahoma St.							
Baylor							
TCU							
Texas Tech							
Texas							
Kansas							
Iowa State							
Kansas State							

### 2015 Season-Game Bests

Unassisted Tackles..... 4 at Oklahoma  
 Assisted Tackles..... 1 at Oklahoma  
 Total Tackles..... 5 at Oklahoma  
 Tackles For Loss.....  
 Sacks .....  
 Forced Fumbles..... 1 at Oklahoma  
 Fumble Recoveries.....  
 Interceptions..... 1 vs. Maryland  
 Pass Breakups ..... 2 vs. Liberty

### Career Bests

Unassisted Tackles..... 9 vs. Alabama ('14)  
 Assisted Tackles..... 3 vs. Iowa State ('13)  
 Total Tackles..... 11 vs. Alabama ('14)  
 Tackles For Loss ..... 1 (5 times)  
 Sacks .....  
 Forced Fumbles..... 1 at Oklahoma ('15)  
 Fumble Recoveries.....  
 Interceptions..... 1 (5 times)  
 Pass Breakups ..... 2 (3 times)

### Worley's Defensive Statistics

Year	GP	T/A/TT	TFL	Sacks	INT	PB	FF	FR
2015	4	11/1/12	0	0	1/0	3	1	0
2014	11	44/8/52	4.5/13	0	3/13	4	0	0
2013	11	36/9/45	3/6	0	1/0	5	0	0
Totals	26	92/18/109	7.5/19	0	5/13	12	1	0





## Josh LAMBERT

Height: 5-11 | Weight: 212 | Class: Redshirt Junior  
Last School: Garland | Hometown: Garland, Texas

### 2015 Notes

- ▶ Three-year starter at kicker
- ▶ 2014 Lou Groza Award finalist
- ▶ Named 2014 All-American
- ▶ Holds the NCAA record for most FGs in a season of 40 yards or more (16), most games with multiple FGs (10) and most games with three or more FGs (6)
- ▶ Has made 54 career FGs and is No. 3 on WVU's all-time list
- ▶ No. 5 in the conference and No. 67 nationally in FG percentage
- ▶ No.3 in the Big 12 and No. 20 nationally in FGs made per game
- ▶ Tied for No. 3 in the Big 12 in total field goals made (7)
- ▶ Tied for No. 3 in the Big 12 overall scoring and No. 2 in Big 12 scoring by kickers. Ranks No. 22 in overall scoring nationally
- ▶ One FG at Oklahoma good from 23 yards
- ▶ One FG vs. Maryland for 48 yards
- ▶ In game two vs Liberty, connected on two field goals
- ▶ Started 2015 with three field goals and 14 total points against Ga. Southern

### 2015 Game-By-Game

Opponent	FGM/A	Pct.	Lg	XP/A	Pts.
Ga. Southern	3/3	1.000	32	5/5	14
Liberty	2/3	.666	28	5/5	11
Maryland	1/3	.333	48	6/6	9
Oklahoma	1/1	1.000	23	3/3	6
Oklahoma State					
Baylor					
TCU					
Texas Tech					
Texas					
Kansas					
Iowa State					
Kansas State					
<b>Totals</b>	<b>7/10</b>	<b>.700</b>	<b>48</b>	<b>19/19</b>	<b>40</b>

### 2015 FG SEQUENCE

Opponent	West Virginia
Georgia Southern	(26), (32), (22)
Liberty	(28), (25), 54
Maryland	51, (48), 44
Oklahoma	(23)
Oklahoma State	
Baylor	
TCU	
Texas Tech	
Texas	
Kansas	
Iowa State	
Kansas State	

Numbers in parentheses indicate FG was made.

### Lambert's Field Goals

Year	FG/A	Pct.	1/29	30/39	40/49	50+	Lg
2015	7/10	.700	5/5	1/1	1/2	0/2	48
2014	30/39	.769	8/8	6/7	12/19	4/5	55
2013	17/23	.739	6/6	5/6	5/6	1/5	50
<b>Totals</b>	<b>54/72</b>	<b>.750</b>	<b>19/19</b>	<b>12/14</b>	<b>18/27</b>	<b>5/12</b>	<b>55</b>

### 2015 Single-Game Bests

Field Goals Made ..... 3 vs. Ga. Southern  
Field Goals Attempted..... 3 vs. Ga. Southern, Liberty  
Field Goal Percentage (min2)..... 1.000 vs. Ga. Southern  
Longest Field Goal ..... 32 vs. Ga. Southern  
Extra Points Made..... 5 vs. Ga. Southern, Liberty  
Extra Points Attempted ..... 5 vs. Ga. Southern, Liberty

### Career Bests

Field Goals Made ..... 4 vs. Kansas '14  
Field Goals Attempted..... 5 vs. OSU '13, Kansas '14  
Field Goal Percentage (min 2)..... 1.000 vs. 9 times  
Longest Field Goal ..... 55 vs. Texas Tech '14  
Extra Points Made..... 6 vs. Baylor '13  
Extra Points Attempted..... 6 vs. Baylor '13  
Consecutive Field Goals Made..... 10 in 2013  
Consecutive Extra Points Made..... 71 (active from 2013-15)



## Mike MOLINA

Height: 5-8 | Weight: 175 | Class: Redshirt Sophomore  
Last School: Hurricane | Hometown: Hurricane, W.Va.f.

### 2015 Notes

- ▶ Three kickoffs at Oklahoma for 188 yards, averaging 62.7 yards per kick with one touchback
- ▶ One kickoff vs. Liberty for 62 yards
- ▶ Three kickoffs in the opener vs. Georgia Southern for 195 yards and a 65.0 avg.

### 2015 Game-By-Game Kickoffs

Opponent	Kickoffs	Yards	Avg.	TB
Ga. Southern	3	195	65.0	2
Liberty	2	127	63.5	0
Maryland	0	0	0.0	0
Oklahoma	3	188	62.7	1
Oklahoma State				
Baylor				
TCU				
Texas Tech				
Texas				
Kansas				
Iowa State				
Kansas State				
<b>Totals:</b>	<b>8</b>	<b>510</b>	<b>64.0</b>	<b>3</b>

### Molina's Kickoff Statistics

Year	Kickoffs	Yards	Avg.	TB
2015	8	510	64.0	3



## Nick O'TOOLE

Height: 6-3 | Weight: 216 | Class: Senior  
Last School: Fullerton College | Hometown: Corona, Calif.

### 2015 Notes

- ▶ Named Academic All-Big 12 Second Team
- ▶ Ranks No. 2 in Big 12 punting and No. 10 nationally
- ▶ Long punt on the year is 65 yards vs. Ga. Southern
- ▶ Best punting average is 49.7 yards vs. Liberty
- ▶ Best kickoff average is 63.9 vs. Maryland
- ▶ Eight punts on the year of more than 50 yards
- ▶ Eight punts on the year inside the opponents 20-yard line
- ▶ For his career, has 17 games placing multiple punts inside the opponents 20-yard line
- ▶ For his career, has three games with at least four punts ... of 50 yards or more
- ▶ Strong day at Oklahoma averaging 46.6 yards per punt with a long of 60 yards. Four punts went for more than 50 yards and he placed two inside the Sooner 20-yard line
- ▶ Four punts vs. Maryland for an average of 45.2 yards, placing two punts inside the 20 with a long of 56 yards
- ▶ Converted a fake punt for 13 yards and a first down against Maryland on 4th-and-12
- ▶ Great day vs. Liberty with three punts for 149 yards, averaging 49.7 yards per kick with a long punt of 57 yards
- ▶ Game against Liberty included two punts downed inside the Flame three-yard line
- ▶ Four punts vs. Ga. Southern for 177 yards. Averaged 44.2 yards per punt and placed two punts inside the 20

### 2015 Game-By-Game Punting

Opponent	Punts	Yds	Avg.	Lg	TB	FC	50+	I-20
Ga. Southern	4	177	44.2	65	2	1	1	2
Liberty	3	149	49.7	57	0	0	1	2
Maryland	4	181	45.2	56	2	2	2	2
Oklahoma	7	326	46.6	60	1	1	4	2
Oklahoma State								
Baylor								
TCU								
Texas Tech								
Texas								
Kansas								
Iowa State								
Kansas State								
<b>Totals:</b>	<b>18</b>	<b>833</b>	<b>46.3</b>	<b>65</b>	<b>5</b>	<b>4</b>	<b>8</b>	<b>8</b>

### Career Bests

Most Punts ..... 8 vs. 3 teams '13  
Longest Punt ..... 68 vs. Iowa State '13  
Best Punting Average ..... 56.0 vs. Iowa State '13  
Punts Inside the 20-Yard Line..... 5 vs. Oklahoma St. '14  
Punts of More Than 50-Yards..... 4 vs. Md, Texas '13, Okla. '15  
Most Kickoff Yards ..... 447 vs. Maryland '15  
Best Kickoff Average..... 63.9 vs. Maryland '15

### O'Toole's Punting Statistics

Year	Punts	Yards	Avg.	Lg	TB	FC	50+	I-20
2015	18	833	46.3	65	5	4	8	8
2014	57	2,383	41.8	59	2	21	11	24
2013	73	3,218	44.1	68	5	23	26	22
<b>Totals</b>	<b>148</b>	<b>6,434</b>	<b>43.5</b>	<b>68</b>	<b>12</b>	<b>48</b>	<b>45</b>	<b>54</b>

### O'Toole's Kickoff Statistics

Year	Kickoffs	Yards	Avg.	TB
2015	21	1,323	63.0	8



## West Virginia's 20-Yard Plays in 2015

### Offense

- 57..... Gibson pass from Howard (Ga. Southern)
- 57..... Durante pass from Howard (Ga. Southern)
- 52/TD ..... Gibson pass from Howard (Liberty)**
- 50/TD ..... Howard rush (Oklahoma)**
- 47..... Gibson pass from Howard (Ga. Southern)
- 41/TD ..... Durante pass from Howard (Ga. Southern)**
- 41/TD ..... Gibson pass from Howard (Maryland)**
- 34..... Howard rush (Liberty)
- 34..... Durante pass from Howard (Oklahoma)
- 32..... Gibson pass from Howard (Maryland)
- 29..... Shorts pass from Howard (Liberty)
- 26/TD ..... Gibson pass from Howard (Ga. Southern)**
- 26..... Shorts pass from Howard (Ga. Southern)
- 25..... Smallwood rush (Maryland)
- 23..... Durante pass from Howard (Ga. Southern)
- 23..... Marcellus pass from Crest (Liberty)
- 23..... Shell rush (Maryland)
- 22..... Smallwood rush (Maryland)
- 21..... Smallwood rush (Oklahoma)
- 20..... Thompson pass from Howard (Oklahoma)

### Defense

### Special Teams

- 48/FG ..... Lambert field goal (Maryland)**
- 36 ..... Durante kickoff return (Oklahoma)
- 32/FG ..... Lambert field goal (Ga. Southern)**
- 28/FG ..... Lambert field goal (Liberty)**
- 26/FG ..... Lambert field goal (Ga. Southern)**
- 25/FG ..... Lambert field goal (Liberty)**
- 25..... Gibson kickoff return (Liberty)
- 25..... Dillon kickoff return (Maryland)
- 23/FG ..... Lambert field goal (Oklahoma)**
- 22/FG ..... Lambert field goal (Ga. Southern)**
- 20..... Gibson kickoff return (Oklahoma)



## West Virginia Opponent's 20-Yard Plays in 2015

**Offense**

- 71/TD** ..... Neal pass from Mayfield (Oklahoma)
- 60/TD** ..... Parker pass from Woodrum (Liberty)
- 55..... Ross rush (Maryland)
- 46/TD** ..... Davenport pass from Garman (Maryland)
- 42..... Westbrook pass from Mayfield (Oklahoma)
- 36..... Shells pass from Woodrum (Liberty)
- 36..... Ross rush (Maryland)
- 35/TD** ..... Mixon rush (Oklahoma)
- 34..... Quick pass from Mayfield (Oklahoma)
- 29..... Rice rush (Liberty)
- 28/TD** ..... Shepard pass from Mayfield (Oklahoma)
- 24..... Edwards pass from Rowe (Maryland)
- 23..... Quick pass from Mayfield (Oklahoma)
- 22..... Upshaw rush (Ga. Southern)
- 21..... Peterson pass from Woodrum (Liberty)

**Defense**

- 41/TD** ..... Evans fumble recovery (Oklahoma)
- 38..... J. Thomas interception return (Oklahoma)
- 33..... A. Thomas interception return (Oklahoma)
- 23..... J. Thomas interception return (Oklahoma)

**Special Teams**

- 49/FG** ..... Lunsford field goal (Liberty)
- 44/FG** ..... Seibert field goal (Oklahoma)
- 40/FG** ..... Seibert field goal (Oklahoma)
- 27..... Keaton kickoff return (Ga. Southern)
- 27..... Shepard punt return (Oklahoma)
- 25..... Abnar kickoff return (Liberty)
- 25..... King kickoff return (Liberty)
- 25/FG** ..... Seibert field goal (Oklahoma)
- 22..... King kickoff return (Liberty)
- 21..... Abnar kickoff return (Liberty)
- 20..... Likely kickoff return (Maryland)



## West Virginia's 2015 Scoring Drives

Opponent	Plays	Yds	Time	Result
Ga. Southern	9	87	4:06	Durante 41 pass from Howard
Ga. Southern	5	60	1:00	Lambert 26 FG
Ga. Southern	5	66	1:02	Lambert 32 FG
Ga. Southern	7	65	2:24	Lambert 22 FG
Ga. Southern	3	28	0:49	Shell 6 rush
Ga. Southern	4	70	1:30	Gibson 26 pass from Howard
Ga. Southern	6	85	2:21	Smallwood 19 rush
Ga. Southern	10	41	5:21	Crest 2 rush
Liberty	11	64	2:39	Lambert 28 FG
Liberty	10	39	5:03	Lambert 25 FG
Liberty	4	71	1:15	Gibson 52 pass from Howard
Liberty	11	64	4:12	Smallwood 0 fumble recovery
Liberty	3	53	0:52	Durante 10 pass from Howard
Liberty	5	34	1:45	Wellman 4 pass from Howard
Liberty	12	75	4:59	Smallwood 5 rush
Maryland	7	61	2:32	Wellman 7 pass from Howard
Maryland	3	47	0:47	Smallwood 4 rush
Maryland	7	44	1:47	Gibson 15 pass from Howard
Maryland	5	80	1:38	Gibson 41 pass from Howard
Maryland	7	48	2:32	Shell 2 rush
Maryland	6	29	1:32	Lambert 48 FG
Maryland	10	51	3:40	Shorts 1 pass from Howard
Oklahoma	7	86	2:23	Shell 5 rush
Oklahoma	15	77	4:16	Durante 1 pass
Oklahoma	5	34	2:28	Lambert FG
Oklahoma	4	58	1:36	Howard 50 rush





## West Virginia Opponents 2015 Scoring Drives

Opponent	Plays	Yds	Time	Result
Liberty	7	78	3:32	Macon 7 rush
Liberty	7	43	3:00	Lunsford 49 FG
Liberty	2	79	0:44	Parker 60 pass from Woodrum
Maryland	3	75	1:03	Davenport 46 pass from Garman
Oklahoma	4	74	1:00	Andrews 17 pass from Mayfield
Oklahoma	4	75	0:51	Shepard 28 pass from Mayfield
Oklahoma	7	18	3:13	Seibert 40 FG
Oklahoma	5	83	2:21	Mixon 35 rush
Oklahoma	4	7	2:04	Seibert 25 FG
Oklahoma	3	95	0:45	Neal 71 pass from Mayfield
Oklahoma	0	0	0:00	Evans 41 fumble recovery
Oklahoma	4	6	2:15	Seibert 44 FG



## 2015 Mountaineer ROSTER

No.	Name	Pos.	Ht.	Wt.	Cl.	Exp.	Hometown/High School/Previous College
1	Shelton Gibson	WR	5-11	192	r-So.	1vl	Cleveland, Ohio/Cleveland Heights
2	Ka'Raun White	WR	6-1	198	r-So.	JC	Macungie, Pa./Lackawanna College/Emmaus
3	Skyler Howard	QB	6-0	206	Jr.	1vl	Fort Worth, Texas/Brewer/Riverside City College
3	Rick Rumph III	CB	5-11	185	Sr.	3vl	Daytona Beach, Fla./Mainland
4	Antonio Crawford	CB	5-10	190	Sr.	TR	Tampa, Fla./H.B. Plant/Miami
4	Wendell Smallwood	RB	5-11	202	Jr.	2vl	Wilmington, Del./Eastern Christian
5	Jovon Durante	WR	6-0	165	Fr.	HS	Hollywood, Fla./Miramar
5	Xavier Preston	LB	6-2	236	So.	1vl	Stuart, Fla./Jensen Beach
6	Dravon Askew-Henry	S	5-11	202	So.	1vl	Aliquippa, Pa./Aliquippa
6	Daikiel Shorts Jr.	WR	6-1	201	Jr.	2vl	Clayton, N.J./Eastern Christian
7	Rushel Shell	RB	5-10	224	r-Jr.	1vl	Hopewell, Pa./Hopewell/Pitt
7	Daryl Worley	CB	6-1	202	Jr.	2vl	Philadelphia, Pa./William Penn Charter
8	Karl Joseph	S	5-11	200	Sr.	3vl	Orlando, Fla./Edgewater
8	Donte Thomas-Williams	RB	6-1	218	r-Fr.	SQ	Durham, N.C./Hillside
9	KJ Dillon	S	6-1	209	Sr.	3vl	Apopka, Fla./Apopka
9	James Whittaker	QB	5-10	195	Fr.	HS	Roswell, Ga./Roswell
10	Jordan Thompson	WR	5-7	175	Sr.	3vl	Katy, Texas/Katy
12	Khairi Sharif	CB	5-8	182	r-Jr.	SQ	Houston, Texas/Bellaire/Cisco JC
11	Chris Chugunov	QB	6-1	201	Fr.	HS	Skillman, N.J./Montgomery
12	Gary Jennings	WR	6-1	206	Fr.	HS	Stafford, Va./Colonial Forge
13	Rasul Douglas	CB	6-2	190	Jr.	JC	East Orange, N.J./ East Orange/Nassau CC
14	Nana Kyeremeh	CB	5-11	192	r-Jr.	1vl	Worthington, Ohio/Thomas Worthington
15	Billy Kinney	K/P	6-4	206	r-Fr.	SQ	Morgantown, W.Va./University
15	David Sills	QB	6-3	202	Fr.	HS	Wilmington, Del./Eastern Christian
16	Terrell Chestnut	CB	5-11	193	r-Sr.	3vl	Pottstown, Pa./Pottsgrove
16	William Crest Jr.	QB	6-2	212	r-Fr.	SQ	Baltimore, Md./Dunbar
17	Al-Rasheed Benton	LB	6-1	235	r-So.	1vl	Newark, N.J./Shabazz
18	Marvin Gross Jr.	LB	6-2	212	r-So.	1vl	Baltimore, Md./Dunbar
18	Austin Hensley	QB	6-1	200	r-Fr.	SQ	Hurricane, W.Va./Hurricane
19	KJ Myers	WR	6-2	197	r-Sr.	2vl	Jacksonville, Fla./First Coast
19	Brandan Rivers	S	6-0	187	r-Fr.	SQ	Hubbard, Ohio/Hubbard
20	D.L. Knock	WR	5-8	188	Fr.	HS	Springboro, Ohio/Springboro
20	Edward Muldrow III	LB	6-3	210	Sr.	1vl	Snellville, Ga./South Gwinnett/Copiah-Lincoln CC
22	Jarrod Harper	S	6-1	211	r-Jr.	2vl	Frostburg, Md./Mountain Ridge
22	Brady Watson	RB	5-7	198	Fr.	HS	Ridgeley, W.Va./Frankfort
23	Jordan Adams	CB	6-0	172	Fr.	HS	Reisterstown, Md./Franklin
23	Jacky Marcellus	RB	5-8	182	r-So.	SQ	Immokalee, Fla./Immokalee
24	Jeremy Tyler	S	5-11	206	Jr.	2vl	Lithonia, Ga./Martin Luther King
25	Mark Shaver	S	5-9	172	r-So.	TR	Huntington, W.Va./Huntington/Marshall
26	DaeJuan Funderburk	S	6-1	194	r-Fr.	SQ	Washington, D.C./Friendship Collegiate
27	Sean Walters	LB	6-2	226	r-Jr.	1vl	Hollywood, Fla./Hallandale
28	David Long	LB	5-11	228	Fr.	HS	Cincinnati, Ohio/Winton Woods
28	Elijah Wellman	RB	6-2	234	r-So.	1vl	Huntington, W.Va./Spring Valley
28	Dayron Wilson	S	5-10	202	r-Sr.	SQ	Woodbridge, Va./Garfield/Lackawanna College
29	Deonte Glover	RB	5-10	206	Fr.	HS	Inwood, W.Va./Musselman
30	Justin Arndt	LB	5-11	210	r-Jr.	2vl	Martinsburg, W.Va./Martinsburg
31	Isaiah Bruce	LB	6-1	238	r-Sr.	3vl	Jacksonville, Fla./Providence
33	Deamonte Lindsay	S	6-2	190	Fr.	HS	Martinsburg, W.Va./Martinsburg
34	Chris Parry	WR	5-9	175	r-Fr.	SQ	Niles, Ohio/Niles
35	Nick Kwiatkoski	LB	6-2	238	r-Sr.	3vl	Bethel Park, Pa./Bethel Park
36	Shaq Petteway	LB	6-0	232	r-Sr.	3vl	Steubenville, Ohio/Steubenville
37	Kevin Williams	S	5-11	192	Fr.	HS	Pompano Beach, Fla./Blanche Ely
38	Shane Commodore	S	6-0	208	r-So.	SQ	Morgantown, W.Va./Morgantown
39	Brent Osborne	S	6-0	216	Fr.	HS	Beckley, W.Va./Woodrow Wilson
41	Alex Brooks	LB	5-11	230	r-So.	SQ	Cleveland, Ohio/Mayfield
42	Jared Barber	LB	6-0	232	r-Sr.	3vl	Mocksville, N.C./Davie

## 2015 Mountaineer ROSTER

No.	Name	Pos.	Ht.	Wt.	Cl.	Exp.	Hometown/High School/Previous College
44	Hodari Christian	LB	6-0	229	r-So.	SQ	McKeesport, Pa./McKeesport
45	Eric Kinsey	DL	6-3	280	Sr.	3vl	Miami, Fla./Miami Northwestern
46	Ross Harvey	LB	5-8	218	Fr.	HS	Weston, W.Va./Lewis County
46	Nick Meadows	LS	5-11	232	r-So.	SQ	Williamstown, W.Va./Williamstown
47	Shae Campbell	S	5-11	209	Fr.	HS	Morgantown, W.Va./Morgantown
47	Michael Ferns	TE/FB	6-3	240	r-Fr.	TR	St. Clairsville, Ohio/Michigan
48	R.C. Brunstetter	LS	6-3	218	r-Fr.	TR	Mocksville, N.C./Davie
48	Mike Molina	K	5-8	176	r-So.	SQ	Hurricane, W.Va./Hurricane
49	Darrien Howard	DL	6-1	300	Jr.	2vl	Dayton, Ohio/Chaminade-Julienne
50	Troy Lilly	LB	6-0	211	Fr.	HS	Beckley, W.Va./Woodrow Wilson
52	Max Chefen	LB	6-1	194	Fr.	HS	Parkersburg, W.Va./Parkersburg
53	Colton McKivitz	OL	6-6	293	Fr.	HS	Jacobsburg, Ohio/Union Local
54	Jah'Shaun Seider	OL	6-2	298	Fr.	HS	Belle Glade, Fla./Glades Central
55	Yodny Cajuste	OL	6-5	295	r-Fr.	SQ	Miami, Fla./Miramar
56	Grant Lingafelter	OL	6-5	314	r-So.	SQ	Chagrin Falls, Ohio/Chagrin Falls
57	Adam Pankey	OL	6-5	312	r-Jr.	2vl	Hamilton, Ohio/Hamilton
58	Amanii Brown	OL	6-5	292	r-Fr.	SQ	Morgantown, W.Va./Morgantown
59	Stone Underwood	OL	6-4	298	r-Sr.	SQ	Brookhaven, Miss./Brookhaven/Copiah-Lincoln CC
60	Bradley Knotts	OL	6-3	295	Fr.	HS	Ripley, W.Va./Ripley
62	Kyle Bosch	OL	6-5	310	r-So.	TR	St. Charles, Ill./St. Francis/Michigan
65	Tyler Orlosky	OL	6-4	296	r-Jr.	2vl	Cleveland, Ohio/St. Edward
66	Jonathan Haynes	OL	6-5	310	r-Fr.	SQ	Bowie, Md./Annapolis Area Christian
67	Alec Shriner	DL	6-4	298	Fr.	HS	Oviedo, Fla./Oviedo
68	Dontae Angus	OL	6-5	322	r-Fr.	SQ	Philadelphia, Pa./Martin Luther King
70	Tony Matteo	OL	6-4	294	r-Jr.	1vl	Clinton, Ohio/Manchester
71	Rob Dowdy	OL	6-4	280	Fr.	HS	Westerville, Ohio/Westerville South
72	Brendan Willis	OL	6-2	280	r-So.	SQ	Centerville, Va./Centerville
74	Sylvester Townes	OL	6-6	302	r-Jr.	SQ	Memphis, Tenn./Germantown/Coahoma CC
77	Marcell Lazard	OL	6-5	306	r-So.	SQ	Bloomfield, N.J./Bloomfield
78	Marquis Lucas	OL	6-4	315	r-Sr.	2vl	Miami, Fla./Miami Central
79	Matt Jones	OL	6-3	320	Fr.	HS	Hubbard, Ohio/Hubbard
81	Vernon Davis Jr.	WR	5-10	170	r-Jr.	1vl	Miami, Fla./Coral Reef/Miami
82	Devonte Mathis	WR	6-1	209	r-Jr.	1vl	Miami, Fla./Miramar
84	Lamar Parker	WR	5-8	166	r-Fr.	SQ	Miami, Fla./Booker T. Washington
85	Ricky Rogers	WR	6-1	202	r-Fr.	SQ	Monroeville, Pa./Gateway
86	Josh Lambert	K	5-11	212	r-Jr.	2vl	Garland, Texas/Garland
86	Matt Vucelik	TE/FB	5-11	230	Fr.	HS	McMechen, W.Va./Bishop Donahue
87	John DePalma	LS	6-6	252	Sr.	3vl	Cumming, Ga./Pinecrest Academy
87	Stone Wolfley	TE/FB	6-4	245	Fr.	HS	Morgantown, W.Va./Morgantown
88	Cody Clay	TE/FB	6-4	262	r-Sr.	3vl	Alum Creek, W.Va./George Washington
88	Adam Shuler II	DL	6-4	269	Fr.	HS	Longwood, Fla./Lyman
89	Darren Arndt	TE/FB	6-3	244	r-Sr.	SQ	Martinsburg, W.Va./Martinsburg
89	D.J. Carozza	DL	5-11	295	r-So.	SQ	Parkersburg, W.Va./Parkersburg
90	Larry Jefferson	DL	6-5	228	Jr.	JC	College Park, Ga./Banneker/Itawamba CC
91	Nick O'Toole	P	6-3	216	Sr.	2vl	Corona, Calif./Mater Dei/Fullerton College
92	Jon Lewis	DL	6-3	270	r-So.	SQ	Morgantown, W.Va./University
93	Kyle Rose	DL	6-4	295	r-Sr.	3vl	Centerville, Ohio/Centerville
94	C.J. Maduwesi	DL	6-9	240	r-Jr.	SQ	Bronx, N.Y./Chrisland
95	Christian Brown	DL	6-2	290	r-Jr.	2vl	Fort Myers, Fla./Bridgeton
96	Jaleel Fields	DL	6-1	286	r-Fr.	SQ	Aliquippa, Pa./Aliquippa
97	Noble Nwachukwu	DL	6-2	271	r-Jr.	2vl	Wylie, Texas/Wylie
99	Xavier Pegues	DL	6-2	286	Jr.	JC	Oxford, Miss./Oxford/Itawamba CC





Skyler HOWARD

Karl JOSEPH

### Game No. 1: West Virginia 44, Georgia Southern 0

**MORGANTOWN, W.Va. (Sept 5, 2015)** - Led by its veteran defense, West Virginia opened the 2015 season with an impressive, 44-0, shutout of Georgia Southern and its option offense.

The Eagles did not complete a pass until late in the third quarter and were held to just two completions and 29 yards through the air. Leading the Mountaineer defensive performance was senior Karl Joseph with three interceptions and a forced fumble to go along with a game high eight tackles.

For its part, the Mountaineer offense connected on big plays throughout the night and eventually broke the game open in the second half.

The scoring started fairly early in the first quarter on the game's opening possession. Much had been made in the preseason of West Virginia's young and talented receiving corps and the season's first touchdown went to a true freshman.

Finishing off a nine-play, 87-yard drive was quarterback Skyler Howard's 41-yard bomb to Jovon Durante, marking the freshman's first career catch.

West Virginia has an All-American kicker and Lou Groza finalist in junior Josh Lambert, and the Mountaineers put his leg to work for the rest of the first half.

Lambert was called on to attempt his first field goal of the season at the 7:59 mark, and he converted from 26-yards out, ending the scoring in the opening quarter in favor of WVU, 10-0.

Lambert's kicking leg came in handy again in the second quarter as his 32-yard field goal ended a 66-yard scoring drive, before his 22-yarder closed a 65-yard drive and gave the Mountaineers a 16-0 advantage at the half.

While West Virginia chalked up 319 yards of total offense in the first half, the Eagles had just 89 total yards but still only trailed by two scores.

That soon changed in the second half, as the WVU offense erupted for 28 points and the first half field goals turned in to second half touch-

downs.

Joseph's second interception set up running back Rushel Shell's six-yard touchdown run at the 9:06 mark of the third.

Howard then threw his second touchdown pass in the game at the 4:19 mark, when he found Shelton Gibson for a 26-yard scoring strike and a 30-0 Mountaineer advantage.

Joseph's third interception in the quarter led to West Virginia's next score early in the fourth. Howard found receiver Daikiel Shorts for a 26-yard pass, setting up Wendell Smallwood's 19-yard

scoring run on the very next play. The rushing score sealed an impressive 85-yard drive in just six plays, giving WVU a 37-0 lead.

The Mountaineers finished the game's scoring with 2:26 left, when backup quarterback William Crest Jr. marched the Mountaineers on a 10-play, 41-yard drive that ended with Crest's two-yard run.

Gibson and Durante both made their first starts for the Mountaineers and responded with 100-yard receiving efforts. Gibson had three catches for 130 yards and a score, while Durante finished with three receptions for 121 yards and a touchdown. Ironically, both long receptions by the two receivers went for 57 yards.

Howard was solid with 16 completions for 359 yards, and Wendell Smallwood led the rushing effort with 96 yards and a score. In addition to the play of Joseph, a preseason All-American, the WVU defense got a strong performance out of senior linebacker Nick Kwiatkoski with seven tackles and two TFL

Final totals for West Virginia stood at 185 yards rushing and 359 passing for 544 yards of total offense on just 66 plays for an average of 8.4 yards per play.

With the win, West Virginia recorded back-to-back shutouts in home openers and improved to 88-31-4 all-time in season openers and 31-4-1 in openers at Milan Puskar Stadium.

## Scoring and Statistical Summary

	1	2	3	4	F
Ga. Southern	0	0	0	0	0
West Virginia	10	6	14	14	44

1st	WVU - Jovon Durante 41 pass from Skyler Howard (Josh Lambert kick)	
	WVU - Lambert 26 FG	
2nd	WVU - Lambert 32 FG	
	WVU - Lambert 22 FG	
3rd	WVU - Rushel Shell 6 rush (Lambert kick)	
	WVU - Shelton Gibson 26 pass from Howard (Lambert kick)	
4th	WVU - Wendell Smallwood 19 rush (Lambert kick)	
	WVU - William Crest 2 rush (Lambert kick)	

	GSU	WVU
First Downs	14	21
Rushes/Yards	57/195	40/185
Passing Yardage	29	359
Passes	2/13/4	16/26/0
Punts	5/232/46.4	4/177/44.2
Fumbles/Lost	2/1	1/0
Return Yardage	96	0
Penalties/Yards	1/15	5/37
Time of Possession	34:07	25:53

WVU RUSHING: Smallwood 11-96, Shell 8-42; WVU PASSING: Howard 16-25-0-359; WVU RECEIVING: Gibson 3-130, Durante 3-121; WVU TACKLES (TFL/QS): Joseph 8, Kwiatkoski 7 (2/0) Rose 6; WVU INTERCEPTIONS: Joseph (3), Askew Henry (1).

GSU RUSHING: Breida 17-70, Upshaw 16-64; GSU PASSING: Upshaw 2-13-4-29; GSU RECEIVING: Keaton 1-17, Johnson 1-12; GSU TACKLES (TFL/QS): Dobson 7, Jones 6, Gallon 6 (1/1), Williams 6 (1/0); GSU INTERCEPTIONS: None.

Attendance - 55,182



Al-Rasheed BENTON

Jovon DURANTE

### Game No. 2: West Virginia 41, Liberty 17

**MORGANTOWN, W.Va. (Sept 12, 2015)** - West Virginia captured win No. 2 on the season with a 41-17 victory over Liberty at Milan Puskar Stadium.

The Mountaineers used a very efficient offense and solid defensive play to defeat the Flames. Efficiency came in the form of quarterback Skyler Howard who completed 21 passes on 26 attempts for 263 yards and three touchdowns.

Defensively, West Virginia shut out the Flames in the first half, giving the unit seven straight quarters of shutout football dating back to 2014. Punter Nick O'Toole also kept Liberty in poor field position for most of the game by pinning two punts inside the three-yard line and averaging almost 50 yards per punt.

The Mountaineer offense was able to march on the Flames in the first quarter with an 11-play and a 10-play drive that stalled in the red zone. Kicker Josh Lambert put the Mountaineers on the board at the 12:21 mark with a 28-yard field goal, followed by a 25-yarder at the 4:21 mark.

Leading 6-0 going in the second quarter, West Virginia finally turned drives into touchdowns to open up a 20-0 lead at the half.

Early in the second, Howard led the offense on a 71-yard drive that was highlighted by a 52-yard touchdown reception by receiver Shelton Gibson, upping the WVU advantage to 13-0.

Running back Wendell Smallwood closed out the scoring in the first half as he recovered his own fumble in the end zone for a West Virginia touchdown. Smallwood's run capped off an 11-play, 64-yard drive in 4:12. He gained four yards before fumbling and earned the additional yard by recovering the football in the end zone for the score.

West Virginia added another touchdown in the third quarter before the Liberty offense got on track and lit up its side of the board.

With 8:11 remaining in the third quarter, Howard again struck through the air with a 10-yard pass to Jovon Durante, putting the Mountaineers up 27-7.

Liberty came into the game with a highly touted offense and after missing three field goals in the first half, the Flames got on the board with 4:35 left in the quarter.

Quarterback Josh Woodrum ran the Flame offense well in the first half only to be kept off the board by the missed field goals. This time Woodrum connected on a seven-yard touchdown to Todd Macon, ending a 78-yard drive.

West Virginia answered the touchdown with one of its own with just 32 seconds left in the quarter. Howard tossed a four-yard pass to fullback Elijah

Wellman for WVU's sixth score on the day.

Early in the fourth, Liberty kicker John Lunsford finally connected on a field goal by hitting a 49-yarder, putting the Flames deficit at 34-10. Woodrum then struck with the deep pass by connecting with Zac Parker on a 60-yard scoring strike to put the score at 34-17 in favor of WVU.

The Mountaineers ended the scoring with just 3:36 left on Smallwood's five-yard rush.

Aside from the efficiency of Howard, West Virginia got good offensive numbers from Smallwood with two scores and 88 yards rushing. Howard added 68 yards rushing to go along with his strong passing totals, and Gibson finished with 81 yards receiving, followed by Daikiel Shorts with 78 yards.

On defense, linebackers Nick Kwiatkoski and Al-Rasheed Benton along with defensive back Dravon Askew-Henry all totaled seven tackles.

For Liberty, Woodrum passed for 280 yards, Desmond Rice rushed for 37 and Dante' Shells had 71 yards receiving to pace the offense. On the defensive side of the ball for the Flames, Nick Newman and Avery James combined for 19 tackles, three TFL and one sack

Final totals showed West Virginia with 172 yards rushing and 313 through the air for 485 yards of offense. Liberty rushed for 92 yards and passed for 280 to total 372 yards.

With the win, WVU moves to 16-0 all-time against FCS schools.

## Scoring and Statistical Summary

	1	2	3	4	F
Liberty .....	0	0	7	10	17
West Virginia.....	6	14	14	7	41

1st	WVU - Josh Lambert 28 FG WVU - Lambert 25 FG	
2nd	WVU - Shelton Gibson 52 pass from Skyler Howard (Lambert kick) WVU - Wendell Smallwood 0 fumble recovery (Lambert kick)	
3rd	WVU - Jovon Durante 10 pass from Howard (Lambert kick) LU - Todd Macon 7 rush (John Lunsford kick) WVU - Elijah Wellman 4 pass from Howard (Lambert kick)	
4th	WVU - Lunsford 49 FG LU - Zac Parker 60 pass from Josh Woodrum (Lunsford kick) WVU - Smallwood 5 rush (Lambert kick)	

	LU	WVU
First Downs	17	25
Rushes/Yards	28/92	45/172
Passing Yardage	280	313
Passes	21/33/0	27/32/0
Punts	4/155/38.8	3/149/49.7
Fumbles/Lost	1/0	1/0
Return Yardage	109	61
Penalties/Yards	4/26	6/58
Time of Possession	30:33	29:27

WVU RUSHING: Smallwood 15-88, Howard 12-68; WVU PASSING: Howard 21-26-0-263; WVU RECEIVING: Durante 7-60, Shorts 4-78, Jennings 4-28, Smallwood 4-24; WVU TACKLES (TFL/QS): Henry 7, Kwiatkoski 7 (1/0), Benton 7 (2/0), WVU INTERCEPTIONS: None.

LU RUSHING: Rice 11-37, Macon 8-31; LU PASSING: Woodrum 21-32-0-280; LU RECEIVING: Shells 4-71, Peterson 4-64; LU TACKLES (TFL/QS): Newman 10 (1/0), James 9 (2/1); LU INTERCEPTIONS: None.

Attendance - 52,899





TerrellCHESTNUT

WendellSMALLWOOD

### West Virginia's Last Game: West Virginia 45, Maryland 6

**MORGANTOWN, W.Va. (Sept 26, 2015)** - No matter how you look at it, West Virginia turned in a dominating performance in game three of the 2015 season with a lopsided 45-6 victory over Maryland.

Pregame festivities included the induction of the 25th WVU Sports Hall of Fame class, which included football's Amos Zereoue, Ken Herock and Bobby Bowden, the 40th anniversary reunion of the 1975 Peach Bowl championship team and country music star Brad Paisley becoming only the second person in Milan Puskar Stadium history to sing "Take Me Home, Country Roads" live in a pregame performance.

However, none of the festivities provided a distraction to the Mountaineers, who were focused on the non-conference matchup between the Big 12 and Big Ten.

The Mountaineers started fast and never looked back. On WVU's opening possession, quarterback Skyler Howard found fullback Elijah Welman for a seven-yard touchdown, and the score would pave the way for a 21-point first quarter for WVU.

West Virginia started the game by scoring on four of its first five drives, with the lone non-scoring drive ending with a missed field goal.

The West Virginia defense came up with five interceptions in the game, which put the Mountaineers in great field position, and an efficient offense made the most of the turnovers.

WVU added to its seven-point advantage with a Wendell Smallwood four-yard rush, before closing the first quarter on Howard's 15-yard touchdown pass to receiver Shelton Gibson.

The first score of the second quarter was one of the prettiest deep scoring passes you will see as Howard hit Gibson in stride behind a Terp defender for a 41-yard touchdown strike and a 28-0 WVU advantage.

That pass ended a five-play, 80-yard drive, and while the Mountaineer defense kept the pressure on, the offense kept its foot on the gas pedal. By

adding two more scores before the half, West Virginia took a 38-0 lead in the locker room. Tailback Rushel Shell scored on a two-yard rush, and kicker Josh Lambert added a 48-yard field goal as time expired.

WVU punter Nick O'Toole averaged 45.2 yards per punt with long punts of 56 and 54 yards to continue the poor field position for the Terps. O'Toole even managed to extend one WVU drive with a 13-yard fake punt on 4th-and-12. Relegated to a mostly running attack to kill the clock in the second half, West Virginia got its last score at the

12:48 mark of the fourth quarter, when Howard hit receiver Daikiel Shorts Jr., for a one-yard TD pass.

Maryland managed to get on the board with 11:45 remaining, when Daxx Garmen converted on a 46-yard scoring pass to receiver Jahrvs Davenport.

Smallwood had a big day rushing with 147 yards and one score. Shell contributed 77 yards rushing and more than 100 all-purpose yards. Howard once again was strong with 21 completions on 33 attempts for 294 yards and four touchdowns. Gibson hauled in six passes for 118 yards and two scores to lead all receivers.

On defense, the Mountaineers held the Terps to just 80 total yards in the first half, including only three passing yards. Leading the unit was Jared Barber with five tackles, while Karl Joseph, KJ Dillion, Terrell Chestnut, Daryl Worley and Jeremy Tyler all recorded interceptions. Chestnut even saved a score by running down Terp running back Brandon Ross and forcing a fumble at the one-yard line that resulted in a touchback.

Ross topped Maryland's offense with 130 yards rushing, and Antwaine Carter collected 14 tackles and three TFLs.

Final numbers showed WVU with a balanced 304 yards rushing and 297 passing for 601 total yards. Maryland finished with 173 on the ground and 153 passing for 326 total yards.

WVU now has won two straight in the series with the Terps and leads 28-22-2.

## Scoring and Statistical Summary

	1	2	3	4	F
Maryland	0	0	0	6	6
West Virginia	21	17	0	7	45

- 1st WVU - Elijah Wellman 7 pass from Skyler Howard (Josh Lambert kick)  
WVU - Wendell Smallwood 4 rush (Lambert kick)  
WVU - Shelton Gibson 15 pass from Howard (Lambert kick)
- 2nd WVU - Gibson 41 pass from Howard (Lambert kick)  
WVU - Rushel Shell 2 rush (Lambert kick)  
WVU - Lambert 48 FG
- 4th WVU - Daikiel Shorts 1 pass from Howard (Lambert kick)  
UMD - Jahrvs Davenport 46 pass from Daxx Garman (Garman rush failed)

	UMD	WVU
First Downs	14	37
Rushes/Yards	29/173	59/304
Passing Yardage	153	297
Passes	14/36/5	23/37/1
Punts	7/273/39.0	4/181/45.2
Fumbles/Lost	1/1	2/1
Return Yardage	81	64
Penalties/Yards	10/100	10/124
Time of Possession	23:26	36:34

WVU RUSHING: Smallwood 22-147, Shell 15-77; WVU PASSING: Howard 21-33-0-294; WVU RECEIVING: Gibson 6-118, Thompson 3-42; WVU TACKLES (TFL/QS): Barber 5 (1/0), Kwiatkoski 4 (1/1), Joseph 4 (1/1); WVU INTERCEPTIONS: Joseph, Worley, Chestnut, Dillon, Tyler.

UMD RUSHING: Ross 15-130; UMD PASSING: Rowe 10-27-4-67; UMD RECEIVING: Edwards 3-33, Brown 3-26; UMD TACKLES (TFL/QS): Carter 14 (3/0), Brooks 10 (1/0), Hendy 10; UMD INTERCEPTIONS: Nixon.

Attendance - 61,174



The Automated ScoreBook  
 West Virginia Game Results (as of Oct 03, 2015)  
 All games

Date	Opponent	Score	Overall Record	Conference Record	Time	Attend
Sep 5, 2015	GEORGIA SOUTHERN	W 44-0	1- 0- 0	0- 0- 0	3:12	55182
Sep 12, 2015	LIBERTY	W 41-17	2- 0- 0	0- 0- 0	3:06	52899
Sep 26, 2015	MARYLAND	W 45-6	3- 0- 0	0- 0- 0	3:29	61174
* Oct 03, 2015	at #15 Oklahoma	24-44 L	3- 1- 0	0- 1- 0	3:43	84384

\* indicates conference game

Opponent	Score	-----FIRST DOWNS-----				---RUSHING---		-----PASSING-----			--TOTAL OFFENSE--		Return	Turn-
		Total	Rush	Pass	Pen	Number-Yards		Comp-Att-Int	Yards	Plays-Yards	Yards	Overs		
GEORGIA SOUTHERN....	44-0	21/14	10/11	11/2	0/1	40-185 / 57-195	16-26- 0 / 2-13- 4	359/29	66-544 / 70-224	0/96	0/5			
LIBERTY.....	41-17	25/17	9/2	15/12	1/3	45-172 / 28-92	27-32- 0 / 21-33- 0	313/280	77-485 / 61-372	61/109	0/0			
MARYLAND.....	45-6	37/14	15/4	16/7	6/3	59-304 / 29-173	23-37- 1 / 14-36- 5	297/153	96-601 / 65-326	61/81	2/6			
Oklahoma.....	24-44	27/16	10/3	9/11	8/2	53-196 / 33-107	17-32- 3 / 14-25- 1	173/320	85-369 / 58-427	97/203	5/2			
Totals.....	154-67	110/61	44/20	51/32	15/9	197-857 /147-567	83-127- 4/ 51-107-10	1142/782	324-1999/ 254-1349	219/489	7/13			

Note: Game totals are displayed in the format TEAM/OPPONENT for each category

**The Automated ScoreBook**  
**West Virginia Overall Team Statistics (as of Oct 03, 2015)**  
**All games**

<b>Team Statistics</b>	<b>WVU</b>	<b>OPP</b>
SCORING	154	67
Points Per Game	38.5	16.8
Points Off Turnovers	27	13
FIRST DOWNS	110	61
Rushing	44	20
Passing	51	32
Penalty	15	9
RUSHING YARDAGE	857	567
Yards gained rushing	1014	659
Yards lost rushing	157	92
Rushing Attempts	197	147
Average Per Rush	4.4	3.9
Average Per Game	214.2	141.8
TDs Rushing	9	2
PASSING YARDAGE	1142	782
Comp-Att-Int	83-127-4	51-107-10
Average Per Pass	9.0	7.3
Average Per Catch	13.8	15.3
Average Per Game	285.5	195.5
TDs Passing	10	5
TOTAL OFFENSE	1999	1349
Total Plays	324	254
Average Per Play	6.2	5.3
Average Per Game	499.8	337.2
KICK RETURNS: #-Yards	7-135	16-291
PUNT RETURNS: #-Yards	8-61	3-39
INT RETURNS: #-Yards	10-23	4-110
KICK RETURN AVERAGE	19.3	18.2
PUNT RETURN AVERAGE	7.6	13.0
INT RETURN AVERAGE	2.3	27.5
FUMBLES-LOST	6-3	5-3
PENALTIES-Yards	32-330	27-275
Average Per Game	82.5	68.8
PUNTS-Yards	18-833	21-877
Average Per Punt	46.3	41.8
Net punt average	38.6	37.0
KICKOFFS-Yards	29-1833	16-1007
Average Per Kick	63.2	62.9
Net kick average	43.7	40.4
TIME OF POSSESSION/Game	31:16	28:44
3RD-DOWN Conversions	28/61	14/53
3rd-Down Pct	46%	26%
4TH-DOWN Conversions	4/5	0/8
4th-Down Pct	80%	0%
SACKS BY-Yards	8-49	14-129
MISC YARDS	0	0
TOUCHDOWNS SCORED	19	8
FIELD GOALS-ATTEMPTS	7-10	4-7
ON-SIDE KICKS	0-0	0-0
RED-ZONE SCORES	(20-22) 91%	(4-7) 57%
RED-ZONE TOUCHDOWNS	(14-22) 64%	(2-7) 29%
PAT-ATTEMPTS	(19-19) 100%	(7-7) 100%
ATTENDANCE	169255	84384
Games/Avg Per Game	3/56418	1/84384
Neutral Site Games		0/0

<b>Score by Quarters</b>	<b>1st</b>	<b>2nd</b>	<b>3rd</b>	<b>4th</b>	<b>OT</b>	<b>Total</b>
West Virginia	37	44	45	28	0	154
Opponents	7	17	17	26	0	67

**The Automated ScoreBook**  
**West Virginia Overall Individual Statistics (as of Oct 03, 2015)**  
**All games**

<u>Rushing</u>	<u>gp</u>	<u>att</u>	<u>gain</u>	<u>loss</u>	<u>net</u>	<u>avg</u>	<u>td</u>	<u>lg</u>	<u>avg/g</u>
Smallwood, Wendell	4	70	450	8	442	6.3	4	25	110.5
Shell, Rushel	4	54	222	4	218	4.0	3	23	54.5
Howard, Skyler	4	44	221	120	101	2.3	1	50	25.2
Thomas-Williams, D.	4	11	37	0	37	3.4	0	12	9.2
Crest, William	3	12	54	18	36	3.0	1	17	12.0
O'Toole, Nick	4	1	13	0	13	13.0	0	13	3.2
Marcellus, Jacky	2	4	17	4	13	3.2	0	8	6.5
TEAM	3	1	0	3	-3	-3.0	0	0	-1.0
Total	4	197	1014	157	857	4.4	9	50	214.2
Opponents	4	147	659	92	567	3.9	2	55	141.8

<u>Passing</u>	<u>gp</u>	<u>effic</u>	<u>comp-att-int</u>	<u>pct</u>	<u>yds</u>	<u>td</u>	<u>lg</u>	<u>avg/g</u>
Howard, Skyler	4	165.07	75-116-4	64.7	1089	10	57	272.2
Crest, William	3	113.20	8-11-0	72.7	53	0	23	17.7
Total	4	160.57	83-127-4	65.4	1142	10	57	285.5
Opponents	4	105.78	51-107-10	47.7	782	5	71	195.5

<u>Receiving</u>	<u>gp</u>	<u>no.</u>	<u>yds</u>	<u>avg</u>	<u>td</u>	<u>lg</u>	<u>avg/g</u>
Gibson, Shelton	4	15	364	24.3	4	57	91.0
Durante, Jovon	4	15	226	15.1	3	57	56.5
Shorts, Daikiel	4	13	200	15.4	1	29	50.0
Smallwood, Wendell	4	13	78	6.0	0	13	19.5
Thompson, Jordan	4	9	118	13.1	0	20	29.5
Mathis, Devonte	4	6	47	7.8	0	14	11.8
Jennings, Gary	4	4	28	7.0	0	11	7.0
Shell, Rushel	4	3	44	14.7	0	16	11.0
Wellman, Elijah	4	2	11	5.5	2	7	2.8
Marcellus, Jacky	2	1	23	23.0	0	23	11.5
Myers, KJ	4	1	7	7.0	0	7	1.8
Underwood, Stone	4	1	-4	-4.0	0	0	-1.0
Total	4	83	1142	13.8	10	57	285.5
Opponents	4	51	782	15.3	5	71	195.5

<u>Punt Returns</u>	<u>no.</u>	<u>yds</u>	<u>avg</u>	<u>td</u>	<u>lg</u>
Dillon, KJ	4	31	7.8	0	19
Jennings, Gary	4	30	7.5	0	15
Total	8	61	7.6	0	19
Opponents	3	39	13.0	0	27

<u>Interceptions</u>	<u>no.</u>	<u>yds</u>	<u>avg</u>	<u>td</u>	<u>lg</u>
Joseph, Karl	5	7	1.4	0	7
Worley, Daryl	1	0	0.0	0	0
Tyler, Jeremy	1	16	16.0	0	16
Askew-Henry, Dravon	1	0	0.0	0	0
Dillon, KJ	1	0	0.0	0	0
Chestnut, Terrell	1	0	0.0	0	0
Total	10	23	2.3	0	16
Opponents	4	110	27.5	0	38

<u>Kick Returns</u>	<u>no.</u>	<u>yds</u>	<u>avg</u>	<u>td</u>	<u>lg</u>
Gibson, Shelton	3	55	18.3	0	25
Dillon, KJ	2	26	13.0	0	25
Jennings, Gary	1	18	18.0	0	18
Durante, Jovon	1	36	36.0	0	36
Total	7	135	19.3	0	36
Opponents	16	291	18.2	0	27

<u>Fumble Returns</u>	<u>no.</u>	<u>yds</u>	<u>avg</u>	<u>td</u>	<u>lg</u>
Total	0	0	0.0	0	0
Opponents	2	49	24.5	1	41



**The Automated ScoreBook**  
**West Virginia Overall Individual Statistics (as of Oct 03, 2015)**  
**All games**

Scoring	td	fg	PAT				dpx	saf	pts
			kick	rush	rcv	pass			
Lambert, Josh	-	7-10	19-19	-	-	-	-	-	40
Smallwood, Wendell	4	-	-	-	-	-	-	-	24
Gibson, Shelton	4	-	-	-	-	-	-	-	24
Shell, Rushel	3	-	-	-	-	-	-	-	18
Durante, Jovon	3	-	-	-	-	-	-	-	18
Wellman, Elijah	2	-	-	-	-	-	-	-	12
Shorts, Daikiel	1	-	-	-	-	-	-	-	6
Crest, William	1	-	-	-	-	-	-	-	6
Howard, Skyler	1	-	-	-	-	-	-	-	6
<b>Total</b>	<b>19</b>	<b>7-10</b>	<b>19-19</b>	<b>-</b>	<b>-</b>	<b>-</b>	<b>-</b>	<b>-</b>	<b>154</b>
<b>Opponents</b>	<b>8</b>	<b>4-7</b>	<b>7-7</b>	<b>0-1</b>	<b>-</b>	<b>-</b>	<b>-</b>	<b>-</b>	<b>67</b>

Total Offense	g	plays	rush	pass	total	avg/g
Howard, Skyler	4	160	101	1089	1190	297.5
Smallwood, Wendell	4	70	442	0	442	110.5
Shell, Rushel	4	54	218	0	218	54.5
Crest, William	3	23	36	53	89	29.7
Thomas-Williams, D.	4	11	37	0	37	9.2
O'Toole, Nick	4	1	13	0	13	3.2
Marcellus, Jacky	2	4	13	0	13	6.5
<b>TEAM</b>	<b>3</b>	<b>1</b>	<b>-3</b>	<b>0</b>	<b>-3</b>	<b>-1.0</b>
<b>Total</b>	<b>4</b>	<b>324</b>	<b>857</b>	<b>1142</b>	<b>1999</b>	<b>499.8</b>
<b>Opponents</b>	<b>4</b>	<b>254</b>	<b>567</b>	<b>782</b>	<b>1349</b>	<b>337.2</b>

Field Goals	fg	pct.	01-19	20-29	30-39	40-49	50-99	lg	blk
Lambert, Josh	7-10	70.0	0-0	5-5	1-1	1-2	0-2	48	1

FG Sequence	West Virginia	Opponents
Georgia Southern	(26),(32),(22)	-
Liberty	(28),(25),54	46,52,31,(49)
Maryland	51,(48),44	-
Oklahoma	(23)	(40),(25),(44)

Punting	no.	yds	avg	lg	tb	fc	i20	50+	blk
O'Toole, Nick	18	833	46.3	65	5	4	8	8	0
<b>Total</b>	<b>18</b>	<b>833</b>	<b>46.3</b>	<b>65</b>	<b>5</b>	<b>4</b>	<b>8</b>	<b>8</b>	<b>0</b>
<b>Opponents</b>	<b>21</b>	<b>877</b>	<b>41.8</b>	<b>58</b>	<b>2</b>	<b>1</b>	<b>5</b>	<b>3</b>	<b>0</b>

Kickoffs	no.	yds	avg	tb	ob	retn	net	ydln
O'Toole, Nick	21	1323	63.0	8	2			
Molina, Mike	8	510	63.8	3	0			
<b>Total</b>	<b>29</b>	<b>1833</b>	<b>63.2</b>	<b>11</b>	<b>2</b>	<b>18.2</b>	<b>43.7</b>	<b>21</b>
<b>Opponents</b>	<b>16</b>	<b>1007</b>	<b>62.9</b>	<b>9</b>	<b>0</b>	<b>19.3</b>	<b>40.4</b>	<b>24</b>

Numbers in (parentheses) indicate field goal was made.

**The Automated ScoreBook**  
**West Virginia Overall Individual Statistics (as of Oct 03, 2015)**  
**All games**

<u>All Purpose</u>	<u>g</u>	<u>rush</u>	<u>rcv</u>	<u>pr</u>	<u>kr</u>	<u>ir</u>	<u>total</u>	<u>avg/g</u>
Smallwood, Wen	4	442	78	0	0	0	520	130.0
Gibson, Shelton	4	0	364	0	55	0	419	104.8
Shell, Rushel	4	218	44	0	0	0	262	65.5
Durante, Jovon	4	0	226	0	36	0	262	65.5
Shorts, Daikiel	4	0	200	0	0	0	200	50.0
Thompson, Jord	4	0	118	0	0	0	118	29.5
Howard, Skyler	4	101	0	0	0	0	101	25.2
Jennings, Gary	4	0	28	30	18	0	76	19.0
Dillon, KJ	4	0	0	31	26	0	57	14.2
Mathis, Devonte	4	0	47	0	0	0	47	11.8
Thomas-William	4	37	0	0	0	0	37	9.2
Marcellus, Jacky	2	13	23	0	0	0	36	18.0
Crest, William	3	36	0	0	0	0	36	12.0
Tyler, Jeremy	4	0	0	0	0	16	16	4.0
O'Toole, Nick	4	13	0	0	0	0	13	3.2
Wellman, Elijah	4	0	11	0	0	0	11	2.8
Myers, KJ	4	0	7	0	0	0	7	1.8
Joseph, Karl	4	0	0	0	0	7	7	1.8
TEAM	3	-3	0	0	0	0	-3	-1.0
Underwood, Sto	4	0	-4	0	0	0	-4	-1.0
Total	4	857	1142	61	135	23	2218	554.5
Opponents	4	567	782	39	291	110	1789	447.2

The Automated ScoreBook  
West Virginia Overall Defensive Statistics (as of Oct 03, 2015)  
All games

##	Defensive Leaders	gp	Tackles			tfl/yds	Sacks no-yds	Pass defense			Fumbles		blkd	
			ua	a	tot			int-yds	brup	qbh	rcv-yds	ff	kick	saf
35	Kwiatkoski, Nick	4	16	13	29	4.5-18	1.0-6	.	.	.	1-0	.	.	.
8D	Joseph, Karl	4	15	5	20	2.0-9	1.0-8	5-7	1	.	1-0	.	.	.
93	Rose, Kyle	4	12	4	16	.	.	.	.	.	.	.	.	.
36	Petteway, Shaq	4	9	6	15	3.0-15	2.0-14	.	.	2	.	.	.	.
6D	Askew-Henry, Dravon	4	12	3	15	0.5-1	.	1-0	.	.	.	.	.	.
42	Barber, Jared	3	7	7	14	3.0-8	0.5-2	.	.	1	.	.	.	.
9	Dillon, KJ	4	9	5	14	2.5-12	.	1-0	3	.	.	1	.	.
7D	Worley, Daryl	4	11	1	12	.	.	1-0	3	.	.	1	.	.
17	Benton, Al-Rasheed	4	9	3	12	4.0-8	.	.	.	.	.	.	.	.
45	Kinsey, Eric	4	3	8	11	0.5-2	.	.	1	.	.	.	.	.
97	Nwachukwu, Noble	4	7	4	11	1.5-6	1.5-6	.	1	1	.	1	.	.
16	Chestnut, Terrell	4	10	1	11	1.0-2	.	1-0	1	.	.	1	.	.
95	Brown, Christian	4	7	1	8	1.0-2	.	.	.	.	.	.	.	.
27	Walters, Sean	4	6	.	6	1.0-10	1.0-10	.	.	.	.	.	.	.
49	Howard, Darrien	4	4	1	5	2.0-7	1.0-3	.	1	.	.	.	.	.
20	Muldrow, Edward	3	3	2	5	1.0-3	.	.	.	.	.	.	.	.
18	Gross, Marvin	4	4	.	4	.	.	.	.	.	.	.	.	.
24	Tyler, Jeremy	4	3	1	4	.	.	1-16	.	.	.	.	.	.
30	Arndt, Justin	4	3	1	4	.	.	.	.	.	.	.	.	.
22	Harper, Jarrod	4	3	1	4	1.0-2	.	.	.	.	.	.	.	.
5D	Preston, Xavier	4	2	2	4	.	.	.	.	1	.	.	.	.
3D	Rumph, Rick	4	3	1	4	.	.	.	.	.	.	.	.	.
92	Lewis, Jon	2	1	2	3	.	.	.	.	.	.	.	.	.
90	Jefferson, Larry	4	1	1	2	.	.	.	.	.	.	.	.	.
44	Christian, Hodari	2	2	.	2	.	.	.	.	.	.	.	.	.
14	Kyeremeh, Nana	4	.	1	1	0.5-1	.	.	.	.	.	.	.	.
55	Cajuste, Yodny	4	1	.	1	.	.	.	.	.	.	.	.	.
88	Clay, Cody	4	1	.	1	.	.	.	.	.	.	.	.	.
31	Bruce, Isaiah	4	1	.	1	.	.	.	.	.	.	.	.	.
48	Molina, Mike	3	1	.	1	.	.	.	.	.	.	.	.	.
3	Howard, Skyler	4	.	1	1	.	.	.	.	.	.	.	.	.
1	Gibson, Shelton	4	.	1	1	.	.	.	.	.	.	.	.	.
10	Thompson, Jordan	4	1	.	1	.	.	.	.	.	.	.	.	.
57	Pankey, Adam	4	1	.	1	.	.	.	.	.	.	.	.	.
96	Fields, Jaleel	2	1	.	1	.	.	.	.	.	.	.	.	.
TM	TEAM	3	.	.	.	.	.	.	.	.	1-0	.	.	.
	Total	4	169	76	245	29-106	8-49	10-23	11	5	3-0	4	.	.
	Opponents	4	238	72	310	31-163	14-129	4-110	8	3	3-49	6	1	.





**The Automated ScoreBook**  
**West Virginia Individual Season/Career Statistics (as of Oct 03, 2015)**  
**All games**

SEASON						CAREER					
Punt Returns	no.	yds	avg	td	lg	no.	yds	avg	td	lg	
Jennings, Gary	4	30	7.5	0	15	4	30	7.5	0	15	
Dillon, KJ	4	31	7.8	0	19	4	31	7.8	0	19	
Total	8	61	7.6	0	19						
Opponents	3	39	13.0	0	27						

SEASON						CAREER					
Kick Returns	no.	yds	avg	td	lg	no.	yds	avg	td	lg	
Gibson, Shelton	3	55	18.3	0	25	16	305	19.1	0	42	
Dillon, KJ	2	26	13.0	0	25	2	26	13.0	0	25	
Durante, Jovon	1	36	36.0	0	36	1	36	36.0	0	36	
Jennings, Gary	1	18	18.0	0	18	1	18	18.0	0	18	
Total	7	135	19.3	0	36						
Opponents	16	291	18.2	0	27						

SEASON						CAREER					
Interceptions	no.	yds	avg	td	lg	no.	yds	avg	td	lg	
Joseph, Karl	5	7	1.4	0	7	9	40	4.4	0	22	
Tyler, Jeremy	1	16	16.0	0	16	1	16	16.0	0	16	
Dillon, KJ	1	0	0.0	0	0	4	35	8.8	1	35	
Askew-Henry, Dravon	1	0	0.0	0	0	3	53	17.7	1	52	
Worley, Daryl	1	0	0.0	0	0	5	50	10.0	0	37	
Chestnut, Terrell	1	0	0.0	0	0	2	0	0.0	0	0	
Total	10	23	2.3	0	16						
Opponents	4	110	27.5	0	38						

SEASON						CAREER					
Fumble Returns	no.	yds	avg	td	lg	no.	yds	avg	td	lg	
Total	0	0	0.0	0	0						
Opponents	2	49	24.5	1	41						

All Purpose	g	rush	rcv	pr	kr	ir	total	avg/g	g	rush	rcv	pr	kr	ir	total	avg/g
Smallwood, Wen	4	442	78	0	0	0	520	130.0	29	1385	536	0	550	0	2471	85.2
Gibson, Shelton	4	0	364	0	55	0	419	104.8	16	0	424	0	305	0	729	45.6
Durante, Jovon	4	0	226	0	36	0	262	65.5	4	0	226	0	36	0	262	65.5
Shell, Rushel	4	218	44	0	0	0	262	65.5	16	1006	184	3	61	0	1254	78.4
Shorts, Daikiel	4	0	200	0	0	0	200	50.0	29	0	1041	0	0	0	1041	35.9
Thompson, Jorda	4	0	118	0	0	0	118	29.5	40	47	979	70	80	0	1176	29.4
Howard, Skyler	4	101	0	0	0	0	101	25.2	8	241	0	0	0	0	241	30.1
Jennings, Gary	4	0	28	30	18	0	76	19.0	4	0	28	30	18	0	76	19.0
Dillon, KJ	4	0	0	31	26	0	57	14.2	39	0	0	31	26	35	92	2.4
Mathis, Devonte	4	0	47	0	0	0	47	11.8	20	0	129	0	0	0	129	6.4
Thomas-Williams	4	37	0	0	0	0	37	9.2	4	37	0	0	0	0	37	9.2
Crest, William	3	36	0	0	0	0	36	12.0	4	63	0	0	0	0	63	15.8
Marcellus, Jacky	2	13	23	0	0	0	36	18.0	2	13	23	0	0	0	36	18.0
Tyler, Jeremy	4	0	0	0	0	16	16	4.0	25	0	0	0	0	16	16	0.6
O'Toole, Nick	4	13	0	0	0	0	13	3.2	29	13	0	0	0	0	13	0.4
Wellman, Elijah	4	0	11	0	0	0	11	2.8	16	4	22	0	0	0	26	1.6
Myers, KJ	4	0	7	0	0	0	7	1.8	37	0	142	0	8	0	150	4.1
Joseph, Karl	4	0	0	0	0	7	7	1.8	42	0	0	0	0	40	40	1.0
TEAM	3	-3	0	0	0	0	-3	-1.0								
Underwood, Ston	4	0	-4	0	0	0	-4	-1.0	8	0	-4	0	0	0	-4	-0.5
Total	4	857	1142	61	135	23	2218	554.5								
Opponents	4	567	782	39	291	110	1789	447.2								

SEASON					CAREER				
Field Goals	att	good	long	blkd	att	good	long	blkd	
Lambert, Josh	10	7	48	1	72	54	55	5	
Total	10	7	48	1					
Opponents	7	4	49	0					

SEASON						CAREER					
Punting	no.	yds	avg	lg	blk	no.	yds	avg	lg	blk	
O'Toole, Nick	18	833	46.3	65	0	148	6434	43.5	68	0	
Total	18	833	46.3	65	0						
Opponents	21	877	41.8	58	0						





**The Automated ScoreBook**  
**West Virginia Red-Zone Results (as of Oct 03, 2015)**  
**All games**

**West Virginia Inside Opponent Red-Zone**

Date	Opponent	Score	Times In RZ	Times Scored	Total Pts	Rush TDs	Pass TDs	FGs Made	Failed to score inside RZ							
									FGA	Down	Int	Fumb	Half	Game		
Sep 5, 2015	GEORGIA SOUTHERN	W 44-0	7	6	30	3	3	0	3	0	1	0	0	0	0	0
Sep 12, 2015	LIBERTY	W 41-17	6	6	34	4	2	2	2	0	0	0	0	0	0	0
Sep 26, 2015	MARYLAND	W 45-6	6	5	35	5	2	3	0	1	0	0	0	0	0	0
Oct 03, 2015	at Oklahoma	L 24-44	3	3	17	2	1	1	1	0	0	0	0	0	0	0
Totals			22	20	116	14	8	6	6	1	1	0	0	0	0	0
			20 of 22 (90.9%)													

**Opponents Inside West Virginia Red-Zone**

Date	Opponent	Score	Times In RZ	Times Scored	Total Pts	Rush TDs	Pass TDs	FGs Made	Failed to score inside RZ							
									FGA	Down	Int	Fumb	Half	Game		
Sep 5, 2015	GEORGIA SOUTHERN	W 44-0	0	0	0	0	0	0	0	0	0	0	0	0	0	0
Sep 12, 2015	LIBERTY	W 41-17	2	1	7	1	1	0	0	1	0	0	0	0	0	0
Sep 26, 2015	MARYLAND	W 45-6	1	0	0	0	0	0	0	0	0	1	0	0	0	0
Oct 03, 2015	at Oklahoma	L 24-44	4	3	13	1	0	1	2	0	1	0	0	0	0	0
Totals			7	4	20	2	1	1	2	1	1	1	0	0	0	0
			4 of 7 (57.1%)													

**The Automated ScoreBook**  
**West Virginia By-Quarter Statistics (as of Oct 03, 2015)**  
**All games**

**3rd-Down Conversions**

Date	Opponent	Score	Overall	1st Qtr	2nd Qtr	3rd Qtr	4th Qtr	Overtime
Sep 5, 2015	GEORGIA SOUTHERN	W 44-0	3-12 25.0	1-3 33.3	0-5 0.0	0-1 0.0	2-3 66.7	
Sep 12, 2015	LIBERTY	W 41-17	8-13 61.5	2-4 50.0	1-1 100.0	1-3 33.3	4-5 80.0	
Sep 26, 2015	MARYLAND	W 45-6	9-16 56.2	2-2 100.0	2-4 50.0	2-5 40.0	3-5 60.0	
Oct 03, 2015	at Oklahoma	L 24-44	8-20 40.0	3-6 50.0	3-6 50.0	2-6 33.3	0-2 0.0	
	West Virginia		28-61 45.9	8-15 53.3	6-16 37.5	5-15 33.3	9-15 60.0	0-0 0.0
	Opponents		14-53 26.4	6-18 33.3	5-14 35.7	0-11 0.0	3-10 30.0	0-0 0.0

**4th-Down Conversions**

Date	Opponent	Score	Overall	1st Qtr	2nd Qtr	3rd Qtr	4th Qtr	Overtime
Sep 5, 2015	GEORGIA SOUTHERN	W 44-0	1-2 50.0	0-1 0.0	0-0 0.0	0-0 0.0	1-1 100.0	
Sep 12, 2015	LIBERTY	W 41-17	0-0 0.0	0-0 0.0	0-0 0.0	0-0 0.0	0-0 0.0	
Sep 26, 2015	MARYLAND	W 45-6	1-1 100.0	0-0 0.0	0-0 0.0	1-1 100.0	0-0 0.0	
Oct 03, 2015	at Oklahoma	L 24-44	2-2 100.0	0-0 0.0	0-0 0.0	2-2 100.0	0-0 0.0	
	West Virginia		4-5 80.0	0-1 0.0	0-0 0.0	3-3 100.0	1-1 100.0	0-0 0.0
	Opponents		0-8 0.0	0-2 0.0	0-1 0.0	0-3 0.0	0-2 0.0	0-0 0.0

**Time of Possession**

Date	Opponent	Score	Overall	1st Qtr	2nd Qtr	3rd Qtr	4th Qtr	Overtime
Sep 5, 2015	GEORGIA SOUTHERN	W 44-0	25:53	6:57	6:47	4:50	7:19	
Sep 12, 2015	LIBERTY	W 41-17	29:27	7:42	6:00	5:41	10:04	
Sep 26, 2015	MARYLAND	W 45-6	36:34	7:53	9:21	9:31	9:49	
Oct 03, 2015	at Oklahoma	L 24-44	33:11	9:11	7:49	9:38	6:33	
	West Virginia	Total	125:05	31:43	29:57	29:40	33:45	0:00
		Avg.	31:16	7:55	7:29	7:25	8:26	0:00
	Opponents	Total	114:55	28:17	30:03	30:20	26:15	0:00
		Avg.	28:43	7:04	7:30	7:35	6:33	0:00

**The Automated ScoreBook**  
**West Virginia Games Played (as of Oct 03, 2015)**  
**All games**

##	PLAYER	GP-GS	GS	LIBERTY	UMD	OU
89	Arndt, Darren	4/-	XXX	XXX	XXX	XXX
30	Arndt, Justin	4/-	XXX	XXX	XXX	XXX
6D	Askew-Henry, D.	4/4	START	START	START	START
42	Barber, Jared	3/3	START	...	START	START
17	Benton, A.	4/1	XXX	START	XXX	XXX
62	Bosch, Kyle	4/4	START	START	START	START
58	Brown, Amanii	3/-	XXX	XXX	XXX	...
95	Brown, C.	4/4	START	START	START	START
31	Bruce, Isaiah	4/-	XXX	XXX	XXX	XXX
55	Cajuste, Yodny	4/4	START	START	START	START
16	Chestnut, T.	4/4	START	START	START	START
44	Christian, H.	2/-	XXX	XXX	...	...
88	Clay, Cody	4/1	XXX	XXX	START	XXX
38	Commodore, S.	3/-	XXX	XXX	XXX	...
1B	Crest, William	3/-	XXX	XXX	XXX	...
81	Davis, Vernon	1/-	XXX	...	...	...
87	DePalma, John	3/-	XXX	...	XXX	XXX
9	Dillon, KJ	4/4	START	START	START	START
13	Douglas, Rasul	2/-	...	...	XXX	XXX
5	Durante, Jovon	4/3	START	START	XXX	START
96	Fields, Jaleel	2/-	XXX	...	XXX	...
1	Gibson, Shelton	4/4	START	START	START	START
18	Gross, Marvin	4/-	XXX	XXX	XXX	XXX
22	Harper, Jarrod	4/-	XXX	XXX	XXX	XXX
66	Haynes, Jonatha	2/-	...	...	XXX	XXX
49	Howard, Darrien	4/-	XXX	XXX	XXX	XXX
3	Howard, Skyler	4/4	START	START	START	START
90	Jefferson, L.	4/-	XXX	XXX	XXX	XXX
12	Jennings, Gary	4/-	XXX	XXX	XXX	XXX
8D	Joseph, Karl	4/4	START	START	START	START
45	Kinsey, E.	4/-	XXX	XXX	XXX	XXX
35	Kwiatkoski, N.	4/4	START	START	START	START
14	Kyeremeh, Nana	4/-	XXX	XXX	XXX	XXX
86	Lambert, Josh	4/-	XXX	XXX	XXX	XXX
77	Lazard, Marcell	4/-	XXX	XXX	XXX	XXX
92	Lewis, Jon	2/-	XXX	...	XXX	...
56	Lingafelter, G.	4/-	XXX	XXX	XXX	XXX
78	Lucas, Marquis	4/4	START	START	START	START
94	Maduwesi, C.J.	3/-	XXX	...	XXX	XXX
23	Marcellus, J.	2/-	...	XXX	XXX	...
82	Mathis, Devonte	4/1	XXX	XXX	START	XXX
70	Matteo, Tony	4/-	XXX	XXX	XXX	XXX
46	Meadows, Nick	2/-	...	XXX	XXX	...
48	Molina, Mike	3/-	XXX	XXX	...	XXX
20	Muldrow, Edward	3/-	...	XXX	XXX	XXX
19	Myers, KJ	4/-	XXX	XXX	XXX	XXX
97	Nwachukwu, N.	4/4	START	START	START	START



The Automated ScoreBook  
 West Virginia Games Played (as of Oct 03, 2015)  
 All games

##	PLAYER	GP-GS	GS	LIBERTY	UMD	OU
91	O'Toole, Nick	4/-	XXX	XXX	XXX	XXX
65	Orlosky, Tyler	4/4	START	START	START	START
57	Pankey, Adam	4/4	START	START	START	START
36	Petteway, Shaq	4/4	START	START	START	START
5D	Preston, Xavier	4/-	XXX	XXX	XXX	XXX
93	Rose, Kyle	4/4	START	START	START	START
3D	Rumph, Rick	4/-	XXX	XXX	XXX	XXX
2D	Shariff, Khairi	4/-	XXX	XXX	XXX	XXX
7	Shell, Rushel	4/1	START	XXX	XXX	XXX
6	Shorts, Daikiel	4/3	START	START	START	XXX
4	Smallwood, W.	4/4	START	START	START	START
8	Thomas-Williams	4/-	XXX	XXX	XXX	XXX
10	Thompson, J.	4/2	XXX	START	XXX	START
74	Townes, S.	3/-	XXX	XXX	...	XXX
24	Tyler, Jeremy	4/-	XXX	XXX	XXX	XXX
59	Underwood, S.	4/-	XXX	XXX	XXX	XXX
27	Walters, Sean	4/-	XXX	XXX	XXX	XXX
28	Wellman, Elijah	4/1	XXX	XXX	XXX	START
2	White, Ka'Raun	2/-	...	XXX	XXX	...
7D	Worley, Daryl	4/4	START	START	START	START

**The Automated ScoreBook**  
**West Virginia Game Superlatives (as of Oct 03, 2015)**  
**All games**

**INDIVIDUAL GAME HIGHS**

Rushes	22	Smallwood, Wendell vs Maryland (Sep 26, 2015)
	22	Smallwood, Wendell at Oklahoma (Oct 03, 2015)
Yards Rushing	147	Smallwood, Wendell vs Maryland (Sep 26, 2015)
TD Rushes	2	Smallwood, Wendell vs Liberty (Sep 12, 2015)
Long Rush	50	Howard, Skyler at Oklahoma (Oct 03, 2015)
Pass attempts	33	Howard, Skyler vs Maryland (Sep 26, 2015)
Pass completions	21	Howard, Skyler vs Liberty (Sep 12, 2015)
	21	Howard, Skyler vs Maryland (Sep 26, 2015)
Yards Passing	359	Howard, Skyler vs Georgia Southern (Sep 5, 2015)
TD Passes	4	Howard, Skyler vs Maryland (Sep 26, 2015)
Long Pass	57	Howard, Skyler vs Georgia Southern (Sep 5, 2015)
Receptions	6	Durante, Jovon vs Liberty (Sep 12, 2015)
	6	Gibson, Shelton vs Maryland (Sep 26, 2015)
Yards Receiving	130	Gibson, Shelton vs Georgia Southern (Sep 5, 2015)
TD Receptions	2	Gibson, Shelton vs Maryland (Sep 26, 2015)
Long Reception	57	Gibson, Shelton vs Georgia Southern (Sep 5, 2015)
	57	Durante, Jovon vs Georgia Southern (Sep 5, 2015)
Field Goals	3	Lambert, Josh vs Georgia Southern (Sep 5, 2015)
Long Field Goal	48	Lambert, Josh vs Maryland (Sep 26, 2015)
Punts	7	O'Toole, Nick at Oklahoma (Oct 03, 2015)
Punting Avg	49.7	O'Toole, Nick vs Liberty (Sep 12, 2015)
Long Punt	65	O'Toole, Nick vs Georgia Southern (Sep 5, 2015)
Punts inside 20	2	O'Toole, Nick vs Georgia Southern (Sep 5, 2015)
	2	O'Toole, Nick vs Liberty (Sep 12, 2015)
	2	O'Toole, Nick vs Maryland (Sep 26, 2015)
	2	O'Toole, Nick at Oklahoma (Oct 03, 2015)
Long Punt Return	19	Dillon, KJ vs Liberty (Sep 12, 2015)
Long Kickoff Return	36	Durante, Jovon at Oklahoma (Oct 03, 2015)
Tackles	11	Kwiatkoski, Nick at Oklahoma (Oct 03, 2015)
Sacks	1.0	Nwachukwu, Noble vs Georgia Southern (Sep 5, 2015)
	1.0	Walters, Sean vs Maryland (Sep 26, 2015)
	1.0	Petteway, Shaq vs Maryland (Sep 26, 2015)
	1.0	Howard, Darrien vs Maryland (Sep 26, 2015)
	1.0	Joseph, Karl at Oklahoma (Oct 03, 2015)
	1.0	Kwiatkoski, Nick at Oklahoma (Oct 03, 2015)
	1.0	Petteway, Shaq at Oklahoma (Oct 03, 2015)
Tackles For Loss	2.0	Benton, Al-Rasheed vs Liberty (Sep 12, 2015)
	2.0	Petteway, Shaq at Oklahoma (Oct 03, 2015)
Interceptions	3	Joseph, Karl vs Georgia Southern (Sep 5, 2015)

**The Automated ScoreBook**  
**West Virginia Game Superlatives (as of Oct 03, 2015)**  
**All games**

**TEAM GAME HIGHS**

Rushes	59	vs Maryland (Sep 26, 2015)
Yards Rushing	304	vs Maryland (Sep 26, 2015)
Yards Per Rush	5.2	vs Maryland (Sep 26, 2015)
TD Rushes	3	vs Georgia Southern (Sep 5, 2015)
Pass attempts	37	vs Maryland (Sep 26, 2015)
Pass completions	27	vs Liberty (Sep 12, 2015)
Yards Passing	359	vs Georgia Southern (Sep 5, 2015)
Yards Per Pass	13.8	vs Georgia Southern (Sep 5, 2015)
TD Passes	4	vs Maryland (Sep 26, 2015)
Total Plays	96	vs Maryland (Sep 26, 2015)
Total Offense	601	vs Maryland (Sep 26, 2015)
Yards Per Play	8.2	vs Georgia Southern (Sep 5, 2015)
Points	45	vs Maryland (Sep 26, 2015)
Sacks By	4	at Oklahoma (Oct 03, 2015)
First Downs	37	vs Maryland (Sep 26, 2015)
Penalties	11	at Oklahoma (Oct 03, 2015)
Penalty Yards	124	vs Maryland (Sep 26, 2015)
Turnovers	5	at Oklahoma (Oct 03, 2015)
Interceptions By	5	vs Maryland (Sep 26, 2015)
Punts	7	at Oklahoma (Oct 03, 2015)
Punting Avg	49.7	vs Liberty (Sep 12, 2015)
Long Punt	65	vs Georgia Southern (Sep 5, 2015)
Punts inside 20	2	vs Georgia Southern (Sep 5, 2015)
	2	vs Liberty (Sep 12, 2015)
	2	vs Maryland (Sep 26, 2015)
	2	at Oklahoma (Oct 03, 2015)
Long Punt Return	19	vs Liberty (Sep 12, 2015)

**The Automated ScoreBook**  
**West Virginia Game Superlatives (as of Oct 03, 2015)**  
**All games**

**OPPONENT INDIVIDUAL GAME HIGHS**

Rushes	17	M. Breida, vs Georgia Southern (Sep 5, 2015)
Yards Rushing	130	Ross, B., vs Maryland (Sep 26, 2015)
TD Rushes	1	MACON, T., vs Liberty (Sep 12, 2015)
	1	Mixon, Joe, at Oklahoma (Oct 03, 2015)
Long Rush	55	Ross, B., vs Maryland (Sep 26, 2015)
Pass attempts	32	WOODRUM, J., vs Liberty (Sep 12, 2015)
Pass completions	21	WOODRUM, J., vs Liberty (Sep 12, 2015)
Yards Passing	320	Mayfield, Baker, at Oklahoma (Oct 03, 2015)
TD Passes	3	Mayfield, Baker, at Oklahoma (Oct 03, 2015)
Long Pass	71	Mayfield, Baker, at Oklahoma (Oct 03, 2015)
Receptions	5	RICE, D., vs Liberty (Sep 12, 2015)
	5	Westbrook, Dede, at Oklahoma (Oct 03, 2015)
Yards Receiving	107	Westbrook, Dede, at Oklahoma (Oct 03, 2015)
TD Receptions	1	PARKER, Z., vs Liberty (Sep 12, 2015)
	1	Davenport, J., vs Maryland (Sep 26, 2015)
	1	Andrews, Mark, at Oklahoma (Oct 03, 2015)
	1	Shepard, S., at Oklahoma (Oct 03, 2015)
	1	Neal, Durrton, at Oklahoma (Oct 03, 2015)
Long Reception	71	Neal, Durrton, at Oklahoma (Oct 03, 2015)
Field Goals	3	Seibert, Austin, at Oklahoma (Oct 03, 2015)
Long Field Goal	49	LUNSFORD, J., vs Liberty (Sep 12, 2015)
Punts	5	Pritchard, N., vs Maryland (Sep 26, 2015)
	5	Seibert, Austin, at Oklahoma (Oct 03, 2015)
Punting Avg	49.0	R. Nowicki, vs Georgia Southern (Sep 5, 2015)
Long Punt	58	Seibert, Austin, at Oklahoma (Oct 03, 2015)
Punts inside 20	3	Seibert, Austin, at Oklahoma (Oct 03, 2015)
Long Punt Return	27	Shepard, S., at Oklahoma (Oct 03, 2015)
Long Kickoff Return	27	D. Keaton, vs Georgia Southern (Sep 5, 2015)
Tackles	14	Carter, J., vs Maryland (Sep 26, 2015)
Sacks	2.0	Striker, Eric, at Oklahoma (Oct 03, 2015)
Tackles For Loss	3.0	Carter, J., vs Maryland (Sep 26, 2015)
	3.0	Striker, Eric, at Oklahoma (Oct 03, 2015)
Interceptions	2	Thomas, Jordan, at Oklahoma (Oct 03, 2015)



**The Automated ScoreBook**  
**West Virginia Game Superlatives (as of Oct 03, 2015)**  
**All games**

**OPPONENT TEAM GAME HIGHS**

Rushes	57	vs Georgia Southern (Sep 5, 2015)
Yards Rushing	195	vs Georgia Southern (Sep 5, 2015)
Yards Per Rush	6.0	vs Maryland (Sep 26, 2015)
TD Rushes	1	vs Liberty (Sep 12, 2015)
	1	at Oklahoma (Oct 03, 2015)
Pass attempts	36	vs Maryland (Sep 26, 2015)
Pass completions	21	vs Liberty (Sep 12, 2015)
Yards Passing	320	at Oklahoma (Oct 03, 2015)
Yards Per Pass	12.8	at Oklahoma (Oct 03, 2015)
TD Passes	3	at Oklahoma (Oct 03, 2015)
Total Plays	70	vs Georgia Southern (Sep 5, 2015)
Total Offense	427	at Oklahoma (Oct 03, 2015)
Yards Per Play	7.4	at Oklahoma (Oct 03, 2015)
Points	44	at Oklahoma (Oct 03, 2015)
Sacks By	7	at Oklahoma (Oct 03, 2015)
First Downs	17	vs Liberty (Sep 12, 2015)
Penalties	12	at Oklahoma (Oct 03, 2015)
Penalty Yards	134	at Oklahoma (Oct 03, 2015)
Turnovers	6	vs Maryland (Sep 26, 2015)
Interceptions By	3	at Oklahoma (Oct 03, 2015)
Punts	7	vs Maryland (Sep 26, 2015)
Punting Avg	46.4	vs Georgia Southern (Sep 5, 2015)
Long Punt	58	at Oklahoma (Oct 03, 2015)
Punts inside 20	3	at Oklahoma (Oct 03, 2015)
Long Punt Return	27	at Oklahoma (Oct 03, 2015)