



FOOTBALL

WVU ATHLETIC COMMUNICATIONS
PO Box 877 | Morgantown, WV 26507-0877
304.293.2821

WVUSPORTS.com

2015 SCHEDULE/RESULTS

	GEORGIA SOUTHERN September 5 W/44-0	
	LIBERTY September 12 W/41-17	
	MARYLAND September 26 W/45-6	
	AT OKLAHOMA * October 3 L/24-44	
	OKLAHOMA STATE *Ⓢ October 10 L/26-33 (OT)	
	AT BAYLOR * October 17 L/38-62	
	AT TCU * October 29 L/10-40	
	TEXAS TECH * ▲ November 7 W/31-26	
	TEXAS * November 14 W/38-20	
	AT KANSAS * November 21 Noon	
	IOWA STATE * November 28 Noon	
	AT KANSAS STATE * December 5 4:30 p.m.	

* BIG 12 CONFERENCE GAME
Ⓢ HOMECOMING
▲ MOUNTAINEER WEEK

GAME 10 // WEST VIRGINIA AT KANSAS

SATURDAY, NOV. 21, 2015 | NOON (ET) | MEMORIAL STADIUM (50,071) | LAWRENCE, KAN.



THE SERIES WITH KANSAS

All-Time Series	WVU leads 3-1
In Morgantown	WVU leads 3-0
In Lawrence	KU leads 1-0
At Neutral Site	0-0
Holgorsen vs. Kansas	2-1
Holgorsen vs. Beaty	First Meeting
Beaty vs. West Virginia	First Meeting
Beaty vs. Holgorsen	First Meeting



WEST VIRGINIA
2015 Record..... 5-4, 2-4 Big 12
Head Coach

Dana Holgorsen	Alma Mater/Year	Iowa Wesleyan ('93)
Record at WVU	33-27 (5th)	
Overall Record	33-27 (5th)	

KANSAS
2015 Record..... 0-10, 0-7 Big 12
Head Coach

David Beaty	Alma Mater/Year	Lindenwood ('94)
Record at KU	0-10 (1st)	
Overall Record	0-10 (1st)	



Jovon DURANTE

Shaq PETTEWAY

NOTES TO REMEMBER

- ▶ WVU is No. 14 all-time in college football winning percentage
- ▶ Since 2000, WVU is 98-13 when scoring 30 or more points in a contest/50-4 when scoring 40 or more points in a game
- ▶ In the Dana Holgorsen era, WVU has produced 56 games with 300 or more yards of total offense, 41 games with 400 or more yards of total offense, 21 games with more than 500 yards and nine with more than 600 yards
- ▶ In the Holgorsen era, WVU has scored 30 or more points in 41 games, 40 or more points in 21 games, 50 or more points in seven games and 60 or more points three times
- ▶ WVU is No. 4 nationally in passes intercepted (16), No. 8 in turnovers gained (22) and No. 21 in turnover margin.
- ▶ The Mountaineer defense is ranked No. 32 nationally in third-down defense and No. 36 in tackles for loss (7.0)
- ▶ WVU's offense is nationally ranked in rushing offense (18), total offense (34), first down offense (38) and passing yards per completion (43)
- ▶ WVU is 73-10 since 2002 when winning the turnover battle

- ▶ WVU is 222-97-4 in games played on artificial turf surfaces. WVU was 57-29 on turf in the 1990s, 66-21 on turf in the 2000 decade and is 33-25 on turf in this decade.
- ▶ Skyler Howard is ranked No. 28 nationally in passing yards per completion and in passing touchdowns, No. 27 nationally in points responsible for per game, No. 29 in points responsible for, No. 38 in total offense and No. 44 in passing yards per game
- ▶ Wendell Smallwood is No. 11 nationally in rushing yards per carry, No. 14 in rushing yards per game, No. 18 in rushing yards and No. 22 in all-purpose yards
- ▶ Shelton Gibson ranks No. 3 nationally in yards per reception, No. 27 in receiving touchdowns and ranks No. 8 in kickoff return touchdowns
- ▶ Nick O'Toole is No. 11 nationally in punting average
- ▶ Josh Lambert is No. 46 nationally in field goals made per game (1.33) and No. 56 in scoring (8.1)
- ▶ Daryl Worley is No. 11 nationally in passes defended with four interceptions and 10 pass breakups. He also is No. 16 in interceptions per game (4)



Game Coverage

TVFSN
 Aaron Goldsmith (PBP), Brian Baldinger (analysis)
 Leslie McCaslin (sideline)
 Radio Tony Caridi (PBP), Dwight Wallace (analysis),
 Jed Drenning (sideline),
 Jeff Culhane (pre and postgame host)
 Satellite Radio Broadcast Sirius Ch 119, XM Ch 200
 Live Statistics sidearmstats.com/kansas/football/
 Twitter Updates @WVUFootball, @WVUsports

National Rankings

ASSOCIATED PRESS POLL // (NOV. 15)

School	Record	Points	Prev. Rank
1. Clemson (34)	10-0	1,496	1
2. Ohio State (23)	10-0	1,460	2
3. Alabama (4)	9-1	1,424	3
4. Oklahoma State	10-0	1,301	5
5. Notre Dame	9-1	1,286	6
6. Iowa	10-0	1,216	8
7. Oklahoma	9-1	1,182	12
8. Florida	9-1	1,055	11
9. Michigan State	9-1	1,008	14
10. Baylor	8-1	946	4
11. TCU	9-1	857	13
12. North Carolina	9-1	791	17
13. Houston	10-0	790	16
14. Michigan	8-2	738	15
15. Stanford	8-2	668	7
16. Florida State	8-2	559	19
17. LSU	7-2	549	9
18. Utah	8-2	514	10
19. Navy	8-1	465	22
20. Northwestern	8-2	397	24
21. Wisconsin	8-2	338	23
22. USC	7-3	201	NF
23. Oregon	7-3	170	NF
24. Washington State	7-3	167	NF
25. Ole Miss	7-3	44	NR

ARV: Toledo 39, Arkansas 35, Memphis 32, Mississippi State 25, UCLA 18, Pitt 15, Temple 13, Texas A&M 8, Georgia 8, Western Kentucky 4, Bowling Green 4, Air Force, Arkansas State

USA TODAY COACHES POLL // (NOV. 15)

School	Record	Prev. Points	Rank
1. Clemson (34)	10-0	1,496	2
2. Ohio State (23)	10-0	1,460	1
3. Alabama (4)	9-1	1,424	4
4. Oklahoma State	10-0	1,301	5
5. Notre Dame	9-1	1,286	6
6. Iowa	10-0	1,216	8
7. Oklahoma	9-1	1,182	11
8. Florida	9-1	1,055	10
9. Michigan State	9-1	1,008	14
10. Baylor	8-1	946	3
11. TCU	9-1	970	12
12. North Carolina	9-1	801	17
13. Michigan	8-2	759	15
14. Houston	10-0	745	16
15. Stanford	8-2	690	7
16. Florida State	8-2	638	18
17. LSU	7-2	584	9
18. Utah	8-2	493	13
20. Navy	8-1	456	23
21. Northwestern	8-2	359	24
22. Oregon	7-3	186	NR
23. Washington State	7-3	155	NR
24. USC	7-3	154	NR
25. Ole Miss	7-3	70	NR
Mississippi State	7-3	70	20

ARV: UCLA 57, Memphis 51, Georgia 35, Toledo 33, Arkansas 28, Texas A&M 25, Temple 17, Pittsburgh 14, Western Kentucky 11, Bowling Green 8, Louisville 3, Appalachian State 2, Arkansas State 2, BYU, Marshall



RushelSHELL

NickKIWIATKOSKI

Stat Comparisons

West Virginia	Opponents		Kansas	Opponents
33.0	27.6	Scoring Offense	16.9	45.9
225	192	First Downs	185	290
224.2	187.7	Rushing Offense	117.3	255.4
227.8	238.7	Passing Offense	228.1	318.3
452.0	426.3	Total Offense	345.4	573.7
25.2	20.6	Kick Return Average	20.6	20.8
6.0	6.7	Punt Return Average	3.6	8.1
16-1.4	10-13.3	INT-Return Average	6-24.0	10-15.7
11-6	13-6	Fumbles/Lost	21-9	13-9
69-719	64-640	Penalties/Yards	59-578	47-404
40.2	38.3	Net Punting Avg.	34.4	37.7
12-17	16-19	Field Goal-Attempts	6-11	15-22
30:03	29:57	Time of Possession	28:32	31:28
57-143 (40%)	45-133 (34%)	3rd Down Conversion	66-176 (38%)	63-137 (46%)
9-16 (56%)	10-21 (48%)	4th Down Conversion	7-22 (32%)	7-10 (70%)
17-92	25-171	Sacks By-Yards	24-136	32-214
32-41 (78%)	30-35 (86%)	Red Zone Scoring	19-27 (70%)	51-67 (76%)
24-41 (59%)	18-35 (51%)	Red Zone TD	15-27 (56%)	40-67 (60%)

The 2015 Mountaineer Roster

- ▶ The 2015 roster currently consists of 112 players from 16 different states and one from the District of Columbia (DaeJuan Funderburk).
- ▶ Leading the way is the Mountain State (24), followed by Florida (22), Ohio (19), Pennsylvania (11), Maryland (6), Texas (5), Georgia (5), New Jersey (5), North Carolina (3), Virginia (3), Delaware (2), Mississippi (2), New York (2) California, Illinois and Tennessee.

Against The Big 12

- ▶ WVU is 22-24 all-time against current members of the Big 12 Conference. WVU is 2-2 vs. Baylor; 2-1 against Iowa State; 3-1 against Kansas; 1-4 vs. Kansas State; 2-6 vs. Oklahoma; 4-3 vs. Oklahoma State; 3-2 vs. Texas; 2-3 vs. TCU and 3-2 vs. Texas Tech.

On Turf

- ▶ Since 1980, West Virginia is 222-97-4 in games played on artificial turf surfaces. WVU was 57-29 on turf in the 1990s, 66-21 on turf in the 2000 decade and is 33-25 on turf in this decade.
- ▶ The Mountaineers are 26-23 on turf under Dana Holgorsen. West Virginia is 5-2 in 2015, was 6-6 in 2014, was 3-7 in 2013, 5-5 in 2012 and was 7-3 during the 2011 season.

Non-Conference Play

- ▶ West Virginia faced three non-conference opponents in the 2015 season, finishing with a 3-0 record. WVU defeated Georgia Southern on Sept. 5, 44-0 to open the season, won 41-17 against Liberty in week two and then defeated Maryland, 45-6 in the third game of the season.

At Home

- ▶ The 2015 season marks the 36th season of competition for West Virginia at Milan Puskar Stadium.
- ▶ WVU holds a 161-61-4 (.721) all-time mark at the facility, which opened in 1980.
- ▶ There were 55,182 fans in attendance for the season opener against Georgia Southern and 52,899 fans for Liberty. A sellout-crowd of 61,174 fans attended the Maryland game and a second straight sellout crowd of 60,410 was in attendance for Oklahoma State. There were 54,932 for Texas Tech and 56,736 for Texas. The 2015 home average is 56,889.
- ▶ A total of 12,378,543 fans all time have watched a game at Mountaineer Field.

On Grass

- ▶ Since 1980, West Virginia is 49-59 in games played on natural grass. The Mountaineers are 8-6 this decade and 7-4 under Holgorsen.



Jared BARBER

Wendell SMALLWOOD

WVU's Last Game: West Virginia 38, Texas 20

MORGANTOWN, W.Va. (Nov. 14, 2015) - West Virginia took advantage of five Texas turnovers to defeat the Longhorns, 38-20, in front of 56,736 fans at Milan Puskar Stadium.

A chilly, but sunny, November Saturday afternoon was the setting for this Big 12 contest that saw West Virginia score 24 points off of Longhorn miscues en route to the win.

A strong Mountaineer running game was paced by the play of tailback Wendell Smallwood. He rushed for 165 yards and averaged 6.9 yards per carry as he went over the 1,000-yard mark for the season.

In fact, the WVU running game was so effective that the Mountaineers only threw the ball 12 times. Quarterback Skyler Howard made the most of those by completing 10, with two going for touchdowns.

Texas struck first with 7:31 in the first quarter on a 31-yard field goal by kicker Nick Rose.

While the West Virginia offense seemed to be sputtering, it was the Mountaineer defense that kick started the day. Linebacker Jared Barber picked up D'onta Foreman fumble and returned it 42 yards for a 7-3 WVU advantage.

It didn't take long for Texas to answer as Foreman made up for the fumble with a 65-yard touchdown run on the next Longhorn play from scrimmage, putting the score at 10-7 heading to the second.

West Virginia regained the lead for good at the 8:17 mark of the second quarter, when Elijah Wellman's one-yard rush closed out a 56-yard drive and gave WVU a 14-10 advantage.

Late in the second quarter, Texas was marching on a 12-play, 53-yard drive, and reached the West Virginia 25-yard line, when linebacker Nick Kwiatkoski forced a fumble that Daryl Worley recovered to end the drive.

Instead of playing conservatively, the Mountaineers attacked. After three straight rushes from Smallwood gained 34 yards, Howard went to the air and hit Jovon Durante in stride for a 53-yard touchdown pass and a 21-10 lead at the half.

Texas came out strong in the third quarter and took the opening possession 80 yards for a score in 6:21. Quarterback Jerrod Heard found Daje Johnson for a five-yard touchdown, cutting the deficit to 21-17 with 8:33 left in the quarter.

However, it was all West Virginia from that point on as the Mountaineers outscored the Longhorns 17-3 to close out the game. Texas did move the ball in the second half on the Mountaineer defense, but the bend but not break unit keep coming up with big plays and

turnovers to keep the Longhorns off the scoreboard.

Howard found receiver Daikiel Shorts Jr., for an eight-yard touchdown pass in the third, before the Mountaineers recovered a fumble on the ensuing kickoff. A 19-yard Josh Lambert field goal gave the Mountaineers a 31-17 lead, before Rose answered with a 34-yarder for Texas at the 9:21 mark of the fourth.

West Virginia's Kwiatkoski intercepted a Heard pass on Texas' next possession, and Howard sealed the game with a two-yard scoring run. Kwiatkoski's big defensive day ended with nine tackles, one TFL, one forced fumble, one pass deflection and one interception.

Foreman led the Longhorns with 147 yards rushing, and Johnson caught four passes for 76 yards. Heard finished with 162 yards passing and one score. On defense, Texas got 11 tackles from Mali Jefferson.

Final numbers showed West Virginia with 257 yards rushing and 122 passing for 379 yards of offense. Texas had a better day on offense with 277 rushing and 162 passing for 439 total yards.

However, the only numbers that mattered were the final ones on the scoreboard. The win upped West Virginia's record to 5-4 on the season, and evened the Big 12 series record with Texas at 2-2.

Scoring and Statistical Summary

	1	2	3	4	F					
Texas	10	0	7	3	20
West Virginia	7	14	7	10	38

1st	UT - Nick Rose 31 FG WVU - Jared Barber 42 fumble recovery (Josh Lambert kick) UT - D'Onta 65 rush (Rose kick)
2nd	WVU - Elijah Wellman 1 rush (Lambert kick) WVU - Jovon Durante 53 pass from Skyler Howard (Lambert kick)
3rd	UT - Daje Johnson 5 pass from Jerrod Heard (Rose kick) WVU - Daikiel Shorts 8 pass from Howard (Lambert kick)
4th	WVU - Lambert 19 FG UT - Rose 34 FG WVU - Howard 2 rush (Lambert kick)

	UT	WVU
First Downs	19	18
Rushes/Yards	54/277	51/257
Passing Yardage	162	122
Passes	11/19/2	10/12/1
Punts	4/175/43.8	6/240/40.0
Fumbles/Lost	4/3	0/0
Return Yardage	85	42
Penalties/Yards	7/55	5/48
Time of Possession	32:32	27:28

WVU RUSHING: Smallwood 24-165, Shell 12-53; WVU PASSING: Howard 10-12-1-122; WVU RECEIVING: Shorts 4-33, White 3-25; WVU TACKLES (TFL/QS): Kwiatkoski 9 (1/0), Worley 8, Petteway 8 (1/0); WVU INTERCEPTIONS: Kwiatkoski, Worley.

UT RUSHING: Foreman 18-147, Gray 14-56; UT PASSING: Heard 11-18-2-162; UT RECEIVING: Johnson 4-76, Burt 1-37; UT TACKLES (TFL/QS): Jefferson 11, Jinkens 8 (1/1); UT INTERCEPTIONS: Davis.

Attendance - 56,736



ShaqRIDDICK

RushelSHELL

Last Time vs. Kansas: West Virginia 33, Kansas 14

MORGANTOWN, W.Va. (Oct. 4, 2014) - West Virginia secured win No. 3 of the 2014 season with a 33-14 Homecoming victory over Kansas.

The win topped the WVU record to 3-2 on the season and evened its Big 12 record at 1-1. Kansas played the game under interim head coach Clint Bowen, after former head coach Charlie Weiss was dismissed just six days earlier.

Kansas defeated West Virginia a year ago, and the Mountaineers knew it was important to get off to a fast start, and that's just what they did by scoring 16 first quarter points.

The Mountaineers took the game's first possession 40 yards, and came away with a 3-0 lead on kicker Josh Lambert's 42-yard field goal.

That was just the start for Lambert, as his leg would be used often. The sophomore kicker finished the day with 15 total points and added his second field goal at the 7:50 mark of the first, when he hit from 25-yards out. That field goal ended a nine-play, 59-yard drive.

Field goal No. 3 for Lambert came just over 1:30 later, ending a five-play, 26-yard drive with a 43-yarder.

After another stop by the West Virginia defense, the Mountaineers got on the scoreboard with a touchdown with just 29 seconds left in the first. Quarterback Clint Trickett connected on a 63-yard touchdown strike to receiver Kevin White, giving the Mountaineers a 16-0 lead. The touchdown to White was West Virginia's second longest play from scrimmage in 2014. Trickett and White also hold the longest on the season at 68 yards, which went for a score against Oklahoma.

The Mountaineers had three scoring chances in the second quarter and converted on two. Lambert had a 47-yard attempt blocked, before tailback Rushel Shell scored on a one-yard scoring run that gave the Mountaineers a 23-0 advantage, and culminating a 60-yard drive in just six plays. The key play was a 39-yard completion from Trickett to receiver Mario Alford.

As the half ended, Lambert kicked the second-longest field goal of his career, as his fourth in the

first half was good from 53-yards out, giving West Virginia a 26-0 advantage at the intermission. Just one game earlier against Oklahoma, Lambert hit for his career-best of 54 yards.

The West Virginia defense was strong in the first half, holding the Jayhawks to just 42 yards rushing and 42 passing for 84 total yards and seven punts.

Kansas got on the scoreboard at the 4:18 mark of the third quarter by taking advantage of a fumbled punt to gain possession at the WVU 18-yard line. Corey Avery's four-yard rush cut the Jayhawk deficit to 26-7.

However, any momentum Kansas gained was lost just 14 seconds later, when Alford returned the

ensuing kickoff 94 yards for a touchdown and a 33-7 WVU lead. It was Alford's second kickoff return for a score of the season, and he became the first WVU player to pull off the feat since Tavon Austin in 2011. Alford also became just the fourth Mountaineer in school history to return two kickoffs for a score in a season.

The Jayhawks ended the game's scoring with 2:23 left, when Nick Harwell returned a punt 76 yards for a touchdown.

White finished with six catches for 132 yards and a score. It marked the fifth straight 100-yard receiving performance for White and tied the school record held by Stedman Bailey. Trickett finished with 302 yards passing, while Shell turned in his first 100-yard rushing performance as a Mountaineer with 113 yards on 21 carries.

The outstanding defensive play for WVU continued in the second half, as Kansas finished with just 176 total yards. Linebacker Nick Kwiatkoski led the effort with seven tackles and two TFLs.

Avery led the Jayhawks with 58 yards rushing, while Nigel King had four receptions for 52 yards. Quarterbacks Michael Cummings and Montell Cozart split the playing time and totaled 111 yards on 13 completions. The Jayhawk defense was led by Isaiah Johnson with nine stops

Final totals showed West Virginia with a solid 255 yards rushing and 302 passing for 557 yards. Kansas' 176 total yards broken down showed 111 passing and just 65 yards on the ground against a stingy Mountaineer defense that forced the Jayhawks to punt a WVU opponent record 14 times.

Scoring and Statistical Summary

	1	2	3	4	F
Kansas.....	0	0	7	7	14
West Virginia.....	16	10	7	0	33

- 1st WVU - Josh Lambert 42 FG
WVU - Lambert 25 FG
WVU - Lambert 43 FG
WVU - Kevin White 63 pass from Clint Trickett (Lambert kick)
- 2nd WVU - Rushel Shell 1 rush (Lambert kick)
WVU - Lambert 53 FG
- 3rd KU - Corey Avery 4 rush (Matthew Wyman kick)
WVU - Mario Alford 94 kickoff return
- 4th KU - Nick Harwell 76 punt return (Wyman kick)

	KU	WVU
First Downs	9	25
Rushes/Yards	34/65	42/255
Passing Yardage	111	302
Passes	13/28/0	20/37/1
Punts	14/621/44.4	4/181/45.2
Fumbles/Lost	1/0	2/2
Return Yardage	254	132
Penalties/Yards	11/101	5/45
Time of Possession	29:09	30:51

WVU RUSHING: Shell 21-113, Smallwood 10-48, Garrison 5-39; WVU PASSING: Trickett 20-35-1-302; WVU RECEIVING: White 6-132, Alford 4-80; WVU TACKLES (TFL/QS): Kwiatkoski 7 (2/0), Tonkery 5 (1/1); WVU INTERCEPTIONS: None.

KU RUSHING: Avery 17-58; KU PASSING: Cummings 8-17-0-65, Cozart 4-10-0-42; KU RECEIVING: King 4-52; KU TACKLES (TFL/QS): Johnson 9, McDonald 8, Sendish 8; KU INTERCEPTIONS: Johnson.

Attendance - 52,164



CharlesSIMS

TerrellCHESTNUT

Last Time in Lawrence: Kansas 31, West Virginia 19

LAWRENCE Kan. (Nov. 16, 2013) - Kansas rushed for an impressive 315 yards and surprised West Virginia with a, 31-19, victory at Memorial Stadium.

The main man for the Jayhawks was running back James Sims, who rushed for 211 yards on 22 carries. Sims had rushes of 68 and 62 yards and finished with three touchdowns and a 9.8 yards per carry average.

The game got started on a high note for West Virginia, as the Mountaineers scored on their opening possession with relative ease. Filling in for the injured Clint Trickett, quarterback Paul Millard drove the offense 75 yards on just six plays to light up the scoreboard first.

A 27-yard rush from WVU's Charles Sims, a 30-yard pass completion to Mario Alford were key plays in the opening drive that ended when Millard hit Sims for a 12-yard touchdown pass.

Trailing 7-0, Kansas would go on to score the next 31 straight points. On its opening drive, Kansas drove 63 yards on 13 plays and came away with a 25-yard Ron Doherty field goal.

The Jayhawks took the lead with 6:12 remaining in the first half on a three-yard run from Sims that ended an 89-yard drive. Along with the touchdown, Sims had the big play in the drive with a 62-yard rush.

Sims broke loose again with only 39 seconds left in the first half, as his 68-yard touchdown run stunned the Mountaineer defense and gave the Jayhawks a 17-7 lead at the intermission.

A key turning point came early in the third quarter with West Virginia driving to the Kansas 30-yard line. Instead of coming away with points, Kansas linebacker Ben Goodman intercepted Millard and came away with a 54-yard interception return to set up the game's next score.

Five plays later, Sims' second touchdown gave the Jayhawks a 24-7 lead with 10:03 left in the third.

Both teams were unable to put points on the board until the 6:24 mark of the fourth quarter, when Kansas' Brandon Bourbon dove in from

one-yard out to give the Jayhawks a commanding 31-7 lead.

The touchdown was set up when Millard threw his second interception, and Kansas linebacker Ben Heeney returned the pick 28 yards to the WVU one-yard line. Both West Virginia interceptions on the day resulted in Jayhawk touchdowns.

The Mountaineers did add two more scores in the final five minutes of the game. Millard connected

with receiver Kevin White for a three-yard toss with 4:54 left. A 25-yard Sims run was the big play in the drive for WVU. It was Sims again that found the end zone for West Virginia with just 28 seconds left, when he scampered in from six-yards out.

Millard finished with 242 yards passing, and Sims rushed for 99 yards on 16 carries. Alford's 70 yards receiving topped WVU's receiving corps, while Will Clarke led the defense with 10 tackles, and two TFL.

Sims' 211 rushing yards was pretty much the entire Kansas offense. Quarterback Montell Cozart did pass for 61 yards and rush for another 60 to go along with 48 yards on the ground from Bourbon. The Jayhawk defense was led by Cassius Sendish with 11 tackles.

Team totals showed West Virginia with 144 yards rushing and 242 passing for 386 yards of offense. Kansas rushed for an impressive 315 yards, while passing for 61 to total 376 yards of offense. Between the two teams, a running back named Sims accounted for five of the seven touchdowns scored in the game.

The win broke a 27-game Big 12 losing streak for the Jayhawks and ended West Virginia's streak of consecutive bowl games at 11, which was tied for the eighth longest in the country.

Scoring and Statistical Summary

	1	2	3	4	F
West Virginia	7	0	0	12	19
Kansas	3	14	7	7	31

1st	2nd	3rd	4th
WVU - Charles Sims 12 pass from Paul Millard (Josh Lambert kick)	KU - Ron Doherty 25 FG	KU - James Sims 3 rush (Doherty kick)	KU - Sims 68 rush (Doherty kick)
	KU - Sims 2 rush (Doherty kick)	KU - Brandon Bourbon 1 rush (Doherty kick)	WVU - Kevin White 3 pass from Millard (Millard pass failed)
	WVU - Sims 6 rush (Millard pass failed)		

	WVU	KU
First Downs	20	14
Rushes/Yards	32/144	54/315
Passing Yardage	242	61
Passes	23/42/2	5/12/0
Punts	8/357/44.6	7/237/33.9
Fumbles/Lost	1/0	1/1
Return Yardage	53	140
Penalties/Yards	6/47	9/90
Time of Possession	28:57	31:03

WVU RUSHING: Sims 16-99; **WVU PASSING:** Millard 23-42-2-242; **WVU RECEIVING:** Shorts 6-40, Alford 3-76; **WVU TACKLES (TFL/QS):** Clark 10 (2/0), Kwiatkoski 8 (2/0); **WVU INTERCEPTIONS:** None.

KU RUSHING: Sims 22-211, Cozart 13-60, Bourbon 12-48; **KU PASSING:** Cozart 5-12-0-61; **KU RECEIVING:** Matthews 2-13, Turzilli 1-19; **KU TACKLES (TFL/QS):** Sendish 11, Reynolds 7 (1/0); **KU INTERCEPTIONS:** Goodman, Heeney.

Attendance - 30,809



Comparing the Two Nationally

	WVU	Kansas
Scoring Offense	42	121
Rushing Offense	18	118
Scoring Defense	71	126
Rushing Defense	91	121
Passing Offense	63	62
Total Offense	34	107
Passes Had Intercepted	T80	T80
Pass Defense	83	126
Total Defense	90	127
Kickoff Returns	11	80
Punt Returns	92	118
Net Punting	19	115
Passing Efficiency	59	111
Turnover Margin	21	95
Interceptions	4	100
Pass Eff. Defense	71	125
First Downs	38	96
First Down Defense	51	125
Third Down Conv.	61	85
Opponent Third Down	32	110
Fourth Down Conv.	50	118
Opponent Fourth Down	55	119
Sacks By	85	38
Sacks Against	105	117
Tackles for Loss	36	107
Tackles for Loss Allowed	106	107
Penalties	110	58
Possession Time	62	88
Punt Return Defense	49	65
Kickoff Return Defense	54	59
Turnovers Gained	8	70
Fumbles Gained	62	16
Red Zone Offense	102	122
Red Zone Defense	80	23



Kyle ROSE

Ka'Raun WHITE

True and Redshirt Freshman Players

- ▶ Three true freshmen have seen action for the Mountaineers in 2015: Jovon Durante (WR), Gary Jennings (WR) and David Sills (WR).
- ▶ Six redshirt freshmen have seen action for the Mountaineers in 2015: Amanii Brown (OL), Yodny Cajuste (OL), William Crest Jr (QB), Jaleel Fields (DL), Jonathan Haynes (OL) and Donte Thomas-Williams (RB).

For Starters

- ▶ In 2015, the Mountaineers have a total of 38 players with at least one game of starting experience.
- ▶ Tops on that list are redshirt senior linebacker Nick Kwiatkoski (33), redshirt senior defensive lineman Kyle Rose (29) and redshirt senior tight end Cody Clay (24).

First-Time Players

- ▶ There are 18 Mountaineers who have seen their first WVU action during the 2015 season: Kyle Bosch (OL), Amanii Brown (OL), Yodny Cajuste (OL), Shane Commodore (S), Rasul Douglas (CB), Jovon Durante (WR), Jaleel Fields (DL), Jonathan Haynes (OL), Larry Jefferson (DL), Gary Jennings (WR), Marcell Lazard (OL), C.J. Maduwesi (DL), Jacky Marcellus (RB), Khairi Shariff (CB), David Sills (WR), Donte Thomas-Williams (RB), Sylvester Townes (OL) and Ka'Raun White (WR).

First-Time Starters

- ▶ Eleven Mountaineers have earned their first career start during the 2015 season: Al-Rasheed Benton (LB), Yodny Cajuste (OL), Kyle Bosch (OL), Jovon Durante (WR), Shelton Gibson (WR), Jarrod Harper (S), Marcell Lazard (OL), Devonte Mathis (WR), Rick Rumph (CB), Elijah Wellman (RB) and Ka'Raun White (WR).

Overtime Games

- ▶ The 33-26 overtime loss to Oklahoma State in 2015 marked the 14th overtime game in West Virginia history. The Mountaineers own a 6-8 record in overtime games.
- ▶ West Virginia played its first overtime game against Pitt in 1997, dropping a three-overtime thriller, 41-38.

Overtime Games

Oct. 10, 2015	Oklahoma State 33, WVU 26, OT
Nov. 30, 2013	Iowa State 52, WVU 44, 3OT
Nov. 9, 2013	Texas 47, WVU 40, OT
Nov. 2, 2013	WVU 30, TCU 27, OT
Nov. 3, 2012	TCU 39, WVU 38 2OT
Oct. 29, 2010	UConn 16, WVU 13 OT
Sept. 10, 2010	WVU 24, Marshall 21 OT
Nov. 8, 2008	Cincinnati 26, WVU 23 OT
Sept. 18, 2008	Colorado 17, WVU 14 OT
Dec. 2, 2006	WVU 41, Rutgers 39, 3OT
Oct. 15, 2005	WVU 46, Louisville 44, 3OT
Sept. 18, 2004	WVU 19, Maryland 16 OT
Nov. 11, 2000	WVU 31, Rutgers 24, 2OT
Nov. 28, 1997	Pitt 41, WVU 38, 3OT

WVU's Record When Wearing ... (since 2001)

Blue Jersey - Gold Pants: 27-9
 Blue Jersey - White Pants: 6-5
 Blue Jersey - Blue Pants: 26-8
 White Jersey - Gold Pants: 11-9
 White Jersey - White Pants: 18-16
 White Jersey - Blue Pants: 16-10
 Gold Jersey - Blue Pants: 7-2
 Gold Jersey - Gold Pants: 6-3
 Gold Jersey - White Pants: 4-1
 Gold Jersey - Gray Pants: 0-1
 Gray Jersey - Gray Pants: 1-0
 Nike Pro Combat Uniforms: 1-1

Weekly Media Planner (Monday, Nov. 16 - Sunday, Nov. 22)

Mon (16)	Tue (17)	Wed (18)	Thu (19)	Fri (20)	Sat (21)	Sun (22)
Big 12 Football conference call - 11:40 a.m. - 11:50 a.m.	Dana Hulgorsen Media Conference - 12 p.m. (Team Room)		Dana Hulgorsen Statewide Radio Show 7 p.m. (Kegler's)	MBB vs. Stetson Root Sports, 7 p.m.	FB at Kansas, Noon, FSN	WBB vs. Gonzaga, 5 p.m. ET Spokane, Wash.
MBB vs. James Madison Charleston, W.Va., 7 p.m. Root Sports	FB Player/Assistant Coach Interviews Puskar/Team Room 12:30 p.m.		WBB Interviews BPF Floor, 12:45 p.m.	M&W SWIM at TN Invite Knoxville, Tenn., 8 a.m.	WREST at Joe Parisi Open St. Charles, Mo., 10 a.m.	M&W SWIM at TN Invite Knoxville, Tenn., 8 a.m.
WBB vs. Coppin State 7 p.m.			MBB Interviews BPF Floor, 3 p.m.	WSOC NCAA Tournament Minnesota vs. Loyola Marymount, 3 p.m. WVU vs. Northwestern 6 p.m.	M&W SWIM at TN Invite Knoxville, Tenn., 8 a.m.	WSOC NCAA Tournament Third Round 1 p.m.
					Rifle vs. Ohio State, 8 a.m.	
					XC at NCAA Champ, Noon	
					VB vs. Kansas, 3:30 p.m.	



Brad PAISLEY

Fifth-Year Seniors

- ▶ Eight Mountaineers on the 2015 team have already earned their bachelor's degree and are attending graduate school this season: Jared Barber (LB), Isaiah Bruce (LB), Terrell Chestnut (CB), Skyler Howard (QB), Nick Kwiatkoski (LB), KJ Myers (WR), Jordan Thompson (WR) and Stone Underwood (OL).

2015 Fall Graduates

- ▶ Ten Mountaineers on the 2015 team are in line to graduate when the regular season is finished: Darren Arndt (TE/FB), Cody Clay (TE FB), Karl Joseph (S), Marquis Lucas (OL), Tony Matteo (OL), Nick O'Toole (P), Shaq Petteway (LB), Kyle Rose (DL), Sean Walters (LB) and Dayron Wilson (CB).

30 Is Enough

- ▶ Dating back to 1980, the Mountaineers hold a 180-17-1 record when scoring 30 or more points in a game. During the 1990s, the Mountaineers were 42-4 when scoring 30 or more points in a contest and were 40-2-1 in the '80s when reaching that mark. WVU is 98-13 since 2000 when scoring 30 points or more in a contest.

Scoring 40 or more Points

- ▶ Under Dana Holgorsen, West Virginia is 17-4 when scoring 40 or more points. Since 2000, the Mountaineers are 50-4 when hitting the 40-point plateau, and WVU is 180-4 all-time when scoring at least 40 points in a game

National Polls

- ▶ After receiving votes since the 2015 preseason, West Virginia entered both polls for the first time on Sept. 27, appearing at No. 23 in the Associated Press Poll and No. 21 in the Amway Coaches' Poll.
- ▶ The Sept. 27 ranking was the first time WVU was in the polls since Nov. 2, 2014 (24/25).
- ▶ After the Oklahoma game on Oct. 3, 2015, WVU dropped out of both polls.
- ▶ Since 2011, Dana Holgorsen's squads have been ranked during four of his five years and have been among the Top 25 during 27 different weeks.

Coaching Staff Assignment

- ▶ Here's a breakdown of the WVU coaching staff assignments for the 2015 season:

Damon Cogdell: Assistant DL (Field)
 Ron Crook: OL (Field)
 Joe DeForest: Safeties/ST (Field)
 Lonnie Galloway: WR (Field)
 Tony Gibson: DC/LB (Field)
 Brian Mitchell: CB (Press Box)
 Mark Scott (Press Box)
 Ja'Juan Seider: RB (Field)
 Bruce Tall: DL (Press Box)

WVU vs. 2015 Slate

- ▶ West Virginia owns a 54-46-2 record against its 2015 opponents.
- ▶ The Mountaineers have winning records over Georgia Southern, Iowa State, Kansas, Liberty, Maryland, Oklahoma State, Texas Tech and Texas and are even in their series with Baylor,

2015 Opponent	Series Record
Baylor	2-2
Georgia Southern.....	1-0
Iowa State.....	2-1
Kansas.....	3-1
Kansas State	1-4
Liberty	2-0
Maryland	28-22-2
Oklahoma.....	2-6
Oklahoma State	5-3
TCU	2-3
Texas.....	3-2
Texas Tech	3-2

Mountaineer Energizers

- ▶ When looking at career plays logged by Mountaineer players, 20 players have seen action on more than 1,000 plays, eight players with more than 2,000 and one with more than 3,000.
- ▶ Leading the group in career plays are senior safety Karl Joseph, who recorded 3,388 plays over his career, 2,980 defensive plays and 408 on special teams. Senior linebacker Nick Kwiatkoski has been used on 2,642 plays, 2,244 on defense and 398 on special teams. Senior tight end Cody Clay has seen action on 2,588 plays, 1,836 on offense and 752 on special teams.

Looking at the Numbers

- ▶ The Mountaineer offense has seen action on 725 plays in 2015 and 658 by the defense.
- ▶ Of WVU's 725 offensive plays, Marquis Lucas has seen action on 711 plays, four players have registered more than 600 offensive plays, six players who have seen action on more than 500 plays, 10 seven players saw action on more than 400 and 13 with more than 300 offensive plays.
- ▶ Marquis Lucas (711), Tyler Orlosky (692), Skyler Howard (688), Adam Pankey (636) and Kyle Bosch (554) lead the offense.
- ▶ Of WVU's 658 defensive plays, three players were used on 600 or more plays, six players recorded more than 500 plays and eight were used on more than 400 plays.
- ▶ Dravon Askew-Henry leads the defense, seeing action on 657 plays, KJ Dillon on 631, Darly Worley on 610 and Nick Kwiatkoski on 593.

Average Per Down

- ▶ Here's a breakdown of how the 2015 West Virginia offense has operated on first, second, third and fourth down:
- ▶ On first down, the Mountaineers have run 326 plays and gained 1,882 yards for a 5.8 average. On second down, the Mountaineers have run 241 plays for 1,269 yards and a 5.3 average. On third down, the Mountaineers have run 142 plays for 819 yards and a 5.8 average gain. West Virginia has run 16 fourth down plays in 2015, gaining 98 yards for a 6.1 average on fourth down.
- ▶ WVU's touchdowns have come 17 times on first down (10 rushing/7 passing), eight times on second down (2 rushing/6 passing), nine times on third down (4 rushing/5 passing), and one touchdown on fourth down (1 rushing/0 passing).

Offensive Analysis

- ▶ Breaking down the West Virginia offensive numbers for the 2015 season shows that the Mountaineers have run a total of 725 plays, 447 coming on the ground and 278 through the air. The rushing game has totaled 2,018 yards for an average of 4.5 yards per carry and 17 touchdowns. The passing attack has totaled 2,050 yards, 18 touchdowns and an average of 13.1 yards per completion.
- ▶ Combine the two and the Mountaineers have turned in 4,068 yards of total offense, 35 touchdowns, an average of 5.6 yards per play, and an average of 33.0 points per game.
- ▶ Deeper analysis shows that the Mountaineer offense has gained 106 first downs by the run and 88 via the pass. On average, West Virginia has totaled 224.2 yards per game on the ground, 227.8 yards per game passing and 452.0 yards per game of total offense.

Against Ranked Teams

- ▶ Beginning with a 27-0 loss to Fordham on Oct. 18, 1941, West Virginia has played 147 games against nationally ranked teams. Of those, 41 have been Mountaineer victories.
- ▶ Since 2001, WVU has posted 19 victories over ranked teams.



Scoring 20 or more in a quarter

- ▶ West Virginia scored 21 points in the first quarter against Maryland, marking the first time in 2015 in which WVU scored at least 20 points in a quarter.
- ▶ WVU has scored 20 or more points in a quarter 49 times since 2001 and has done it in two quarters of a game eight different times.

Game	Year	Points	Quarter
Maryland	2015	21	1st
Texas A&M	2014	20	1st
Iowa State	2014	20	2nd
Towson	2014	21	2nd
Baylor	2013	21	4th
Georgia State	2013	21	4th
Kansas	2012	21	2nd
TCU	2012	21	2nd
Baylor	2012	21	3rd
Baylor	2012	21	2nd
James Madison	2012	21	1st
Marshall	2012	21	3rd
Marshall	2012	21	2nd
vs. Clemson	2011	35	2nd
Connecticut	2011	23	3rd
Bowling Green	2011	21	2nd
Norfolk State	2011	28	3rd
UNLV	2010	21	1st
Auburn	2009	21	1st
North Carolina	2008	21	1st
Louisville	2008	21	3rd
UConn	2008	21	3rd
UConn	2007	21	4th
UConn	2007	21	3rd
Miss. State	2007	28	1st
at Marshall	2007	21	3rd
at Marshall	2007	21	4th
W. Michigan	2007	21	3rd
vs. Ga. Tech	2006	21	3rd
Cincinnati	2006	21	2nd
Cincinnati	2006	21	3rd
Syracuse	2006	21	3rd
at Miss. State	2006	21	4th
Maryland	2006	21	1st
vs. Georgia	2005	21	1st
Pitt	2005	21	4th
UConn	2005	21	2nd
at Maryland	2005	24	4th
James Madison	2004	21	2nd
East Carolina	2004	28	2nd
Temple	2003	21	1st
at East Carolina	2003	20	2nd
at East Carolina	2003	21	3rd
at Temple	2002	21	1st
UT-Chattanooga	2002	21	2nd
UT-Chattanooga	2002	21	4th
Rutgers	2001	28	1st
Rutgers	2001	31	2nd
Kent State	2001	21	3rd



Skylar HOWARD

West Virginia OFFENSE

- ▶ WVU's offensive roster includes 14 true freshmen, 13 redshirt freshmen, eight redshirt sophomores, three juniors, eight redshirt juniors, one senior and five redshirt seniors
- ▶ Offensively, 21 players were used against Texas, including one quarterback, seven offensive linemen, four running backs, seven receivers and two tight ends
- ▶ Skylar Howard and three offensive linemen saw action on all 63 plays against Texas and Kyle Bosch was used on 46 plays
- ▶ Four offensive players made their first starts vs. Georgia Southern: Yodny Cajuste (OL), Kyle Bosch (OL), Jovon Durante (WR) and Shelton Gibson (WR), Devonte Mathis (WR) saw his first start against Maryland; Elijah Wellman at Oklahoma; Marcell Lazard against Texas Tech and Ka'Raun White against Texas
- ▶ Three true freshmen played their first game in a WVU uniform in 2015: Jovon Durante (WR), Gary Jennings (WR) and David Sills (WR)
- ▶ Five redshirt freshman have seen their first offensive action: Amanii Brown (OL), Yodny Cajuste (OL), William Crest (QB), Jonathan Haynes (OL) and Donte Thomas-Williams (RB)
- ▶ In the Holgorsen era, WVU has thrown for 300 or more yards 31 times, 400 or more 10 times and 500 or more twice
- ▶ The top games for amount of plays during the Holgorsen era:
 1. 108 - Maryland (2014)
 2. **98 - Oklahoma State (2015)**
 3. **96 - Maryland (2015)**
 - 96 - Towson (2014)
 - 94 - Texas Tech (2014)
 - 91 - Texas Tech (2012)
 - 91 - Oklahoma State (2012)
 - 90 - Texas (2014)
 - 90 - Oklahoma State (2013)
 - 90 - TCU (2012)
- ▶ The top games for total first downs in school history:
 1. **37 - Maryland (2015)**
 - 36 - Washington & Lee (1923)
 - 35 - Syracuse (1993)
 - 34 - Colorado State (1980)
 - 33 - Maryland (2014)
 - 33 - Towson (2014)
 - 33 - Baylor (2014)
 - 33 - Baylor (2012)

- ▶ In the Holgorsen era, WVU has rushed for 200 or more yards 18 times, 300 or more five times and 400 or more once
- ▶ The 17 rushing first downs vs. Texas Tech are the most since putting up 19 against Cincinnati in 2010
- ▶ The 16 passing first downs against Maryland are the most since 18 at Maryland in 2014
- ▶ The eight first downs by penalty were the most since having 10 against Baylor in 2014
- ▶ WVU is No. 18 nationally in rushing offense, No. 29 in total offense, No. 42 in scoring offense and No. 43 in passing yards per completion
- ▶ When WVU has passed for 250 or more yards over the past 10 years, its record is 29-19 and 50-30 when passing for 200 or more yards.

300 or More Yards Passing (Last 10 years)

656	Baylor (2012)	70-63/W
511	Maryland (2014)	40-37/W
469	Connecticut (2011)	43-16/W
463	LSU (2011)	21-47/L
448	James Madison (2012)	42-12/W
431	Norfolk State (2011)	55-12/W
410	Louisville (2011)	35-28/L
407	Kansas (2012)	59-10/W
407	Clemson (2011)	70-33/W
401	Oklahoma State (2012)	55-34/L
388	at Maryland (2011)	37-31/W
376	Oklahoma (2014)	45-33/L
372	at Cincinnati (2011)	24-21/W
365	vs. Alabama (2014)	33-23/L
359	Georgia Southern	44/0/W
	Georgia State (2013)	41-7/W
355	Towson (2014)	54-0/W
356	Iowa State (2013)	44-52/L
352	Rutgers (2010)	35-10/W
346	Texas A&M (2014)	45-37/L
338	Maryland (2012)	31-21/W
338	at Syracuse (2011)	49-23/L
334	East Carolina (2009)	35-20/W
332	North Carolina (2008)	31-30/W
323	Marshall (2012)	69-34/W
322	Baylor (2014)	41-27/W
320	Oklahoma (2012)	50-49/L
316	Marshall (2010)	24-21/W (OT)
313	Liberty (2015)	41-17/W
310	Kansas State (2012)	26-20/L
302	Kansas (2014)	33-14/W
302	Auburn (2009)	30-41/L
301	Texas Tech (2014)	37-34/W

Bold = Holgorsen Era



Kyle BOSCH

Elijah WELLMAN

West Virginia OFFENSE

- ▶ Skyler Howard's 21 completions against Liberty and Maryland matched his career high, first set at Iowa State in 2014
- ▶ Against Texas, Howard completed 10-of-12 passes (83.3), his highest completion percentage as a starter
- ▶ Against Maryland, Howard completed 21-of-33 passes, 63.6 percent, marking his fourth highest completion percentage as the starter
- ▶ Howard threw for a career-high 359 yards against Georgia Southern
- ▶ His four TD passes at Baylor tied his career high and his two touchdowns against Texas marked his eighth games as the WVU starter with multiple touchdown passes
- ▶ Howard is No. 27 nationally in points responsible for per game, No. 28 passing yards per completion and passing touchdowns, No. 34 in points responsible for, No. 38 in total offense and No. 44 in passing yards per game.
- ▶ Howard has completed 22 passes of 20 yards or more, 13 of more than 30 yards, nine of 40 or more and four of more than 50 yards; Has four TD passes of 50 yards or more in 2015

- ▶ In the Big 12, Howard is No. 5 in points responsible for, points responsible for per game and passing TDs, No. 6 in passing yards per completion, total offense, passing yards, average passing yards per game and passing ypc and No. 7 in passing ypa
- ▶ Howard attempted 179 passes in his WVU career before throwing his first interception against Maryland off of a tipped pass
- ▶ Howard completed a 53-yard pass to Jovon Durante against Texas, marking his fourth longest completion of the season and second longest touchdown pass in 2015
- ▶ Howard completed a 70-yard touchdown pass to Shelton Gibson at Baylor, marking the longest pass he has completed in 2015
- ▶ Howard is WVU's third-leading rusher in 2015 with 290 yards on 117 carries
- ▶ Howard's 50-yard touchdown run at Oklahoma marked his career long, his first career rushing touchdown and WVU's second longest run of the season
- ▶ Howard has 35 rushes for five yards or more, 11 carries of 10 yards or more and two for more than 20 yards

2015 Home and Away

Rushing	Att-Yds-Avg	Avg/Gm
Home (5-1)	313-1,473-4.7	245.5
Away (0-3)	134-545-4.1	181.7
Passing	Comp-Att-Yds-TD-Int	Avg/Gm
Home (5-1)	106-168-1,428-12-5	238.0
Away (0-3)	51-110-622-6-5	207.3
Total Offense	Rush-Pass-Total	Avg/Gm
Home (5-1)	1,473-1,428-2,901	483.5
Away (0-3)	545-622-1,167	389.0
Rush Defense	Att-Yds-Avg	Avg/Gm
Home (5-1)	248-1,050-4.2	175.0
Away (0-3)	123-639-5.2	213.0
Pass Defense	Comp-Att-Yds-TD-Int	Avg/Gm
Home (5-1)	92-180-1,051-7-15	175.2
Away (0-3)	67-107-1,097-12-1	365.7
Total Defense	Rush-Pass-Total	Avg/Gm
Home (5-1)	1,050-1,051-2,101	350.2
Away (0-3)	639-1,097-1,736	578.7

West Virginia SPECIAL TEAMS

- ▶ John DePalma (LS), Josh Lambert (K) and Nick O'Toole (P) lead the WVU special teams
- ▶ Josh Lambert was a Lou Groza Award finalist in 2014 and holds the NCAA record for most field goals made of 40 yards or more in a season (16)
- ▶ Lambert tied the NCAA season record in 2014 for most contests with multiple field goals made in a game (10) and tied the mark for most with three field goals made in a game (6)
- ▶ Lambert was the No. 2 kicker in the nation in scoring (135) in 2014
- ▶ Lambert had the most field goals made nationally in 2014 (30)
- ▶ Lambert finished No. 1 in the Big 12 and No. 1 nationally in field goals made per game in '14
- ▶ In 2015, Lambert is No. 7 in the conference and No. 73 nationally in field goal percentage
- ▶ Lambert is No. 3 in the Big 12 and No. 46 nationally in field goals made per game
- ▶ Lambert is tied for No. 3 in the Big 12 in total field goals made
- ▶ Lambert is No. 7 in Big 12 overall scoring and is No. 5 in Big 12 scoring by kickers
- ▶ Lambert has made 59 career field goals and is No. 2 on WVU's all-time list
- ▶ Punter Nick O'Toole ranks No. 1 in the Big 12 and No. 11 nationally in punting
- ▶ O'Toole's long punt of the year is 65 yards vs. Georgia Southern
- ▶ O'Toole's best punting average on the season is 49.7 yards vs. Liberty
- ▶ West Virginia ranks No. 2 in the conference and No. 19 nationally in net punting
- ▶ West Virginia ranks No. 4 in the conference and No. 54 nationally in kickoff return defense
- ▶ West Virginia ranks No. 1 in the Big 12 and No. 11 nationally in kickoff returns
- ▶ WVU's highest national ranking in special teams is No. 11 in kickoff returns, followed by No. 19 in net punting
- ▶ Highest Big 12 ranking is No. 1 in kickoff returns, followed by No. 2 in net punting
- ▶ WVU special teams converted a 4th-and-12 for a first down against Maryland, when Nick O'Toole rushed for 13 yards on a fake punt
- ▶ KJ Dillon, Shelton Gibson, Karl Joseph, Jovon Durante and Gary Jennings have recorded returns so far in 2015. Long is Gibson's 100 yard kickoff return for a touchdown at Baylor followed by Durante's 43-yard kickoff return vs. Baylor

NCAA All-Time Leaders By Victories

Team	Years	Games	Record	Pct.
1. Michigan	136	1,287	922-329-36	.730
2. Notre Dame	127	1,237	887-309-42	.734
3. Texas	123	1,266	883-350-33	.710
4. Ohio State	126	1,251	879-319-53	.723
5. Nebraska	127	1,281	877-364-40	.700
6. Alabama	121	1,223	856-324-43	.717
7. Oklahoma	122	1,226	856-317-53	.719
8. Penn State	130	1,273	854-378-41	.686
9. Tennessee	119	1,235	815-367-53	.681
10. USC	124	1,193	809-328-54	.700
11. Georgia	123	1,248	782-413-54	.648
12. LSU	123	1,214	766-402-47	.650
13. Auburn	124	1,208	736-426-47	.628
14. West Virginia	123	1,247	724-479-45	.599
15. Syracuse	127	1,276	709-518-49	.574



On Network Television

- ▶ The FSN telecast of the WVU-Kansas game marks the 221st network television game for West Virginia. All-time WVU is 110-109-1 in nationally televised games.

Most Total Wins Over The Last 13 Years (2003-15)

Rk.	School	Wins
1.	Boise State	144
2.	Oklahoma	134
3.	LSU	131
4.	USC	129
5.	Ohio State	126
	Oregon	126
7.	TCU	125
8.	Wisconsin	123
9.	Georgia	122
10.	Virginia Tech	119
11.	Florida	118
12.	Texas	117
13.	Clemson	114
14.	Auburn	113
	Utah	113
16.	Northern Illinois	112
17.	BYU	110
18.	Missouri	109
	West Virginia	109
	Nebraska	109

Best Winning Percentage Away From Home (Road or Neutral) Over The Last 13 Years (2003-15)

Rk.	School	W-L	Winning %
1.	USC	65-19	.774
2.	Boise State	63-21	.750
3.	Ohio State	46-16	.742
4.	Texas	59-23	.720
5.	TCU	59-23	.717
6.	LSU	53-23	.697
7.	Oregon	56-26	.683
8.	Oklahoma	54-27	.667
9.	Georgia	54-30	.643
10.	Florida	51-31	.622
11.	Navy	52-34	.605
12.	Virginia Tech	50-34	.595
13.	West Virginia	43-32	.573
14.	Auburn	38-32	.543
15.	Boston College	39-39	.500

Best Home Winning Percentage Over The Last 13 Years (2003-15)

Rk.	School	W-L	Winning %
1.	Boise State	79-3	.963
2.	Ohio State	84-8	.913
3.	Oklahoma	73-8	.901
4.	LSU	80-12	.870
5.	Wisconsin	77-11	.875
6.	Georgia	63-12	.840
7.	TCU	67-13	.838
8.	USC	66-14	.825
9.	Florida	68-17	.800
10.	Virginia Tech	64-17	.790
11.	West Virginia	64-20	.762
12.	Iowa	58-19	.753
13.	Texas	60-21	.741
14.	Texas Tech	59-24	.711
15.	Troy	45-19	.703



DavidSILLS

CodyCLAY

Offensive Notes Continued

- ▶ Howard's 18 touchdown passes are tied for No. 8 on WVU's single-season list. His next touchdown pass ties him for No. 6 and three will move him into a tie for No. 5
- ▶ Wendell Smallwood is averaging a team-high 124.3 yards per game rushing, 6.7 yards per carry and has scored a team-high six rushing touchdowns
- ▶ Smallwood ran for a game-high and career-high 165 yards vs. Texas, marking the sixth 100-yard game in the past seven games and eighth of his career
- ▶ Smallwood now has 1,119 rushing yards in 2015, marking his first 1,000-yard rushing season, and the second WVU player under Holgorsen to run for 1,000 or more yards
- ▶ Smallwood now has two different streaks of three straight 100+ yard rushing games in 2015. His first streak of three straight games (MD, OU, OSU) marked the first time a Mountaineer has rushed for 100 or more yards in three consecutive games since Noel Devine did so in the first three games of the 2010 season.
- ▶ Smallwood had a career-best two rushing touchdowns against Liberty, his first multiple rushing touchdown game
- ▶ Smallwood is ranked No. 2 in the Big 12 in rushing yards per carry and No. 11 nationally
- ▶ Smallwood is No. 11 in the Big 12 in rushing touchdowns and No. 14 nationally in rushing yards per game and No. 18 in rushing yards
- ▶ Smallwood ranks No. 4 in the Big 12 in all-purpose yards and No. 22 nationally
- ▶ Smallwood leads WVU in all-purpose yards per game with 1,245 total yards and is averaging 138.3 yards per game
- ▶ Rushel Shell ran for a game-high 111 yards and two touchdowns against Texas Tech, marking his first 100-yard rushing performance and multiple touchdown game since Texas Tech in 2014
- ▶ Shell's two touchdowns against Texas Tech was his fifth of the season, 12th of his career
- ▶ Shell is WVU's second-leading rusher with 490 yards on 121 carries and five touchdowns
- ▶ Shell is No. 12 in the Big 12 rushing yards per carry and in rushing yards per game
- ▶ WVU has spread the ball to 16 receivers this season with seven of the receivers having 10 or more catches for the nine games
- ▶ Gibson has scored a touchdown in six of the nine games this season
- ▶ Gibson is ranked No. 3 nationally in yards per reception and No. 27 in receiving touchdowns
- ▶ Gibson's 70-yard touchdown at Baylor marked the longest pass reception of his career and WVU's longest of the season
- ▶ Gibson is No. 2 for WVU in all-purpose yardage, averaging 94.2 yards per game
- ▶ Gibson leads West Virginia in receiving yards, with 576 on 25 catches, averaging 23.0 yards per catch and a team-high seven touchdowns
- ▶ Nine of Gibson's catches went for 25 or more yards and seven of the 25 have been for TDs
- ▶ Gibson had six catches for 118 yards and two touchdowns against Maryland, marking his first multiple touchdown game, his career high in catches and second 100-yard game
- ▶ Gibson is No. 4 in the Big 12 in receiving touchdowns and No. 11 in receiving yards
- ▶ Daikiel Shorts Jr. has the most receptions for WVU in 2015, with 27 catches for 315 yards and three TDs
- ▶ Jovon Durante finished with a game-high and season-high seven catches against Liberty
- ▶ Durante is third on the team in receiving yards (321) and fourth in receptions (20)
- ▶ Durante is No. 13 in the Big 12 in receiving touchdowns and No. 12 in yards per reception
- ▶ Durante's 53-yard touchdown reception vs. Texas was his second 50+ yard score of 2015
- ▶ Durante's 41-yard touchdown reception against Georgia Southern was his first career catch, making him the first player since Dante Campbell (2012) and KJ Myers (2012) to score a touchdown on his first career reception
- ▶ Receivers Jovon Durante and Shelton Gibson finished with 121 and 130 yards against Georgia Southern, respectively, marking the 21st time WVU has had double 100-yard receivers in a game
- ▶ That game for Durante and Gibson marked the first time in WVU history that two players finished with 100 or more receiving yards in their first career starts in the same game
- ▶ Smallwood is third on the team with 21 receptions, and Jordan Thompson is fifth with 16 receptions.
- ▶ Ka'Roun White had a career-high and game high five catches for 80 yards against Texas



Dravon ASKEW-HENRY

Daryl WORLEY

West Virginia DEFENSE

- ▶ WVU used 18 defensive players against Texas; five defensive lineman, six linebackers, three cornerbacks and four safeties
- ▶ Five players saw action on all 73 defensive plays against Texas; eight players with more than 60 plays and 11 with more than 50 plays
- ▶ Six defensive players have seen their first action at WVU in 2015; Rasul Douglas (CB), Jaleel Fields (DL), Larry Jefferson (DL), CJ Maduewesi (DL), Khairi Shariff (CB) and Shane Commodore (S)
- ▶ WVU is No. 4 nationally in interceptions (16), and No. 8 in turnovers gained (22)
- ▶ WVU is No. 32 nationally in third down defense, holding its opponents to 33.6 percent (45/133) for the 2015 season
- ▶ WVU is No. 8 nationally in turnovers gained (22), surpassing the amount of turnovers gained during the entire 2014 season in just five games in 2015
- ▶ WVU is No. 21 in turnover margin and No. 36 in tackles for loss
- ▶ WVU has held its opponent to under 300 yards passing six times in 2015 and 14 times in the past 22 games
- ▶ After giving up 301 rushing yards to OU in 2014, the WVU defense held the Sooners to 107 rushing yards, second lowest in 2015
- ▶ Liberty was held to 92 yards rushing, the fifth time over the past two years that WVU has held its opponent under 100 yards rushing
- ▶ West Virginia held Baylor to 30.8 percent (4/13) and Oklahoma to 18.1 percent on third down attempts (2/11), keeping five of nine 2015 opponents under 32 percent
- ▶ WVU's defense has held its opponents to 31.1 percent (19/61) in third down conversions in the second half in 2015; 36.6 percent (26/71) in the first half
- ▶ During the past two seasons, WVU has held its opponent to under 35 percent on third down 17 times; under 30 percent 10 times
- ▶ The WVU defense held Georgia Southern to only two pass completions
- ▶ The WVU defense forced Georgia Southern into three-and-outs on seven of 13 drives and Maryland on eight of 15 drives.
- ▶ WVU has posted six or more tackles for loss in eight of the nine games in 2015
- ▶ WVU forced five turnovers against Texas, two interceptions and three fumble recoveries, scoring 24 points from the Longhorn miscues

- ▶ WVU has 16 interceptions in 2015, the most since having 17 in 2009
- ▶ West Virginia had a season high nine tackles for loss against Georgia Southern and Maryland
- ▶ The defense held the Eagles to 29 passing yards, the fifth fewest passing yards allowed in school history
 1. 0 - Pitt (1981)
 2. 21 - Ohio (1987)
 3. 24 - Penn State (1980)
 4. 27 - Rutgers (2001)
 5. 29 - Georgia Southern (2015)
- ▶ WVU has held its opponent to under 400 yards of total offense 10 times in the past two years
- ▶ The 224 yards given up by the defense against Georgia Southern is the fewest total yards given up since holding Kansas to 176 yards in 2014
- ▶ WVU is the eighth college football team since 2000 to have 13 or more interceptions in the first five games of a season (2015)
- ▶ The Mountaineers tied a school record, finishing with five interceptions against Maryland. WVU last had five INTs in a 28-20 win at Cincinnati in 1990.
- ▶ That marked the fifth time in school history that WVU had five interceptions in a game
- ▶ Nick Kwiatkoski leads WVU with 62 tackles and is tied for third with 7.0 tackles for loss
- ▶ Kwiatkoski is tied for No. 11 in the Big 12 in tackles
- ▶ KJ Dillon is the second leading tackler on the WVU defense with 45 tackles, including 35 solo stops, is second with 7.5 tackles for loss, and has five pass breakups, an interception and a forced fumble
- ▶ Dillon is tied for No. 18 in the Big 12 in passes defended (.67) and No. 20 in tackles for loss
- ▶ Shaq Petteway is the third-leading tackler for WVU with 44 and is tied for second in sacks (2), is tied for third with 7.0 tackles for loss and a PBU
- ▶ Jared Barber is tied for second on the WVU defense with 7.0 tackles for loss, fourth in tackles with 43 and has 1.5 sacks.
- ▶ Barber is No. 19 in the Big 12 in tackles for loss
- ▶ Barber's 42-yard fumble return for a TD vs. Texas was WVU's first defensive score in 2015

Comparing the Two (Big 12 Statistics)

	WVU	Kansas
Scoring Offense	6	10
Rushing Offense	3	10
Scoring Defense	5	10
Rushing Defense	7	9
Passing Offense	8	7
Total Offense	6	9
Passes Had Intercepted	T6	T6
Pass Defense	6	10
Total Defense	5	10
Kickoff Returns	1	7
Punt Returns	8	9
Net Punting	2	10
Passing Efficiency	6	9
Turnover Margin	3	8
Interceptions	1	7
Pass Eff. Defense	4	10
First Downs	6	8
First Down Defense	1	9
Third Down Conv.	7	T9
Opponent Third Down	2	7
Fourth Down Conv.	4	10
Opponent Fourth Down	5	10
Sacks By	9	5
Sacks Against	T5	9
Tackles for Loss	4	10
Tackles for Loss Allowed	10	8
Penalties	9	4
Possession Time	5	7
Punt Return Defense	8	9
Kickoff Return Defense	2	3
Turnovers Gained	2	7
Fumbles Gained	8	2
Red Zone Offense	7	10
Red Zone Defense	7	1

- ▶ Dravon Askew-Henry is fifth on the WVU defense with 42 tackles and has an interception, has a TFL and three PBUs
- ▶ Askew-Henry's second-quarter interception against GSU was the third of his career
- ▶ Daryl Worley leads the Big 12 in passes defended (14) and is ranked No. 11 nationally
- ▶ Worley had a career-best three pass breakups at Baylor; leads WVU with 10 total
- ▶ Worley finished with his third interception against Texas Tech and fourth against Texas, ranking No. 2 on the WVU defense, tied for No. 2 in the Big 12 and is No. 16 nationally
- ▶ Terrell Chestnut is second on team in passes defended with two INTs and six PBUs
- ▶ Chestnut is tied for No. 3 in the Big 12 in passes defended (1.00) and is No. 8 in the Big 12 in interceptions (2)
- ▶ Senior safety Karl Joseph sustained a knee injury on Tues., Oct. 6 and is out for the year
- ▶ At the time of his injury, Joseph ranked No. 1 nationally in INT (5), No. 17 in passes defended and tied for No. 40 in FR (1)
- ▶ Joseph finished with three interceptions against Georgia Southern, pushing his career total to six. They were his first INTs since 2013.
- ▶ Joseph is the first Mountaineer to nab three interceptions in a game since Vann Washington did so in a 52-16 win over Louisiana Tech on Oct. 29, 2004.
- ▶ It also marked the third time in the modern era that a player finished with three interceptions in one quarter (Mike Slater at Kentucky, 1969 - 4th quarter and Jack Eastwood at Miami, 1973 - 4th quarter)
- ▶ The six turnovers forced by WVU against Maryland were the most since the Mountaineers forced eight vs. Rutgers (2001)



West Virginia Top Offensive Performances

Mountaineer Top Rushing Marks

1.	569	Washington & Lee	November 10, 1923
2.	536	East Carolina	September 28, 2002
3.	517	Connecticut	November 24, 2007
4.	478	East Carolina	September 4, 2004
5.	457	Syracuse	October 14, 2006
6.	458	Oklahoma	November 17, 2012
7.	451	Pitt	November 24, 2005
8.	446	Syracuse	October 30, 1993
	446	Rutgers	November 3, 2001
10.	437	Pitt	November 16, 2006
11.	427	Cincinnati	October 17, 1987
12.	397	East Carolina	September 22, 2007
13.	394	Eastern Washington	September 9, 2006
14.	382	Georgia	January 2, 2006
15.	379	Washington & Lee	November 10, 1923
	379	East Carolina	November 7, 1992
17.	378	Pitt	September 29, 1990
18.	376	West Virginia Wesleyan	October 1, 1938
	376	Louisville	November 22, 2008
20.	370	Cincinnati	October 21, 1989

Mountaineer Top Passing Marks

1.	656	Baylor	September 29, 2012
2.	511	Maryland	September 13, 2014
3.	469	UConn	October 8, 2011
4.	463	LSU	September 24, 2011
5.	452	Missouri	December 26, 1998
6.	448	James Madison	September 15, 2012
7.	431	Norfolk State	September 10, 2011
8.	416	Pitt	September 28, 1968
9.	410	Louisville	November 5, 2011

10.	409	Pitt	November 27, 1998
11.	407	Kansas	December 1, 2012
	407	Clemson	January 4, 2012
13.	401	Oklahoma State	November 10, 2012
14.	396	Pitt	October 15, 1994
15.	390	Purdue	September 2, 1995
16.	388	Maryland	September 17, 2011
17.	380	Miami	October 24, 1998
18.	376	Oklahoma	September 20, 2014
19.	372	Cincinnati	November 12, 2011
20.	371	Rutgers	November 9, 1996
21.	365	Boston College	October 5, 1996
	365	Alabama	August 31, 2014

Mountaineer Top Total Offense

1.	807	Baylor	September 29, 2012
2.	778	Oklahoma	November 17, 2012
3.	694	Maryland	September 13, 2014
4.	674	Washington & Lee	November 10, 1923
5.	655	Marshall	September 1, 2012
6.	654	Syracuse	October 30, 1993
7.	647	Kansas	December 1, 2012
8.	643	Bowling Green	October 1, 2011
9.	641	Pitt	October 2, 1965
	641	Pitt	November 16, 2006
11.	627	Rutgers	November 3, 2001
12.	624	Connecticut	November 24, 2007
13.	623	Pitt	November 27, 1999
14.	621	East Carolina	September 4, 2004
15.	614	Temple	November 13, 1993
16.	606	Towson	September 6, 2014
17.	604	Georgia State	September 14, 2013

Charting Mountaineer Players of the Week

Game	O-Champ	D-Champ	ST-Champ	O-Scout	D-Scout	Big 12
Georgia Southern	Skyler Howard	Karl Joseph	Josh Lambert	David Sills	David Long	Karl Joseph
Liberty	Tyler Orlosky	Al Rasheed-Benton	Nick Meadows	Deonte Glover	Adam Shuler	
Maryland	Wendell Smallwood	Terrell Chestnut	Nick O'Toole	D.L. Knock	Antonio Crawford	
at Oklahoma	None	None	None	None	None	
Oklahoma State	None	None	None	None	None	
at Baylor	None	None	None	None	None	Shelton Gibson
at TCU	None	None	None	None	None	
Texas Tech	Wendell Smallwood	KJ Dillon	Sean Walters	Jacky Marcellus	David Long	
Texas	Elijah Wellman	Jared Barber	Nana Kyeremeh	Ricky Rogers	Xavier Pegues	
		Nick Kwiatkoski				
at Kansas						
Iowa State						
at Kansas State						

West Virginia Bests

Rushing Yards569 vs. Washington & Lee 1923
Passing Yards656 vs. Baylor 2012
Total Yards807 vs. Baylor 2012
Total First Downs37 vs. Maryland 2015
Low Rushing Yards All-30 vs. Florida 1981
Low Passing Yards All0 vs. Pitt 1981
Low Total Yards Allowed-14 vs. Maryland 1919
Fewest First Downs All0 vs. Maryland 1919
Longest TD run96 vs. N. Illinois 1986
Longest Non-TD Run79 vs. Louisville 2008
Longest TD Reception96 vs. Penn State 1973
Longest Non-TD Reception84 vs. Miami 2003
Points (Game)92 vs. Marshall 1916
Victory Margin89 vs. Geneva 1951

West Virginia Bests - 2010 Decade

Rushing Yards458 vs. Oklahoma '12
Passing Yards659 vs. Baylor '12
Total Yards807 vs. Baylor '12
Total First Downs37 vs. Maryland '15
First Downs Rushing19 vs. Cincinnati '10
First Downs Passing23 vs. LSU '11
Low Rushing Yards All-10 vs. Maryland '10
Low Passing Yards All29 vs. Ga. Southern '14
Low Total Yards Allowed122 vs. Towson '14
Fewest First Downs All7 vs. Towson '14
Fewest 1st Downs Rushing All0 vs. Kansas St. '14
Fewest 1st Downs Passing All2 vs. KU '13, G SU '15
Longest TD run80 vs. Rutgers '11
Longest Non-TD Run70 vs. Marshall '12
Longest TD Reception87 vs. Baylor '12
Longest Non-TD Reception75 vs. Okla. St. '12
Points (Game)70 vs. Clemson '11, Baylor '12
Points (Half)49 vs. Clemson '11 (First Half)
Points (Qtr)35 vs. Clemson '11 (Second)
Victory Margin54 vs. Towson '14

West Virginia Bests - Holgorsen Era

Rushing Yards458 vs. Oklahoma '12
Passing Yards656 vs. Baylor '12
Total Yards807 vs. Baylor '12
Total First Downs37 vs. Maryland '15
First Downs Rushing17 vs. Texas Tech '15
First Downs Passing23 vs. LSU '11
Low Rushing Allowed1 vs. Kansas State '14
Low Passing Yards Allowed29 vs. Ga. Southern '15
Low Total Yards Allowed122 vs. Towson '14
Fewest 1st Downs Allowed7 vs. Towson '14
Fewest 1st Downs Rushing All0 vs. Kansas St. '14
Fewest 1st Downs Passing All2 vs. KU '13, G SU '15
Longest TD run80 vs. Rutgers '11
Longest Non-TD Run70 vs. Marshall '12
Longest TD Reception87 vs. Baylor '12
Longest Non-TD Reception75 vs. Okla. St. '12
Points (Game)70 vs. Clemson '11, Baylor '12
Points (Half)49 (First Half) vs. Clemson '11
Points (Qtr)35 (Second) vs. Clemson '11
Victory Margin54 vs. Towson '14

2015 Big 12 Standings

	Big 12	Pct.	Overall	Pct.
Oklahoma State	7-0	1.000	10-0	1.000
Oklahoma	6-1	.857	9-1	.900
TCU	6-1	.857	9-1	.900
Baylor	5-1	.833	8-1	.889
Texas	3-4	.429	4-6	.400
Texas Tech	3-5	.375	6-5	.545
West Virginia	2-4	.333	5-4	.555
Iowa State	2-5	.286	3-7	.300
Kansas State	0-6	.000	3-6	.333
Kansas	0-7	.000	0-10	.000



Special Teams/Defensive Touchdowns Since 2000

- 2015**
 Jared Barber 42 fumble return vs. Texas
 Shelton Gibson 100 kickoff return at Baylor
- 2014**
 KJ Dillon 35 interception return vs. Texas A&M
 Terrell Chestnut 35 fumble recovery vs. TCU
 Dravon Henry 52 interception return at Oklahoma State
 Mario Alford 94 kickoff return vs. Kansas
 Mario Alford 100 kickoff return vs. Alabama
- 2013**
 Karl Joseph 38 fumble return vs. Iowa State
 Karl Joseph 0 fumble return at Baylor
 Darwin Cook 32 interception return at Baylor
 Ishmael Banks 58 interception return vs. Oklahoma State
- 2012**
 Tavon Austin 76 punt return vs. TCU
 Tavon Austin 100 kickoff return vs. Kansas State
 Doug Rigg 51 fumble return vs. Maryland
 Isaiah Bruce 43 fumble return vs. Marshall
- 2011**
 Darwin Cook 99 fumble return vs. Clemson
 Pat Miller 52 interception return at USF
 Tavon Austin 90 kickoff return at USF
 Julian Miller 0 fumble recovery at Cincinnati
 Terence Garvin 37 interception return at Maryland
 Tavon Austin 100 kickoff return vs. Marshall
- 2009**
 Sidney Glover 24 interception return at Rutgers
 Tavon Austin 98 kickoff return vs. UConn
- 2008**
 Mortty Ivy 29 interception return vs. Villanova
- 2007**
 Reed Williams 0 fumble recovery vs. UConn
 Eric Wicks 44 fumble return vs. Louisville
 Keilen Dykes 19 interception return vs. Syracuse
- 2006**
 Vaughn Rivers 50 punt return vs. Mississippi State
 Darius Reynaud 96 kickoff return vs. Maryland
- 2005**
 Jamille Addae 40 interception return vs. Pitt
 Thandi Smith 1 punt return vs. Rutgers
 Antonio Lewis 77 punt return vs. East Carolina
 Eric Wicks 31 interception return vs. Syracuse
- 2004**
 Mike Lorello 21 interception return vs. Connecticut
 Eric Wicks 34 interception return vs. Virginia Tech
 Adam Lehnortt 21 fumble return vs. James Madison
 Adam Jones 76 punt return vs. East Carolina
- 2003**
 Lance Frazier 64 punt return vs. Temple
 Adam Jones 47 fumble return vs. Temple
 Adam Jones 49 interception return vs. Boston College
 Adam Jones 87 kickoff return vs. BC
 Joe Hunter 0 punt return vs. UCF
- 2002**
 Arthur Harrison 0 fumble recovery vs. East Carolina
 Angel Estrada 43 interception return vs. Rutgers
- 2001**
 Shawn Terry 100 kickoff return vs. Maryland
 Shawn Hackett 10 fumble return vs. Rutgers
 Shawn Hackett 50 interception return vs. Rutgers
- 2000**
 Grant Wiley 22 interception return vs. Boston College
 Shawn Hackett 41 interception return vs. Boston College
 Grant Wiley 15 interception return vs. Idaho
 Ben Meighan 36 fumble return vs. VT
 Shawn Terry 100 kickoff return vs. Syracuse
 Bryant 49 interception return vs. Rutgers
 Jason Davis 0 fumble return vs. East Carolina
 Shawn Terry 89 kickoff return vs. Pitt
 Lance Frazier 32 interception return vs. Pitt
 Shawn Terry 99 kickoff return vs. Ole Miss

Pronunciation Guide

LAST NAMES

Arndt (Darren/Justin).....	like Yarn-dt
Cajuste (Yodny).....	ka-JUST
Chugunov (Chris).....	chug-uh-nov
DePalma (John).....	da-Palm-uh
Durante (Jovon).....	durr-rant
Funderburke (DaeJuan).....	like Thunder-burk
Gross (Marvin).....	Grose
Kwiatkoski (Nick).....	quit - Cowski
Kyeremeh (Nana).....	Ky-rum
Lazard (Marcell).....	Lah-zard
Maduwesi (CJ).....	mad-do-a-wessy
Matteo (Tony).....	muh-TAY-O
Nwachukwu (Noble).....	wah-Chew-coo
Orlosky (Tyler).....	or-Losk-E
Pegues (Xavier).....	pah-Geese
Petteway (Shaq).....	Pet-a-way
Rumph (Rick).....	rumpf
Seider (Ja'Shaun).....	Sy-der
Sharif (Khairi).....	share-EEF

FIRST NAMES

Amanii (Brown).....	ah-mon-E
Daikiel (Shorts).....	da-Keel
DaJuan (Funderburke).....	Dah-juan
Deamonte (Lindsay).....	Dee-a-monty
Dontae (Angus).....	Don-tay
Dravon (Henry).....	Dray-vaughn
Hodari (Christian).....	hoe-Darr-E
Jaleel (Fields).....	jah-leel
Ja'Shaun (Seider).....	Ja-Shaun
Jovon (Durante).....	Juh-vaughn
Ka'Raun (White).....	Cah-Ron
Khairi (Shariff).....	ka-harr-E
Rasul (Douglas).....	Ra-sewell
Rushel (Shell).....	rush-ell
Wendell (Smallwood).....	when-Dell
Xavier (Pegues).....	X-zay-vee-err

Online Pronunciation Guide

- ▶ A pronunciation guide provided by TheNameEngine.com also can be found at WVUsports.com on the football roster page. To hear a pronunciation of these names, click on the ear icon beside the name and a correct pronunciation will be provided.

NFL Mountaineers

- ▶ There are 21 former Mountaineers on NFL rosters in 2015, playing for 14 different teams.



Shaq Riddick	Arizona Cardinals
Ryan Mundy	Chicago Bears
Kevin White	Chicago Bears
Mario Alford	Cincinnati Bengals
Will Clarke	Cincinnati Bengals
Adam Jones	Cincinnati Bengals
Don Barclay	Green Bay Packers
Pat McAfee	Indianapolis Colts
J.T. Thomas	New York Giants
Geno Smith	New York Jets
Najee Goode	Philadelphia Eagles
Terence Garvin	Pittsburgh Steelers
Will Johnson	Pittsburgh Steelers
Dreamius Smith	San Diego Chargers
Mark Glowinski	Seattle Seahawks
Bruce Irvin	Seattle Seahawks
Tavon Austin	St. Louis Rams
Stedman Bailey	St. Louis Rams
Charles Sims	Tampa Bay Buccaneers
Keith Tandy	Tampa Bay Buccaneers
Quinton Spain	Tennessee Titans



Mountaineer 250-Yard Passing Games



SkylerHOWARD

A/C/Yds	Name	Opponent	Date
45/51/656	Geno Smith	Baylor	9/29/2012
37/49/511	Clint Trickett	Maryland	9/13/2014
38/65/463	Geno Smith	LSU	9/24/2011
27/45/450	Geno Smith	Connecticut	10/8/2011
34/50/429	Marc Bulger	Missouri	12/26/98
27/37/416	Mike Sherwood	Pitt	9/28/68
34/39/411	Geno Smith	James Madison	9/15/2012
31/44/410	Geno Smith	Louisville	11/5/2011
26/37/409	Marc Bulger	Pitt	11/27/98
23/24/407	Geno Smith	Kansas	12/1/2012
32/43/407	Geno Smith	Clemson	1/4/2012
16/39/396	Chad Johnston	Pitt	10/15/94
22/35/390	Chad Johnston	Purdue	9/2/95
36/49/388	Geno Smith	Maryland	9/17/2011
32/43/380	Marc Bulger	Miami	10/24/98
25/41/376	Clint Trickett	Oklahoma	9/20/2014
29/43/372	Geno Smith	Cincinnati	11/12/2011
20/34/371	Geno Smith	Norfolk State	9/10/2011
29/45/365	Clint Trickett	Alabama	8/30/2014
36/54/364	Geno Smith	Oklahoma State	11/10/2012
34/48/360	Oliver Luck	Syracuse	11/21/81
16/25/359	Skyler Howard	Georgia Southern	9/5/2015
25/41/359	Ford Childress	Georgia State	9/14/2013
21/37/356	Clint Trickett	Iowa State	11/30/2012
24/36/354	Marc Bulger	Navy	10/3/98
18/31/354	Chad Johnston	Boston College	10/5/96
23/28/352	Geno Smith	Rutgers	12/4/2010
25/40/353	Marc Bulger	Georgia Tech	12/29/97
35/40/348	Clint Trickett	Towson	9/6/2014

A/C/Yds	Name	Opponent	Date
26/43/348	Marc Bulger	Pitt	11/28/97
20/45/346	Skyler Howard	Texas A&M	12/29/2014
32/48/346	Marc Bulger	Miami	10/30/99
21/37/341	Bernie Galiffa	Penn State	10/28/72
30/43/338	Geno Smith	Maryland	9/22/2012
24/41/338	Geno Smith	Syracuse	10/21/2011
24/31/334	Jarrett Brown	East Carolina	9/12/2009
16/21/334	Chad Johnston	Rutgers	11/4/95
32/26/332	Pat White	North Carolina	12/27/2008
30/20/331	Marc Bulger	Pitt	11/27/99
32/36/323	Geno Smith	Marshall	9/1/2012
23/35/322	Clint Trickett	Baylor	10/18/2014
17/37/321	Jeff Hostetler	Oklahoma	9/11/82
20/35/320	Geno Smith	Oklahoma	11/17/2012
18/28/320	Allen McCune	Pitt	10/2/65
15/21/318	Brad Lewis	Mississippi	12/28/2000
32/45/316	Geno Smith	Marshall	9/10/2010
20/25/314	Oliver Luck	Temple	11/8/80
18/37/314	Bernie Galiffa	Pitt	11/4/72
20/28/312	Marc Bulger	Boston College	11/21/98
24/50/309	Clint Trickett	Oklahoma State	9/28/2013
21/34/309	Dan Kendra	Villanova	10/29/77
23/41/308	Darren Studstill	Miami, Fla.	10/31/92
20/33/306	Mike Sherwood	East Carolina	11/7/70
20/35/302	Clint Trickett	Kansas	10/4/2014
28/44/301	Clint Trickett	Texas Tech	10/11/2014
13/19/298	Bernie Galiffa	Virginia	9/23/72
15/21/297	Major Harris	Boston College	10/22/88
15/18/296	Allen McCune	William & Mary	9/25/65
21/33/294	Skyler Howard	Maryland	9/26/2015
20/25/293	Marc Bulger	Maryland	9/19/98
28/45/293	Dan Kendra	Syracuse	11/25/75
17/25/291	Chad Johnston	Missouri	10/1/94
12/20/290	Brad Lewis	East Carolina	11/18/2000
27/34/286	Brad Lewis	Kent State	9/22/2001
21/40/285	Skyler Howard	Iowa State	11/29/2014
19/37/285	Jeff Hostetler	Maryland	9/18/82
17/31/281	Bernie Galiffa	Syracuse	11/20/71
16/30/280	Kevin White	TCU	12/31/84
31/52/279	Brad Lewis	Maryland	9/29/2001
17/28/279	Jeff Hostetler	Rutgers	11/12/83
30/56/278	Geno Smith	Texas Tech	10/13/2012
17/28/274	Darren Studstill	Temple	11/13/93
18/29/273	Jeff Hostetler	Penn State	10/22/83
14/25/271	Rasheed Marshall	Syracuse	11/22/2003
15/19/270	Jake Kelchner	Maryland	9/13/93
12/20/269	Oliver Luck	Colorado State	9/13/80
25/35/268	Geno Smith	Texas	10/6/2012
19/29/268	Geno Smith	Maryland	9/18/2010
25/41/267	Clint Trickett	TCU	11/2/2013
11/18/267	Bernie Galiffa	Syracuse	11/18/72
29/16/266	Marc Bulger	Temple	10/23/99
17/27/265	Oliver Luck	Virginia Tech	10/17/81
21/26/263	Skyler Howard	Liberty	9/12/2015
32/54/260	Geno Smith	TCU	11/3/2012
16/32/259	Paul Millard	Texas	11/9/2013
13/28/257	Scott McBrien	Pitt	11/24/2000
15/31/257	Marc Bulger	Syracuse	11/7/98
14/20/257	Marc Bulger	Temple	10/10/98
21/32/257	Oliver Luck	East Carolina	10/31/81
17/35/256	Dan Kendra	Boston College	10/16/76
27/43/254	Clint Trickett	Texas Tech	10/19/2013
19/30/254	Richard Longfellow	Boston U.	10/11/58
21/36/253	Marc Bulger	Tulsa	9/26/98
13/31/252	Scott McBrien	Notre Dame	10/21/2000
12/23/250	Major Harris	Pitt	9/30/89
19/37/250	Jeff Hostetler	Penn State	10/23/82

Mountaineer 100-Yard Receivers

Name	Yards/Catches	Team/Year	Name	Yards/Catches	Team/Year
Stedman Bailey	303/13	Baylor/2012	Tavon Austin	123/12	Clemson/2012
Stedman Bailey	225/14	Oklahoma State/2012	Chris Henry	123/5	UCF/2003
Kevin White	215/13	Maryland/2014	Zach Abraham	122/3	Temple/1994
Mario Alford	215/8	Iowa State/2013	Tavon Austin	122/11	Maryland/2011
Tavon Austin	215/14	Baylor/2012	Jovon Durante	121/3	Georgia Southern/2015
Chris Henry	209/6	Syracuse/2003	Stedman Bailey	121/8	Syracuse/2012
Pat Greene	205/12	Pitt/1997	Tavon Austin	121/6	Rutgers/2010
Stedman Bailey	205/13	Oklahoma/2012	Ross Herron	121/7	Western Reserve/1950
Rahsaan Vanterpool	205/9	Pitt/1994	Chris Henry	119/4	Rutgers/2004
David Saunders	191/8	Boston College/1996	Shelton Gibson	118/6	Maryland/2015
Calvin Phillips	190/5	Cal-Fullerton/1988	Stedman Bailey	118/8	Louisville/2011
Oscar Patrick	190/10	Penn State/1968	Chris Henry	118/8	Boston College/2004
Shawn Foreman	189/11	Missouri/1998	Bob Dunlevy	118/4	Syracuse/1965
Tavon Austin	187/11	LSU/2011	Travis Garvin	117/3	Virginia Tech/2003
Zach Abraham	180/6	Pitt/1994	Phil Braxton	117/3	Pitt/2000
Tavon Austin	179/13	Maryland/2012	Antonio Brown	116/8	Kent State/2001
Antonio Brown	179/6	East Carolina/2000	Stedman Bailey	115/8	LSU/2011
Stedman Bailey	178/7	Connecticut/2011	Jock Sanders	115/12	Auburn/2009
David Saunders	178/11	Rutgers/1996	Shawn Foreman	115/5	Pitt/1998
Chris Henry	176/4	Rutgers/2003	Rahsaan Vanterpool	115/10	Ball State/1994
Kevin White	173/10	Oklahoma/2014	Steve Lewis	115/5	California/1978
Stedman Bailey	173/13	James Madison/2012	Danny Buggs	115/5	Pitt/1972
Mike Baker	172/8	Rutgers/1993	Tom Yeater	115/3	Oregon State/1962
Shawn Foreman	164/6	Rutgers/1996	J.D. Woods	114/13	Baylor/2012
Stedman Bailey	159/11	Kansas/2012	Calvin Phillips	114/4	Penn State/1988
Antonio Brown	156/6	Ole Miss/2000	Tavon Austin	113/11	James Madison/2012
Shawn Foreman	158/9	Miami/1998	Stedman Bailey	113/8	Maryland/2011
Khori Ivy	155/7	Temple/2000	Khori Ivy	113/6	Pitt/1998
Shawn Foreman	153/10	Boston College/1997	David Saunders	113/7	Syracuse/1996
Rahsaan Vanterpool	152/9	Boston College/1996	John Talley	113/4	Syracuse/1987
Willie Drewrey	152/6	TCU/1984	Oscar Patrick	113/7	Virginia Tech/1968
Gary Mullen	152/7	Virginia/1984	Oscar Patrick	113/5	Penn State/1967
Danny Buggs	151/6	Illinois/1973	Stedman Bailey	112/4	Bowling Green/2011
Lovett Purnell	149/8	Purdue/1995	Steve Lewis	112/7	Colorado State/1978
David Saunders	149/8	Rutgers/1995	Rahsaan Vanterpool	111/3	Louisiana Tech/1994
Rich Hollins	148/6	Virginia Tech/1981	Ed Hill	111/4	Temple/1993
Rich Hollins	148/8	Maryland/1981	Danny Buggs	111/4	Boston College/1973
Reggie Rembert	145/5	Pitt/1989	Oscar Patrick	111/7	Villanova/1968
Kevin White	143/9	Alabama/2014	Tavon Austin	111/4	Kansas/2012
Khori Ivy	142/9	Miami/1999	Darius Reynaud	110/5	East Carolina/2006
Cedric Thomas	142/7	Temple/1980	David Saunders	110/6	Syracuse/1998
Darrell Miller	141/8	Virginia/1981	Shawn Foreman	110/12	Georgia Tech/1997
Danny Buggs	140/6	William & Mary/1972	Rahsaan Vanterpool	110/8	Purdue/1996
Jerry Porter	139/3	Pitt/1999	Scott MacDonald	110/5	N.C. State/1975
Bob Dunlevy	139/5	William & Mary/1965	Jordan Thompson	109/6	Texas Tech/2014
Milt Clegg	139/8	Syracuse/1964	Devon Brown	109/4	Norfolk State/2011
Jim Braxton	138/5	East Carolina/1970	Jay Kearney	109/5	Penn State/1992
Terry Fairbanks	138/4	Boston U./1958	Rich Hollins	109/4	Maryland/1983
Mario Alford	136/7	Oklahoma State/2014	Oscar Patrick	109/5	Richmond/1968
Rahsaan Vanterpool	135/6	Temple/1995	Oscar Patrick	109/5	Villanova/1967
James Jett	135/5	Cincinnati/1990	Phil Braxton	108/2	Pitt/2002
Darius Reynaud	134/9	Marshall/2007	Phil Braxton	108/4	Virginia/2002
Lovett Purnell	134/3	Rutgers/1995	Antonio Brown	108/10	Maryland/2001
Reggie Rembert	134/5	Ball State/1989	Zach Abraham	107/7	South Carolina/1994
Kevin White	132/16	Texas/2014	Tavon Austin	106/7	Maryland/2010
Kevin White	132/8	Baylor/2014	Miquelle Henderson	106/5	Wisconsin/2002
Kevin White	132/6	Kansas/2014	Jay Kearney	106/4	Rutgers/1993
Chris Henry	132/5	Boston College/2003	Jay Kearney	106/5	Boston College/1993
Marshall Mills	132/7	Virginia/1972	Harvey Smith	106/4	Syracuse/1985
Mario Alford	131/11	Maryland/2014	Charles Becca	106/3	Temple/1948
Ivan McCartney	131/6	Connecticut/2011	Miquelle Henderson	105/8	Cincinnati/2002
Shelton Gibson	130/3	Georgia Southern/2015	Anthony Becht	105/5	Boston College/1999
Kevin White	130/7	Baylor/2013	David Saunders	105/8	East Carolina/1996
Stedman Bailey	130/7	Syracuse/2011	Randy Swinson	105/7	Penn State/1977
Steve Slaton	130/6	Pitt/2006	Stedman Bailey	104/9	Marshall/2012
David Saunders	130/9	North Carolina/1996	Stedman Bailey	104/6	Cincinnati/2011
David Saunders	130/6	Purdue/1995	Jay Kearney	104/3	Maryland/1993
Ed Hill	130/9	Miami/1992	Reggie Rembert	104/5	Syracuse/1989
Cedric Thomas	130/7	Villanova/1977	John Talley	104/7	Syracuse/1986
Kevin White	129/7	Texas A&M/2014	Danny Buggs	103/8	Temple/1974
Greg Dykes	128/5	South Carolina/1989	Tavon Austin	102/10	Texas/2012
Tavon Austin	126/9	Cincinnati/2011	James Jett	102/5	Maryland/1990
Shawn Foreman	126/7	East Carolina/1997	Tavon Austin	102/10	Pitt/2011
Mike Baker	126/8	Maryland/1993	Mario Alford	101/7	Oklahoma/2014
Danny Buggs	126/7	Penn State/1972	Kevin White	101/10	Towson/2014
Bill Marker	126/5	Penn State/1953	Ivan McCartney	101/8	Maryland/2011
Jay Kearney	125/3	Missouri/1993	David Saunders	101/5	Temple/1998
Cedric Thomas	125/3	Colorado State/1980	James Jett	101/3	Louisiana Tech/1992
Nate Stephens	125/5	William & Mary/1971	Tavon Austin	101/11	TCU/2012
Jerry Porter	124/4	Georgia Tech/1997	Rich Hollins	101/3	Oklahoma/1982
Kevin White	123/13	Texas Tech/2014	Steve Lewis	101/5	Boston College/1976
			Richard Rader	101/3	Pitt/1965
			Darrell Miller	100/5	Florida State/1982
			Brad Starks	100/4	UNLV/2010



West Virginia Depth Chart

Career Games Played/Starts

	GP/GS	2015	2014	2013	2012
Cody Clay, r-Sr., TE/FB/WR	47/24	9/2	13/7	12/9	13/6
^Shaq Petteway, r-Sr., S/LB	47/8	9/7	13/1	0/0	13/0
Kyle Rose, r-Sr., DL	47/29	9/9	13/13	12/6	13/1
John DePalma, Sr., LS	46/0	8/0	13/0	12/0	13/0
Isaiah Bruce, r-Sr., LB	46/20	9/0	13/1	11/7	13/12
Jordan Thompson, Sr., WR	45/17	9/4	13/9	10/2	13/2
KJ Dillon, Sr., S	44/25	9/9	13/12	9/4	13/0
Nick Kwiatkowski, r-Sr., LB	44/33	9/9	13/13	10/10	12/1
Karl Joseph, Sr., S	42/42	4/4	13/13	12/12	13/13
KJ Myers, r-Sr., WR	42/2	9/0	12/0	12/2	9/0
Eric Kinsey, Sr., DL	41/4	9/0	9/0	10/3	13/1
*Jared Barber, r-Sr., LB	40/21	8/8	0/0	10/7	10/4
Rick Rumph, Sr., CB	39/1	8/1	13/0	9/0	9/0
Terrell Chestnut, r-Sr., CB	36/23	8/8	12/12	10/0	6/3
Christian Brown, r-Jr., DL	36/10	9/9	12/1	4/0	11/0
Jarrod Harper, r-Jr. S	34/5	9/5	13/0	12/0	--
Nick O'Toole, Sr., P	34/0	9/0	13/0	12/0	--
Daikiel Shorts, Jr., WR	34/20	9/8	13/4	12/9	--
Wendell Smallwood, Jr., RB	34/18	9/8	13/9	12/1	--
Josh Lambert, r-Jr., K	33/0	9/0	13/0	11/0	--
Marquis Lucas, r-Sr., OL	33/26	9/9	13/13	10/4	1/0
Tyler Orlosky, r-Jr., OL	33/25	9/9	13/13	11/3	--
Justin Arndt, r-Jr., LB	31/0	9/0	13/0	9/0	--
Noble Nwachukwu, r-Jr., DL	31/22	9/9	13/13	9/0	--
Daryl Worley, Jr., CB	31/25	9/9	11/11	11/5	--
Adam Pankey, r-Jr., OL	30/22	9/9	13/13	8/0	--
Jeremy Tyler, Jr., S	29/1	8/0	13/0	8/1	--
Sean Walters, r-Jr., LB	27/0	9/0	6/0	12/0	--
Nana Kyeremeh, r-Jr., CB	26/1	9/0	4/0	0/0	13/1
Devonte Mathis, r-Jr., WR	22/2	6/2	8/0	8/0	--
Al-Rasheed Benton, r-So., LB	22/1	9/1	13/0	--	--
Dravon Askew-Henry, So., S	22/22	9/9	13/13	--	--
Edward Muldrow, Sr., LB	21/10	8/2	13/8	--	--
Rushel Shell, r-Jr., RB	21/10	9/2	12/8	--	--
Elijah Wellman, r-So., RB/TE/FB	21/3	9/3	12/0	--	--
Shelton Gibson, r-So., WR	21/9	9/9	12/0	--	--
Darrien Howard, Sr., DL	21/0	9/0	8/0	4/0	--
Marvin Gross, r-So., LB	20/0	9/0	0/0	11/0	--
Xavier Preston, So., LB	18/0	9/0	9/0	--	--
Vernon Davis, r-Jr., WR	17/0	1/0	10/0	6/0	--
Tony Matteo, r-Jr., OL	14/2	9/1	5/1	--	--
Jon Lewis, r-So., DL	13/0	5/0	8/0	--	--
Skyler Howard, Jr., QB	13/11	9/9	4/2	--	--
Grant Lingafelter, r-So., OL	12/0	7/0	5/0	--	--
Stone Underwood, r-Sr., OL	12/0	8/0	4/0	--	--
Darren Arndt, r-Sr., DL	11/0	9/0	1/0	1/0	--
Marcell Lazard, r-So., OL	11/2	9/2	2/0	--	--
William Crest, Jr., r-Fr., QB	9/0	8/0	1/0	--	--
Kyle Bosch, r-So., OL	9/9	9/9	--	--	--
Jovon Durante, Fr., WR	9/7	9/7	--	--	--
Gary Jennings, Fr., WR	9/0	9/0	--	--	--
Khairi Shariff, r-Jr., CB	9/0	9/0	--	--	--
Larry Jefferson, Jr., DL	7/0	7/0	--	--	--
Ka'Raun White, r-So., WR	7/1	7/1	--	--	--
Rasul Douglas, Jr., CB	7/0	7/0	--	--	--
Yodny Cajuste, r-Fr., OL	6/6	6/6	--	--	--
Hodari Christian, r-So., LB	6/0	4/0	2/0	--	--
Mike Molina, r-So., K	5/0	3/0	2/0	--	--
Donte Thomas-Williams, r-Fr., RB	4/0	4/0	--	--	--
Amanii Brown, r-Fr., OL	4/0	4/0	--	--	--
Shane Commodore, r-So., S	4/0	4/0	--	--	--
David Sills, Fr., WR	4/0	4/0	--	--	--
Jaleel Fields, r-Fr., DL	3/0	3/0	--	--	--
Nick Meadows, r-So., LS	3/0	2/0	1/0	--	--
CJ Maduwesi, Fr., DL	2/0	2/0	--	--	--
Sylvester Townes, r-Jr., OL	2/0	2/0	--	--	--
Jacky Marcellus, r-So., RB	2/0	2/0	--	--	--

*Includes 2011 for Jared Barber (12/2)

^Includes 2011 for Shaq Petteway (13/0)

Offense

Position	No.	Name	Ht.	Wt.	Cl.	GP	GS	Hometown
WR (X)	1	Shelton Gibson	5-11	192	r-So.	21	9	Cleveland, Ohio
	12	Gary Jennings	6-1	206	Fr.	9	0	Stafford, Va.
T	78	Marquis Lucas	6-4	315	r-Sr.	33	26	Miami, Fla.
	55	Yodny Cajuste	6-5	295	r-Fr.	6	6	Miami, Fla.
LG	57	Adam Pankey	6-5	312	r-Jr.	30	22	Hamilton, Ohio
	58	Amanii Brown	6-5	292	r-Fr.	4	0	Morgantown, W.Va.
C	65	Tyler Orlosky	6-4	296	r-Jr.	33	25	Cleveland, Ohio
	59	Stone Underwood	6-4	298	r-Sr.	12	0	Brookhaven, Miss.
RG	*62	Kyle Bosch	6-5	310	r-So.	15	12	St. Charles, Ill.
	70	Tony Matteo	6-4	294	r-Jr.	14	2	Clinton, Ohio
RT	77	Marcell Lazard	6-5	306	r-So.	11	2	Bloomfield, N.J.
	56	Grant Lingafelter	6-5	314	r-So.	12	0	Chagrin Falls, Ohio
IR (Y)	6	Daikiel Shorts Jr.	6-1	201	Jr.	34	20	Clayton, N.J.
	10	Jordan Thompson	5-7	175	Sr.	45	17	Katy, Texas
WR (Z)	2	Ka'Raun White	6-1	198	r-So.	7	1	Macungie, Pa.
	15	David Sills	6-3	202	Fr.	4	0	Wilmington, Del.
	5	Jovon Durante	6-0	165	Fr.	9	7	Hollywood, Fla.
QB	3	Skyler Howard	6-0	206	Jr.	13	11	Fort Worth, Texas
	16	William Crest Jr.	6-2	212	r-Fr.	9	0	Baltimore, Md.
TE/H	88	Cody Clay	6-4	262	r-Sr.	47	24	Alum Creek, W.Va.
	89	Darren Arndt	6-3	244	r-Sr.	11	0	Martinsburg, W.Va.
RB	7	Rushel Shell	5-10	224	r-Jr.	21	10	Hopewell, Pa.
	28	Elijah Wellman	6-2	234	So.	21	3	Huntington, W.Va.
HB	4	Wendell Smallwood	5-11	202	Jr.	34	18	Wilmington, Del.
	23	Jacky Marcellus	5-8	182	r-So.	2	0	Immokalee, Fla.

Defense

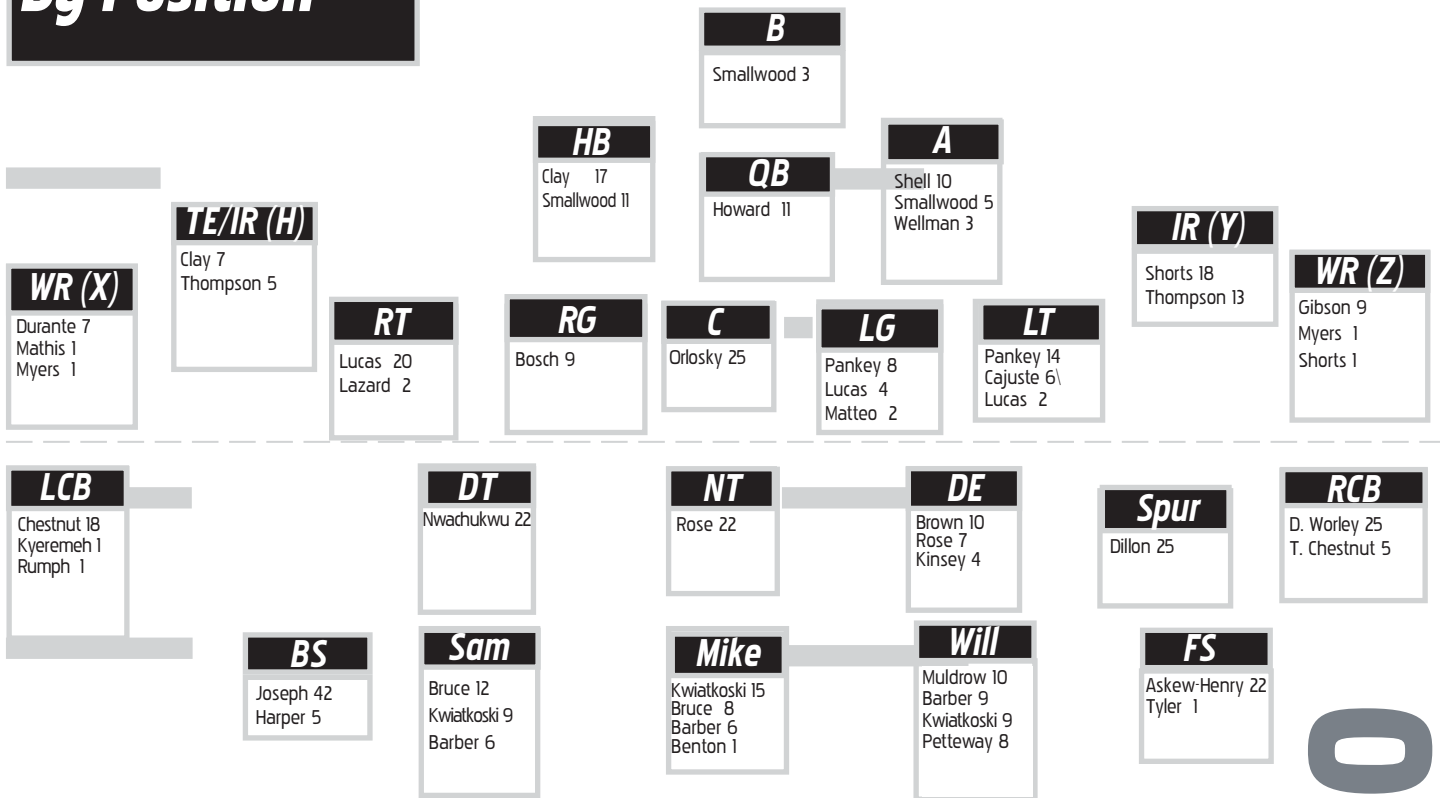
Position	No.	Name	Ht.	Wt.	Cl.	GP	GS	Hometown
DE	95	Christian Brown	6-2	290	r-Jr.	36	10	Fort Myers, Fla.
	45	Eric Kinsey	6-3	280	Sr.	41	4	Miami, Fla.
NT	93	Kyle Rose	6-4	295	r-Sr.	47	29	Centerville, Ohio
	49	Darrien Howard	6-1	300	Jr.	21	0	Dayton, Ohio
DE	97	Noble Nwachukwu	6-2	271	r-Jr.	31	22	Wylie, Texas
	31	Isaiah Bruce	6-1	238	r-Sr.	46	20	Jacksonville, Fla.
SAM	35	Nick Kwiatkoski	6-2	238	r-Sr.	44	33	Bethel Park, Pa.
	5	Xavier Preston	6-2	236	So.	18	0	Stuart, Fla.
MIKE	42	Jared Barber	6-0	232	r-Sr.	40	21	Mocksville, N.C.
	17	Al-Rasheed Benton	6-1	235	r-So.	22	1	Newark, N.J.
WILL	30	Justin Arndt	5-11	210	r-Jr.	31	0	Martinsburg, W.Va.
	36	Shaq Petteway	6-0	232	r-Sr.	47	8	Steubenville, Ohio
	20	Edward Muldrow III	6-3	210	Sr.	21	10	Snellville, Ga.
	27	Sean Walters	6-2	226	r-Jr.	27	0	Hollywood, Fla.
CB	7	Daryl Worley	6-1	202	Jr.	31	25	Philadelphia, Pa.
	3	Rick Rumph III	5-11	185	Sr.	39	1	Daytona Beach, Fla.
FS	6	Dravon Askew-Henry	5-11	202	So.	22	22	Aliquippa, Pa.
	38	Shane Commodore	6-0	208	r-So.	4	0	Morgantown, W.Va.
SPUR	9	KJ Dillon	6-1	209	Sr.	44	25	Apopka, Fla.
	18	Marvin Gross	6-2	212	r-So.	20	0	Baltimore, Md.
BS	22	Jarrod Harper	6-1	211	r-Jr.	34	5	Frostburg, Md.
	24	Jeremy Tyler	5-11	206	Jr.	29	1	Lithonia, Ga.
CB	16	Terrell Chestnut	5-11	193	r-Sr.	36	23	Pottstown, Pa.
	14	Nana Kyeremeh	5-11	192	r-Jr.	26	1	Worthington, Ohio

Special Teams

Position	No.	Name	Ht.	Wt.	Cl.	GP	GS	Hometown
K	86	Josh Lambert	5-11	212	r-Jr.	33	0	Garland, Texas
	48	Mike Molina	5-8	176	r-So.	5	0	Hurricane, W.Va.
P	91	Nick O'Toole	6-3	216	Sr.	34	0	Corona, Calif.
	15	Billy Kinney	6-4	206	r-Fr.	0	0	Morgantown, W.Va.
LS	87	John DePalma	6-6	252	Sr.	46	0	Cumming, Ga.
	46	Nick Meadows	5-11	232	r-So.	3	0	Princeton, W.Va.
H	91	Nick O'Toole	6-3	216	Sr.	34	0	Corona, Calif.
	15	Billy Kinney	6-4	206	r-Fr.	0	0	Morgantown, W.Va.
KO	91	Nick O'Toole	6-3	216	Sr.	34	0	Corona, Calif.
	48	Mike Molina	5-8	176	r-So.	5	0	Hurricane, W.Va.
PR	9	KJ Dillon	6-1	209	Sr.	44	0	Apopka, Fla.
	12	Gary Jennings	6-1	206	Fr.	9	0	Stafford, Va.
KR	5	Jovon Durante	6-0	165	Fr.	9	0	Hollywood, Fla.
	9	KJ Dillon	6-1	209	Sr.	44	0	Apopka, Fla.

* - Bosch's Games Played/Started include Michigan numbers (6/3)

Career Starts By Position



2015 Offense Game-By-Game Starters

Game	WR (X)	TE/IR (H)	IR (Y)	WR (Z)	LT	LG	C	RG	RT	HB	RB	QB
Georgia Southern	Durante	--	Shorts	Gibson	Cajuste	Pankey	Orlosky	Bosch	Lucas	Smallwood	Shell	Howard
Liberty	Durante	Thompson	Shorts	Gibson	Cajuste	Pankey	Orlosky	Bosch	Lucas	Smallwood	--	Howard
Maryland	Mathis	Clay	Shorts	Gibson	Cajuste	Pankey	Orlosky	Bosch	Lucas	Smallwood	--	Howard
Oklahoma	Durante	Thompson	--	Gibson	Cajuste	Pankey	Orlosky	Bosch	Lucas	Smallwood	Wellman	Howard
Oklahoma State	Durante	Clay	--	Gibson	Cajuste	Pankey	Orlosky	Bosch	Lucas	Shell	Wellman	Howard
Baylor	Durante	--	Shorts	Gibson	Cajuste	Pankey	Orlosky	Bosch	Lucas	Smallwood	--	Howard
TCU	Durante	Thompson	Shorts	Gibson	Pankey	Matteo	Orlosky	Bosch	Lucas	Smallwood	--	Howard
Texas Tech	Durante	Thompson	Shorts	Gibson	Lucas	Pankey	Orlosky	Bosch	Lazard	Smallwood	--	Howard
Texas	White	--	Shorts	Gibson	Lucas	Pankey	Orlosky	Bosch	Lazard	Smallwood	Wellman	Howard
Kansas												
Iowa State												
Kansas State												

2015 Defense Game-By-Game Starters

Game	DE	NT	DE	Sam	Mike	Will	Spur	CB	FS	BS	CB
Georgia Southern	Brown	Rose	Nwachukwu	Kwiatkoski	Barber	Petteway	Dillon	Worley	Askew-Henry	Joseph	Chestnut
Liberty	Brown	Rose	Nwachukwu	Kwiatkoski	Benton	Petteway	Dillon	Worley	Askew-Henry	Joseph	Chestnut
Maryland	Brown	Rose	Nwachukwu	Kwiatkoski	Barber	Petteway	Dillon	Worley	Askew-Henry	Joseph	Chestnut
Oklahoma	Brown	Rose	Nwachukwu	Kwiatkoski	Barber	Petteway	Dillon	Worley	Askew-Henry	Joseph	Chestnut
Oklahoma State	Brown	Rose	Nwachukwu	Kwiatkoski	Barber	Petteway	Dillon	Worley	Askew-Henry	Harper	Chestnut
Baylor	Brown	Rose	Nwachukwu	Kwiatkoski	Barber	Petteway	Dillon	Worley	Askew-Henry	Harper	Chestnut
TCU	Brown	Rose	Nwachukwu	Kwiatkoski	Barber	Muldrow	Dillon	Worley	Askew-Henry	Harper	Chestnut
Texas Tech	Brown	Rose	Nwachukwu	Kwiatkoski	Barber	Muldrow	Dillon	Worley	Askew-Henry	Harper	Rumph
Texas	Brown	Rose	Nwachukwu	Kwiatkoski	Barber	Petteway	Dillon	Worley	Askew-Henry	Harper	Chestnut
Kansas											
Iowa State											
Kansas State											



Record Under Holgorsen

overall.....	33-27
playing at home.....	20-12
playing on the road.....	11-11
playing at a neutral site.....	2-4
vs. ranked opponents.....	6-14
in bowl games.....	1-2
in overtime.....	1-4
more than 7 days to prepare.....	12-9
in August.....	1-1
in September.....	14-4
in October.....	8-10
in November.....	7-10
in December.....	2-2
in January.....	1-0
outrushing opponent.....	21-6
when rushing for 200 yards.....	13-4
when rushing for 300 yards.....	4-1
outrushed by opponent.....	12-21
outpassing opponent.....	24-13
when passing for 300 yards.....	19-10
when passing for 400 yards.....	7-3
when passing for 500 yards.....	2-0
when passing for 600 yards.....	1-0
outpassed by opponent.....	9-14
when allowing 200 yards passing.....	18-21
when allowing 250 yards passing.....	12-16
when allowing 300+ yards passing.....	6-10
more total offense than opponent.....	27-9
when having 400+ total offense.....	26-14
when having 500+ total offense.....	16-5
when having 600+ total offense.....	7-1
when having 700+ total offense.....	1-1
when having 800+ total offense.....	1-0
same total offense as opponent.....	1-0
less total offense than opponent.....	5-18
when allowing 400+ total offense.....	13-20
when allowing 500+ total offense.....	2-11
committing fewer turnovers.....	14-6
committing more turnovers.....	10-18
turnovers are even.....	9-3
0-30:00 of time of possession.....	18-19
30:01-plus of time of possession.....	15-8
scoring first.....	28-7
opponent scores first.....	11-20
leading after the 1st quarter.....	17-7
trailing after the 1st quarter.....	10-19
tied after the 1st quarter.....	6-1
leading at halftime.....	25-5
trailing at halftime.....	7-19
tied at halftime.....	1-3
leading after the 3rd quarter.....	25-4
trailing after the 3rd quarter.....	6-23
tied after the 3rd quarter.....	2-0
scoring 0-10 points.....	33-27
scoring 11-20 points.....	33-24
scoring 21-30 points.....	32-19
scoring 31-40 points.....	30-10
scoring 41-plus points.....	16-3
opponent scores 0-10 points.....	33-27
opponent scores 11-20 points.....	26-27
opponent scores 21-30 points.....	17-26
opponent scores 31-40 points.....	8-26
opponent scores 41-plus points.....	2-13
individual 100-yard rusher.....	16-6
opponent 100-yard rusher.....	11-12
opponent less than 100-yards rushing.....	9-1
individual 1 100-yard receiver.....	21-13
individual 2 100-yard receivers.....	9-2
individual 3 100-yard receivers.....	2-0
opponent 100-yard receiver.....	10-15
individual 300-yard passer.....	17-11
individual 400-yard passer.....	5-2

West Virginia Head Coach Dana Holgorsen - Fifth Year



Coaching Highlights

West Virginia

- ▶ Has six wins over Top 25 opponents in his four-year tenure at WVU
- ▶ Had 12 players earn All-American honors
- ▶ Four players drafted in the 2015 NFL Draft - Kevin White, taken with the seventh pick of the first round by the Chicago Bears; Mark Glowinski (4th round, Seattle), Shaq Riddick (5th, Arizona) and Mario Alford (7th, Cincinnati)
- ▶ Had 12 players drafted in four years at WVU, including seven taken in the top three rounds
- ▶ Three first NFL round draft picks in the past four years, one of only 11 schools to accomplish that feat
- ▶ Big 12 Conference's only school to have at least one first round draft pick each year in three of four years
- ▶ Four wide receivers drafted since 2012, most of any school in the country during that time
- ▶ Since becoming offensive coordinator at Texas Tech in 2005, his offenses have averaged an astounding 38.0 points per game over that 10-year period
- ▶ His passing offenses and total offensive output have ranked in the Top 10 nationally all but one year during the 10-year span
- ▶ His former pupils have earned 10 national awards and also have 10 earn finalist honors
- ▶ Had eight quarterbacks pass for 4,000 or more yards and throw for 30 or more touchdowns in a season
- ▶ Had 14 receivers finish with 1,000 or more yards in a season, including 10 of them finish with 90 or more receptions and 12 finish with 90 or more receptions and 12 finish with double figure TD receptions in a season

2015

- ▶ Fifth year as the head coach at West Virginia University, and is leading the Mountaineers into their fourth year of membership in the Big 12 Conference
- ▶ Holgorsen's 33 wins puts him in sixth place on the all-time WVU coaching win list; needs 10 more to move past Bobby Bowden into fifth place
- ▶ Led Mountaineers to a Top 25 national ranking for the fourth year, reaching as high as No. 21 in the Coaches' Poll
- ▶ Wendell Smallwood becomes Holgorsen's second WVU running back and fourth overall to hit the 1,000-yard rushing plateau (1,119)

2014

- ▶ Finished with a 7-6 overall record and a 5-4 record in Big 12 play, tying for fourth place, WVU's highest league finish in the Big 12
- ▶ Led the Mountaineers to a Liberty Bowl berth, his third bowl appearance in four seasons at WVU
- ▶ Four Mountaineers earned 28 All-America honors.
- ▶ WVU had four players named to the coaches' All-Big 12 teams and five players selected to the Associated Press team
- ▶ Kevin White was a finalist for the Fred Biletnikoff Award and a semifinalist for the Maxwell Award.
- ▶ White was No. 6 nationally in receptions per game, receiving yards, No. 8 in receiving yards per game and No. 19 in receiving touchdowns.
- ▶ White was the third Mountaineer to finish with more than 100 receptions in a season and the eighth to have 1,000 or more receiving yards.
- ▶ White's 109 receptions were third most in the nation and his 1,447 yards were sixth most
- ▶ Three receivers have had seven straight 100-yard receiving performances since 2000, Michael Crabtree, Justin Blackmon and Kevin White, all three coached by Holgorsen.
- ▶ Kickoff returner Mario Alford was No. 8 nationally in kickoff return yards per game.
- ▶ Josh Lambert was a finalist for the Lou Groza Award, college football's top kicker
- ▶ Lambert finished No. 1 nationally in field goals per game and No. 8 in scoring
- ▶ Lambert set the NCAA record for most field goals made of 40 yards or more in a season (16) and tied the mark for games with the most multiple field goals (10).
- ▶ Lambert's 30 field goals made in the season tied the school record for most made in a season and was the most made in the nation.
- ▶ Clint Trickett was a semifinalist for the Davey O'Brien Award
- ▶ Trickett was No. 6 in the nation in completions per game, No. 10 in passing yards per game, No. 11 in completion percentage, No. 21 in total offense, No. 22 in passing yards, No. 33 in passing efficiency and No. 54 in passing touchdowns.
- ▶ Trickett was the third Mountaineer to finish with more than 3,000 yards passing in a season.
- ▶ Shaq Riddick was named the Big 12 Conference Defensive Newcomer of the Year
- ▶ Defeated No. 4 Baylor for his sixth win over a Top 25 and first over a Top 10 team

West Virginia Head Coach Dana Holgorsen - Fifth Year

Year	School	Position	Record
2015	West Virginia	Head Coach	5-4
2014	West Virginia	Head Coach	7-6
		<i>Liberty Bowl</i>	
2013	West Virginia	Head Coach	4-8
2012	West Virginia	Head Coach	7-6
		<i>Pinstripe Bowl</i>	
2011	West Virginia	Head Coach	10-3
		<i>Big East Champions</i>	
		<i>Orange Bowl Champions</i>	
2010	Oklahoma State	Offensive Coordinator/Quarterbacks	11-2
		<i>Alamo Bowl Champions</i>	
2009	Houston	Offensive Coordinator/Quarterbacks	10-4
		<i>Armed Forces Bowl</i>	
2008	Houston	Offensive Coordinator/Quarterbacks	8-5
		<i>Armed Forces Bowl Champions</i>	
2007	Texas Tech	Co-Offensive Coordinator/Inside Receivers	9-4
		<i>Gator Bowl Champions</i>	
2006	Texas Tech	Co-Offensive Coordinator/Inside Receivers	8-5
		<i>Insight.com Bowl Champions</i>	
2005	Texas Tech	Co-Offensive Coordinator/Inside Receivers	9-3
		<i>Cotton Bowl</i>	
2004	Texas Tech	Inside Receivers	8-4
		<i>Holiday Bowl Champions</i>	
2003	Texas Tech	Inside Receivers	8-5
		<i>Houston Bowl Champions</i>	
2002	Texas Tech	Inside Receivers	9-5
		<i>Tangerine Bowl Champions</i>	
2001	Texas Tech	Inside Receivers	7-5
		<i>Alamo Bowl</i>	
2000	Texas Tech	Inside Receivers	7-6
		<i>Galleryfurniture.com Bowl</i>	
1999	Wingate	Quarterbacks/Wide Receivers	3-8
1998	Mississippi College	Quarterbacks/Wide Receivers /Special Teams	4-6
1997	Mississippi College	Quarterbacks/Wide Receivers /Special Teams	8-2
		<i>American Southwest Conference Champions</i>	
1996	Mississippi College	Quarterbacks/Wide Receivers /Special Teams	4-8
1995	Valdosta State	Quarterbacks/Wide Receivers /Special Teams	6-5
1994	Valdosta State	Quarterbacks/Wide Receivers /Special Teams	11-2
		<i>NCAA II National Quarterfinalist</i>	
1993	Valdosta State	Quarterbacks/Wide Receivers /Special Teams	8-3
Holgorsen Totals - at West Virginia - 33-27 Overall - 33-27 (Fifth Season)			

- 2013**
- ▶ Defeated No. 11 Oklahoma State for his fifth win over a Top 25 team at WVU
 - ▶ Had six players earn All-Big 12 Conference honors, including Charles Sims who was a first-team selection
 - ▶ Sims also was named the Big 12 Conference Newcomer of the Year
 - ▶ Sims and Will Clarke were drafted in the third round of the NFL Draft, giving him six players drafted in the Top three rounds

- 2012**
- ▶ Served as West Virginia's Campaign Chair for United Way, raising more than \$330,000, exceeding the goal
 - ▶ Led football program into its first year of competition in the Big 12 Conference
 - ▶ Guided West Virginia to a 7-6 overall record in 2012 and an appearance in the New Era Pinstripe Bowl
 - ▶ Earned national rankings in 10-of-16 weeks during the 2012 season in both the AP and USA Today Coaches' Polls, reaching as high as No. 4 in USA Today Coaches' Poll and No. 5 in the AP Poll
 - ▶ Five Mountaineer players earned 25 All-America honors
 - ▶ Three Mountaineer players were drafted in the Top 3 rounds of the NFL Draft, including the No. 8 selection Tavon Austin
 - ▶ Holgorsen has had a first-round NFL draft choice for two straight years, the only WVU coach to accomplish that
 - ▶ Tavon Austin and Stedman Bailey were one of four sets of 1,000-yard receivers nationally
 - ▶ WVU was one of only two schools nationally to have a 4,000-yard passer and a pair of 1,000-yard receivers
 - ▶ WVU was ranked No. 9 nationally in scoring offense and No. 10 in passing offense and total offense.
 - ▶ Geno Smith led the nation in passing touchdowns (42)
 - ▶ Smith was one of only two quarterbacks to throw for more than 4,000 yards for two straight years
 - ▶ Smith was one of five quarterbacks nationally to throw for 30 or more touchdowns in two straight years
 - ▶ Bailey led the nation in receiving touchdowns (25) and finished with the second highest amount ever in a single season
 - ▶ Austin was the only player nationally to finish with 100 or more receptions for two straight years
 - ▶ Austin was the only player nationally to finish with more than 2,000 all-purpose yards for two straight years
 - ▶ Austin was the only player in NCAA history to finish his career with more than 3,000 receiving yards and more than 1,000 yards rushing
 - ▶ Austin was the recipient of the Paul Hornung Award, the nation's most versatile player

Holgorsen's Offensive Output

▶ Since 2005, Dana Holgorsen has been the mastermind behind some of the nation's most prolific offenses. Starting as the offensive coordinator at Texas Tech, then Houston and Oklahoma State, and now as the head coach at West Virginia, his offensive units are known for their ability to move the ball, pile up yardage and score a plethora of points.

4,000-Yard Passers

Graham Harrell/Texas Tech	2007	5,706
Case Keenum/Houston	2009	5,671
Case Keenum/Houston	2008	5,020
Graham Harrell/Texas Tech	2006	4,555
Geno Smith/West Virginia	2011	4,385
Brandon Weeden/Oklahoma State	2010	4,277
Cody Hodges/Texas Tech	2005	4,238
Geno Smith/West Virginia	2012	4,205

30+ Passing Touchdowns

Graham Harrell/Texas Tech	2007	48
Case Keenum/Houston	2009	44
Case Keenum/Houston	2008	44
Geno Smith/West Virginia	2012	42
Graham Harrell/Texas Tech	2006	38
Brandon Weeden/Oklahoma State	2010	34
Geno Smith/West Virginia	2011	31
Cody Hodges/Texas Tech	2005	31

1,000-Yard Rushers

Kendall Hunter/Oklahoma State	2010	1,548
Bryce Beall/Houston	2008	1,247
Wendell Smallwood/West Virginia	2015	1,119
Charles Sims/West Virginia	2013	1,095

1,000-Yard Receivers

Michael Crabtree/Texas Tech	2007	1,962
Justin Blackmon/Oklahoma State	2010	1,782
Stedman Bailey/West Virginia	2012	1,622
Kevin White, West Virginia	2014	1,447
Joe Filani/Texas Tech	2006	1,300
Tavon Austin/West Virginia	2012	1,289
Stedman Bailey/West Virginia	2011	1,279
Danny Amendola/Texas Tech	2007	1,245
James Cleveland/Houston	2009	1,214
Tavon Austin/West Virginia	2011	1,186
Joe Filani/Texas Tech	2005	1,048
Tyrone Carrier/Houston	2009	1,029
Tyrone Carrier/Houston	2008	1,026
Patrick Edwards/Houston	2009	1,021

90+ Receptions

Michael Crabtree/Texas Tech	2007	134
Tavon Austin, West Virginia	2012	114
Stedman Bailey/West Virginia	2012	114
Justin Blackmon/Oklahoma State	2010	111
Kevin White/West Virginia	2014	109
Danny Amendola/Texas Tech	2007	109
James Cleveland/Houston	2009	104
Tavon Austin/West Virginia	2011	101
Tyrone Carrier/Houston	2009	91
Joe Filani/Texas Tech	2006	91

Double-Digit Receiving Touchdowns

Stedman Bailey/West Virginia	2012	25
Michael Crabtree/Texas Tech	2007	22
Justin Blackmon/Oklahoma State	2010	20
James Cleveland/Houston	2009	14
Joe Filani/Texas Tech	2006	13
Tavon Austin/West Virginia	2012	12
Stedman Bailey/West Virginia	2011	12
Mario Alford/West Virginia	2014	11
Mark Hafner/Houston	2009	11
Robert Johnson/Texas Tech	2006	11
Kevin White/West Virginia	2014	10
Jarrett Hicks/Texas Tech	2005	10

Double-Digit Rushing Touchdowns

Tauren Henderson/Texas Tech	2005	17
Kendall Hunter/Oklahoma State	2010	16
Bryce Beall/Houston	2008	13
Shawne Alston/West Virginia	2011	12
Charles Sims/West Virginia	2013	11
Shannon Woods/Texas Tech	2006	10

1,800-Yard All-Purpose Yards

Tavon Austin/West Virginia	2012	2,910
Tavon Austin/West Virginia	2011	2,574
Tyrone Carrier/Houston	2009	2,213
Michael Crabtree/Texas Tech	2007	1,978
Justin Blackmon/Oklahoma State	2010	1,866
Tyrone Carrier/Houston	2008	1,844
Shannon Woods/Texas Tech	2006	1,808



West Virginia Head Coach Dana Holgorsen - Fifth Year

- ▶ WVU was ranked in the Top 25 for three weeks, including as high as No. 20

2011

- ▶ Named FWAA First-Year Head Coach of the Year
- ▶ Posted a 10-3 mark in his first season as head coach, only WVU coach to win 10 games in his first year
- ▶ Led West Virginia to Big East Championship and BCS win, first WVU coach to accomplish that feat
- ▶ Earned national rankings in 13-of-16 weeks of 2011 season in both the AP and USA Today Coaches Polls, reaching as high as No. 11 in the AP Poll and tied for No. 14 in the USA Today Coaches Poll
- ▶ Tied for fourth in wins among first-year head coaches nationally
- ▶ One of seven coaches to take his program to a BCS Bowl in his first year as a head coach, and only one of three (Larry Coker, 2001; Chris Peterson, 2007) to win the bowl game.
- ▶ Fourth WVU coach to make a bowl appearance and win in his first season (Bill Stewart, Dudley DeGroot, Marshall Glenn)
- ▶ Three Mountaineer players earned seven All-America honors
- ▶ Three Mountaineer players drafted in the NFL Draft, including the No. 15 pick, Bruce Irvin
- ▶ WVU led the BIG EAST with 10 all-conference honorees and the Special Teams Player of the Year, Austin
- ▶ WVU finished No. 6 nationally in passing offense, No. 13 in scoring offense and No. 15 in total offense.
- ▶ The Mountaineer offense ranked No. 67 in total offense in 2010, the year before Holgorsen arrived, and he took it to No. 15 in 2011.
- ▶ In 2011, Austin and Bailey were the fourth pair of 1,000-yard receivers nationally (Houston, USC, SMU).
- ▶ WVU was one of two schools nationally to have a 4,000-yard passer and two 1,000-yard receivers (Houston).
- ▶ Quarterback Geno Smith finished No. 5 nationally in passing yards per game, No. 8 in completions per game and total offense and No. 17 in passing efficiency.
- ▶ Austin finished No. 1 nationally in all-purpose yardage (198.0), No. 6 in punt returns, No. 8 in receptions per game, No. 20 in kickoff returns and No. 23 in receiving yards per game.
- ▶ Bailey finished No. 13 nationally in receiving yards per game.

Oklahoma State

- ▶ In 2010, was named a finalist for the Frank Broyles Award, signifying the top assistant coach in college football and named the rivals.com national offensive coordinator of the year
- ▶ In 2010, the Cowboys led the nation in total offense during the regular season and finished No. 2 in passing offense and No. 3 in total and scoring offense.
- ▶ OSU averaged 520.23 yards per game in total offense, including 345.9 passing yards and 44.23 points per game.
- ▶ The Cowboy offense ranked No. 61 nationally in total offense in 2009, the year before Holgorsen arrived, and he took it to the No. 1 spot in 2010.
- ▶ Quarterback Brandon Weeden became the first OSU passer to earn first team all-Big 12 honors. He was a finalist for the Manning Award, given to the top quarterback in the nation.
- ▶ Receiver Justin Blackmon was named the recipient of the 2010 Biletnikoff Award, given to the top receiver in the nation, and running back Kendall Hunter was a finalist for the Doak Walker Award, given to the nation's top running back.
- ▶ Weeden, Hunter and Blackmon became only the second trio in NCAA history to pass for at least 3,000 yards, run for more than 1,500 yards and finish with more than 1,500 yards receiving in the same season.

Houston

- ▶ In 2009, UH led the nation in total offense with 563 yards per game, scoring offense with 42.2 points per game, and passing offense with 433.7 yards per game.
- ▶ In 2008, his first year at Houston, the Cougars ranked second in the nation in passing offense (401.6) and total offense (562.77). UH scored 40.62 points per game to rank 10th nationally.
- ▶ Houston quarterback Case Keenum led the nation in total offense in 2008 and 2009, with 403.15 yards of total offense per game as a sophomore and 416.36 yards of offense as a junior.
- ▶ Keenum ranked among the nation's top-10 passing efficiency leaders each of his two seasons under Holgorsen's watch.

Texas Tech

- ▶ During his tenure as offensive coordinator, the Red Raiders increased their offensive numbers from 324.8 yards per game to 529.6 yards per game.
- ▶ In 2007, Texas Tech led the nation in passing offense (470.31 yards per game), ranked second in total offense (529.62 yards per game) and was seventh in scoring offense (40.92 points per game).
- ▶ Quarterback Graham Harrell led the nation in total offense and receiver Michael Crabtree led the nation in receptions per game and receiving yards per game. Crabtree won the Biletnikoff Award as America's top receiver in 2007
- ▶ In 2006, the Red Raiders ranked third nationally in passing offense and sixth in total offense. Harrell was third nationally in total offense with 344.38 yards per game.
- ▶ In 2005, Texas Tech led the nation in passing offense with 388.83 yards per game, was fourth in scoring offense at 39.42 points per game and was sixth in total offense with 495.83 yards per contest.
- ▶ Quarterback Cody Hodges ranked second in the country with 369.08 yards per game.

Wingate

- ▶ Coached Lucas Greene who led the team in scoring that season and went on to play in the NFL

Mississippi College

- ▶ Mississippi College won the American Southwest Conference in its first season in the league and averaged 432.0 yards per game in 1997.

Valdosta State

- ▶ Helped develop quarterback Chris Hatcher, who set an NCAA record, completing 74.7 percent of his passes on the Division II level in 1994.
- ▶ Hatcher's 10,588 passing yards ranked third on the NCAA career list at the time.
- ▶ Hatcher currently ranks second in the NCAA record books in career touchdown passes (116) and third in single-season touchdown passes (50 in 1994) and was the NCAA passing champion in 1994.

Offensive Output Under Holgorsen (Continued)

Team Rankings

2015 (West Virginia)

- Rushing Offense - No. 18
- Turnover Margin - No. 21
- Total Offense - No. 34
- First Down Offense - No. 38
- Passing Yards Per Completion - No. 43

2014 (West Virginia)

- Passing Offense - No. 9
- First Down Offense - No. 11
- Total Offense - No. 12
- Completion Percentage - No. 23

2012 (West Virginia)

- Passing Efficiency - No. 5
- Scoring Offense - No. 9
- Passing Offense - No. 10
- Total Offense - No. 10
- First Down Offense - No. 14

2011 (West Virginia)

- Passing Offense - No. 6
- Red Zone Offense - No. 11
- Scoring Offense - No. 13
- Total Offense - No. 15
- Passing Efficiency - No. 19
- First Down Offense - No. 27

2010 (Oklahoma State)

- Red Zone Offense - No. 1
- Passing Offense - No. 2
- Total Offense - No. 3
- Scoring Offense - No. 3
- First Down Offense - No. 4
- Tackles for Loss Allowed - No. 6
- Sacks Allowed - No. 7
- Passing Efficiency - No. 12

2009 (Houston)

- Passing Offense - No. 1
- Total Offense - No. 1
- Scoring Offense - No. 1
- First Down Offense - No. 1
- Tackles for Loss Allowed - No. 2
- Third Down Efficiency - No. 3
- Passing Efficiency - No. 7
- Sacks Allowed - No. 24
- Red Zone Offense - No. 28

2008 (Houston)

- Passing Offense - No. 2
- Total Offense - No. 2
- First Down Offense - No. 4
- Passing Efficiency - No. 8
- Scoring Offense - No. 10
- Third Down Efficiency - No. 11

2007 (Texas Tech)

- Passing Offense - No. 1
- Total Offense - No. 2
- Passing Efficiency - No. 5
- Scoring Offense - No. 7
- Tackles for Loss Allowed - No. 12
- Third Down Efficiency - No. 13
- Sacks Allowed - No. 22

2006 (Texas Tech)

- Passing Offense - No. 3
- Tackles for Loss Allowed - No. 3
- Total Offense - No. 6
- Scoring Offense - No. 13
- Passing Efficiency - No. 23
- Sacks Allowed - No. 24

2005 (Texas Tech)

- Passing Offense - No. 1
- Scoring Offense - No. 4
- Total Offense - No. 6
- Passing Efficiency - No. 14

Top Game Performances ...

West Virginia

100-Yard Rushers

Date	Opponent	Player	Att.	Yards	Avg.	TD	Long
11/14	Texas	W. Smallwood	24	165	6.9	0	27
11/7	Texas Tech	W. Smallwood	22	163	7.4	1	28
11/7	Texas Tech	R. Shell	14	111	7.9	2	43
10/29	TCU	W. Smallwood	20	113	5.7	0	14
10/10	Oklahoma St.	W. Smallwood	19	147	7.7	1	29
10/3	Oklahoma	W. Smallwood	22	111	5.0	0	21
9/26	Maryland	W. Smallwood	22	147	6.7	1	25

100-Yard Receivers

Date	Opponent	Player	Rec.	Yards	Avg.	TD	Long
9/26	Maryland	Shelton Gibson	6	118	19.7	2	41
9/5	GSU	Shelton Gibson	3	130	43.3	1	57
9/5	GSU	Jovon Durante	3	121	40.3	1	57

300-Yard Passer

Date	Opponent	Player	Comp.	Att.	Yards	TD	Long
9/5	GSU	Skyler Howard	16	25	359	2	57

10+ Tackles

Date	Opponent	Player	Solo	Assist	Total	TFL	Sacks
10/3	Oklahoma	N. Kwiatkoski	2	9	11	1/6	1/6

Opponent

100-Yard Rushers

Date	Opponent	Player	Att.	Yards	Avg.	TD	Long
11/14	Texas	D. Foreman	18	147	8.2	1	65
11/7	Texas Tech	D. Washington	21	102	4.9	0	16
10/17	Baylor	Seth Russell	14	160	11.4	1	46
9/26	Maryland	Brandon Ross	15	130	8.7	0	55

100-Yard Receivers

Date	Opponent	Player	Rec.	Yards	Avg.	TD	Long
10/29	TCU	J. Doctson	11	183	16.6	2	45
10/17	Baylor	C. Coleman	10	199	19.9	3	50
10/3	Oklahoma	D. Westbrook	5	107	21.4	0	42

300-Yard Passer

Date	Opponent	Player	Comp.	Att.	Yards	TD	Long
10/17	Baylor	S. Russell	20	33	380	5	52
10/3	Oklahoma	B. Mayfield	14	25	320	3	71

10+ Tackles

Date	Opponent	Player	Solo	Assist	Total	TFL	Sacks
11/14	Texas	Mali Jefferson	6	5	11	0	0
11/7	Texas Tech	Micah Avery	10	4	14	1/2	0
11/7	Texas Tech	D'Vonta Hinton	6	6	12	1/2	0
11/7	Texas Tech	Jah. Johnson	8	3	11	0	0
11/7	Texas Tech	Keenon Ward	6	4	10	1/2	0
10/29	TCU	Ty Summers	4	6	10	0	0
10/10	Oklahoma St.	Tre Flowers	10	3	13	0.5/3	0
10/10	Oklahoma St.	Jordan Burton	7	4	11	0.5/4	0
10/10	Oklahoma St.	Chad Whitener	6	5	11	0	0
10/10	Oklahoma St.	Jordan Sterns	7	3	10	0	0
10/3	Oklahoma	E. Striker	8	4	12	3/18	2/17
9/26	Maryland	Jermaine Carter	10	4	14	3/8	0
9/26	Maryland	Jalen Brooks	9	1	10	1/2	0
9/26	Maryland	A.J. Hendy	7	3	10	0	0

Special Teams Tackles

Player	Total	UA/A	KO	P	GSU	LU	MD	OK	OSU	BU	TCU	TT	TX	KS	ISU	KState
Sean Walters	8	7/1	8	0	0/0	2/0	1/0	1/0	0	1/1	0	2/0	0	0	0	0
Marvin Gross	6	5/1	6	0	3/0	1/0	0	0	0	1/0	0	0	1/0	0	0	0
Nana Kyeremeh	4	3/1	1	3	0	0	0	0	0	1/0	0	0	1/1	0	0	0
Justin Arndt	3	2/1	2	1	0/0	0/0	1/0	1/0	0/1	0	0	0	0	0	0	0
Al-Rasheed Benton	2	1/1	2	0	0/0	0/0	0/1	0	1/0	0	0	0	0	0	0	0
Hodari Christian	2	2/0	1	1	0/0	2/0	0	0	0	0	0	0	0	0	0	0
Rasul Douglas	2	0/2	2	0	0	0	0	0	0/1	0/1	0	0	0	0	0	0
Shelton Gibson	2	2/0	2	0	0	0	0	0	0	0	1/0	0	1/0	0	0	0
Ed Muldrow	2	2/0	2	0	0	0	0	0	0	0	0	1/0	1/0	0	0	0
Rick Rumph	2	2/0	1	1	0/0	0/0	1/0	1/0	0	0	0	0	0	0	0	0
Khairi Shariff	2	2/0	2	0	0	0	0	0	0	0	0	1/0	1/0	0	0	0
Dravon Askew-Henry	1	1/0	1	0	0/0	1/0	0	0	0	0	0	0	0	0	0	0
Jarrod Harper	1	1/0	1	0	1/0	0	0	0	0	0	0	0	0	0	0	0
Karl Joseph	1	0/1	1	0	0/0	0/0	0/1	0	0	0	0	0	0	0	0	0
Mike Molina	1	1/0	1	0	0/0	0/0	0/0	1/0	0	0	0	0	0	0	0	0
Nick O'Toole	1	1/0	1	0	0	0	0	0	0	0	0	1/0	0	0	0	0
Jeremy Tyler	1	1/0	1	0	1/0	0	0	0	0	0	0	0	0	0	0	0



The Last Time ...

By The Mountaineers ...

30 Rushing Attempts: 31 by Andrew Buie at Texas/Oct. 6, 2012
40 Rushing Attempts: 40 by Quincy Wilson vs. Rutgers/Oct. 11, 2003
100 Rushing Yards: 165 by Wendell Smallwood vs. Texas/Nov. 14, 2015
200 Rushing Yards: 344 by Tavon Austin vs. Oklahoma/Nov. 17, 2012
300 Rushing Yards: 344 by Tavon Austin vs. Oklahoma/Nov. 17, 2012
75-Yard Run (no touchdown): 79 by Noel Devine at Louisville/Nov. 22, 2008
75-Yard Touchdown Run: 76 by Charles Sims vs. Iowa State/Nov. 30, 2013
50-Yard Run (no touchdown): 52 by Wendell Smallwood at Baylor/Oct. 17, 2015
50-Yard Touchdown Run: 50 by Skyler Howard at Oklahoma/Oct. 3, 2015
2 Rushing Touchdowns: 2 by Rushel Shell vs. Texas Tech/Nov. 7, 2015
2 Rushing Touchdowns in Back-to-Back Games: 2 by Andrew Buie at Texas/Oct. 6, 2012 and vs. Baylor/Sept. 29, 2012
3 Rushing Touchdowns: 3 by Charles Sims vs. Texas/Nov. 9, 2013
Double 100-Yard Rushers: 163 by Wendell Smallwood and 111 by Rushel Shell vs. Texas Tech/Nov. 7, 2015
Double 200-Yard Rushers: by Pat White (220) and Steve Slaton (215) at Pitt/Nov. 16, 2006
Two 100-Yard Rushers and Two 100-Yard Receivers: 123 by Wendell Smallwood and 110 by Rushel Shell and 123 by Kevin White and 109 by Jordan Thompson at Texas Tech/Oct. 11, 2014
30 Pass Completions: 36 by Clint Trickett at Texas/Nov. 8, 2014
20 Pass Completions: 21 by Skyler Howard vs. Maryland/Sept. 26, 2015
15 Pass Completions: 16 by Skyler Howard at TCU/Oct. 29, 2015
Consecutive Completions: 21 by Geno Smith vs. Kansas/Dec. 1, 2012
60 Pass Attempts: 65 by Geno Smith vs. LSU/Sept. 24, 2011
50 Pass Attempts: 50 by Clint Trickett vs. Oklahoma State/Sept. 28, 2013
40 Pass Attempts: 45 by Skyler Howard vs. Texas A&M/Dec. 29, 2014
35 Pass Attempts: 39 by Skyler Howard at TCU/Oct. 29, 2015
30 Pass Attempts: 39 by Skyler Howard at TCU/Oct. 29, 2015
3 Touchdown Passes: 4 by Skyler Howard at Baylor/Oct. 17, 2015
4 Touchdown Passes: 4 by Skyler Howard at Baylor/Oct. 17, 2015
5 Touchdown Passes: 8 by Geno Smith vs. Baylor/Sept. 29, 2012
6 Touchdown Passes: 8 by Geno Smith vs. Baylor/Sept. 29, 2012
300 Yards Passing: 359 by Skyler Howard vs. Georgia Southern/Sept. 5, 2015
400 Yards Passing: 511 by Clint Trickett at Maryland/Sept. 13, 2014
500 Yards Passing: 511 by Clint Trickett at Maryland/Sept. 13, 2014
600 Yards Passing: 656 by Geno Smith vs. Baylor/Sept. 29, 2012
100 Yards Rushing and Passing: by Pat White (200/122) at Louisville/Nov. 22, 2008
200 Yards Rushing and Passing: by Pat White (220/204) at Pitt/Nov. 16, 2006
100 Yards Rushing and Receiving: by Steve Slaton (215/130) at Pitt/Nov. 16, 2006
300 Yards Total Offense: 330 by Skyler Howard at Baylor/Oct. 17, 2015
400 Yards Total Offense: 507 by Clint Trickett at Maryland/Sept. 13, 2014
500 Yards Total Offense: 507 by Clint Trickett at Maryland/Sept. 13, 2014
600 Yards Total Offense: 687 by Geno Smith vs. Baylor/Sept. 29, 2012
15 Receptions: 16 by Kevin White at Texas/Nov. 8, 2014
10 Receptions: 16 by Kevin White at Texas/Nov. 8, 2014
9 Receptions: 16 by Kevin White at Texas/Nov. 8, 2014
4 Touchdown Receptions: 4 by Stedman Bailey vs. Oklahoma/Nov. 17, 2012
3 Touchdown Receptions: 4 by Stedman Bailey vs. Oklahoma/Nov. 17, 2012
2 Touchdown Receptions: 2 by Shelton Gibson vs. Maryland/Sept. 26, 2015
Two Players with 2 Touchdown Receptions: 5 by Stedman Bailey and 2 by Tavon Austin vs. Baylor/Sept. 29, 2012
Double 100-Yard Receivers: 130 by Shelton Gibson and 121 by Jovon Durante vs. Georgia Southern/Sept. 5, 2015
Three 100-Yard Receivers: 303 by Stedman Bailey, 215 by Tavon Austin and 114 by J.D. Woods vs. Baylor/Sept. 29, 2012
100 Yards Receiving: 118 by Shelton Gibson vs. Maryland/Sept. 26, 2016
150 Yards Receiving: 173 by Kevin White vs. Oklahoma/Sept. 20, 2014
200 Yards Receiving: 216 by Kevin White at Maryland/Sept. 13, 2014
75-Yard Touchdown Reception: 79 by Mario Alford from Clint Trickett at Oklahoma State/Oct. 25, 2014
50-Yard Touchdown Reception: 53 by Jovon Durante from Skyler Howard vs. Texas/Nov. 14, 2015
50-Yard Reception (no touchdown): 50 by Wendell Smallwood at Maryland/Sept. 13, 2014
Rushing and Receiving Touchdown: by Charles Sims at TCU/Nov. 2, 2013
2 Rushing and 2 Receiving Touchdowns: by Steve Slaton at Pitt/Nov. 16, 2006



EdwardMULDROW III



RasulDOUGLAS

The Last Time ...

Kickoff Return For Touchdown: 100 yards by Shelton Gibson at Baylor/Oct. 17, 2015
Recovered an On-Sides Kick: Josh Lambert kicked the ball 11 yards, recovered by Jarrod Harper at Baylor/Oct. 17, 2015
Returned Opening Kick for a Touchdown: 98 yards by Tavon Austin vs. UConn/Oct. 24, 2009
Punt Return For Touchdown: 76 yards by Tavon Austin vs. TCU/Nov. 3, 2012
Punt Blocked and Returned For Touchdown: 1 yard by Thandi Smith (blocked, picked up and returned) at Rutgers/Oct. 8, 2005
Punt Blocked: by Jarrod Harper at Maryland/Sept. 13, 2014
Punt Blocked For Touchdown: Blocked by Jerry White and recovered by Joe Hunter vs. UCF/Nov. 1, 2003
Punt Blocked For Safety: by Jarrod Harper at Maryland/Sept. 13, 2014
Interception Return For Touchdown: 35 yards by KJ Dillon vs. Texas A&M/Dec. 29, 2014
Interception Return For Touchdown by a Defensive Lineman: 19 yards by Keilen Dykes at Syracuse/Oct. 6, 2007
Two Interceptions Returned for Touchdown: by Shawn Hackett (41) and Grant Wiley (22) vs. Boston College/Sept. 2, 2000
50-Yard Field Goal: 51 by Josh Lambert at TCU/Oct. 29, 2015
Field Goal Blocked: by Kyle Rose vs. Kansas State/Nov. 20, 2014
Missed an Extra Point: by Josh Lambert at Kansas State/Oct. 26, 2013
Two Interceptions in a Game: 3 by Karl Joseph vs. Georgia Southern/Sept. 5, 2015
Three Interceptions in a Game: 3 by Karl Joseph vs. Georgia Southern/Sept. 5, 2015
Three Interceptions in a Quarter: 3 by Karl Joseph vs. Georgia Southern/Sept. 5, 2015
Four Interceptions in a Game: 4 by Mike Slater vs. Kentucky/Nov. 1, 1969
Intercepted Fumble Returned For Touchdown: no instance yet found
Fumble Returned For Touchdown: 42 yards by Jared Barber vs. Texas/Nov. 14, 2014
Fumble Recovered For Touchdown: 0 yards by Karl Joseph at Baylor/Oct. 4, 2013
Two-Point Conversion By Rush: Tavon Austin at Iowa State/Nov. 23, 2012
Two-Point Conversion By Pass: Jock Sanders from Geno Smith at Marshall/Sept. 10, 2010
Defensive Extra Point: Matt Taffoni interception return at Pitt/Oct. 15, 1994
Extra Point Blocked: by Rick Sherrod at Maryland/Sept. 29, 2001
Team Gained 300 Yards Rushing: 300 vs. Texas Tech/Nov. 7, 2015
Team Gained 400 Yards Rushing: 458 vs. Oklahoma/Nov. 17, 2012
Team Gained 500 Yards Rushing: 517 vs. Connecticut/Nov. 24, 2007
Team Failed To Gain 100 Yards Rushing: 28 vs. Alabama/Aug. 30, 2014
Team Failed To Gain 50 Yards Rushing: 28 vs. Alabama/Aug. 30, 2014
Team Gained 300 Yards Passing: 313 vs. Liberty/Sept. 12, 2015
Team Gained 400 Yards Passing: 511 at Maryland/Sept. 13, 2014
Team Gained 500 Yards Passing: 511 at Maryland/Sept. 13, 2014
Team Failed To Gain 100 Yards Passing: 62 vs. Maryland/Sept. 21, 2012
Team Gained 500 Yards Total Offense: 544 vs. Georgia Southern/Sept. 5, 2014
Team Gained 600 Yards Total Offense: 601 vs. Maryland/Sept. 26, 2015
Team Gained 700 Yards Total Offense: 778 vs. Oklahoma/Nov. 17, 2012
Team Gained 800 Yards Total Offense: 807 vs. Baylor/Sept. 29, 2012
Team Failed To Gain 200 Yards Total Offense: 175 vs. Maryland/Sept. 21, 2013
Team Failed To Get A First Down: no instance yet found
Team Failed To Get A Rushing First Down: vs. Texas Western/Nov. 25, 1950
Team Failed To Get A Passing First Down: vs. South Carolina/Dec. 30, 1969
Team Failed To Get a Third Down Conversion: vs. Syracuse (0/10)/Dec. 29, 2012
Team Had Six Turnovers: two interceptions, four fumbles vs. Maryland/Sept. 21, 2013
Team Had Five Turnovers: three interceptions, two fumbles at Oklahoma/Oct. 3, 2015
Successful Fake Punt: 13-yard run by Nick O'Toole vs. Maryland/Sept. 26, 2015
Scored 70+ Points: 70 vs. Baylor/Sept. 29, 2012
Scored 60+ Points: 70 vs. Baylor/Sept. 29, 2012
Scored 50+ Points: 54 vs. Towson/Sept. 6, 2014
Scored 40+ Points: 45 vs. Maryland/Sept. 26, 2015
Scored 30+ Points: 38 vs. Texas/Nov. 14, 2015
Scored 40+ points in a Half: 49 vs. Clemson/Jan. 4, 2012
Scored 30+ points in a Half: 38 vs. Maryland/Sept. 26, 2015
Scored 30+ points in a Quarter: 35 vs. Clemson (2nd)/Jan. 4, 2012
Shutout Recorded: 44-0 vs. Georgia Southern/Sept. 5, 2015
Forced Five Turnovers in a Game: 5 vs. Texas/Nov. 14, 2015
Forced Six Turnovers in a Game: 6 vs. Maryland/Sept. 26, 2015
Forced Eight Turnovers in a Game: 8 vs. Rutgers/Nov. 3, 2001
Safety Scored: Kyle Rose tackled Mason Rudolph of Oklahoma State in the end zone/Oct. 10, 2015
Two Safeties Scored: at Syracuse/Sept. 25, 2000
Played An Overtime Game: L/26-33 (OT) vs. Oklahoma State/Oct. 10, 2015
Played back-to-back Overtime Games: L 47-40 (1OT) vs. Texas/Nov. 9, 2013; W 30-27 (1OT) at TCU/Nov. 2, 2013
Won Game Without An Offensive TD: at Syracuse/Sept. 5, 2005
Won Game Without a Rushing TD: vs. Maryland/Sept. 22, 2012



Josh LAMBERT



Nick O'TOOLE



The Last Time ...

Versus West Virginia ...

30 Rushing Attempts: 34 by Samaje Perine of Oklahoma/Sept. 20, 2014
100 Rushing Yards: 147 by D'Onta Foreman of Texas/Nov. 14, 2015
200 Rushing Yards: 242 by Samaje Perine of Oklahoma/Sept. 20, 2014
75-Yard Run: 75 by C.J. Brown of Maryland/Sept. 13, 2014
50-Yard Touchdown Run: 65 by D'Onta Foreman of Texas/Nov. 14, 2015
50-Yard Non-Touchdown Run: 55 by Brandon Ross of Maryland/Sept. 26, 2015
4 Rushing Touchdowns: 4 by Samaje Perine of Oklahoma/Sept. 20, 2014
3 Rushing Touchdowns: 3 by Johnathan Gray of Texas/Nov. 8, 2014
2 Players Rushing for 100 Yards: 126 by T.J. Yeldon and 113 by Derrick Henry of Alabama/Aug. 30, 2014
20 Pass Completions: 21 by Patrick Mahomes of Texas Tech/Nov. 7, 2015
30 Pass Completions: 32 by Trevone Boykin of TCU/Oct. 29, 2015
50 Pass Attempts: 58 by Casey Pachall of TCU/Nov. 2, 2013
40 Pass Attempts: 47 by Trevone Boykin of TCU/Oct. 29, 2015
30 Pass Attempts: 34 by Patrick Mahomes of Texas Tech/Nov. 7, 2015
3 Touchdown Passes: 3 by Patrick Mahomes of Texas Tech/Nov. 7, 2015
4 Touchdown Passes: 5 by Seth Russell of Baylor/Oct. 17, 2015
5 Touchdown Passes: 5 by Seth Russell of Baylor/Oct. 17, 2015
300 Yards Passing: 388 by Trevone Boykin of TCU/Oct. 29, 2015
400 Yards Passing: 400 by Jake Waters of Kansas State/Nov. 20, 2014
500 Yards Passing: 554 by Landry Jones of Oklahoma/Nov. 17, 2012
100 Yards Rushing & 300 Yards Passing: by Seth Russell of Baylor (160/380)/Oct. 17, 2015
100 Yards Rushing & 200 Yards Passing: by Seth Russell of Baylor (160/380)/Oct. 17, 2015
100 Yards Rushing & 100 Yards Passing: by Seth Russell of Baylor (160/380)/Oct. 17, 2015
300 Yards Total Offense: 472 by Trevone Boykin of TCU/Oct. 29, 2015
400 Yards Total Offense: 472 by Trevone Boykin of TCU/Oct. 29, 2015
500 Yards Total Offense: 540 by Seth Russell of Baylor/Oct. 17, 2015
10 Receptions: 11 by Josh Doctson of TCU/Oct. 29, 2015
2 Touchdown Receptions: 2 by Josh Doctson of TCU/Oct. 29, 2015
3 Touchdown Receptions: 3 by Corey Coleman of Baylor/Oct. 17, 2015
4 Touchdown Receptions: 4 by Kenny Stills of Oklahoma/Nov. 17, 2012
100 Yards Receiving: 183 by Josh Doctson of TCU/Oct. 29, 2015
150 Yards Receiving: 199 by Corey Coleman of Baylor/Oct. 17, 2015
200 Yards Receiving: 314 by Terrance Williams of Baylor/Sept. 29, 2012
Double 100-Yard Receivers: 112 by Curry Sexton and 111 by Tyler Lockett of Kansas State/Oct. 26, 2013
50-Yard Touchdown Reception: 52 by Jay Lee of Baylor/Oct. 17, 2015
75-Yard Touchdown Reception: 76 by Devin Lauderdale of Texas Tech/Oct. 11, 2014
50-Yard Reception (no touchdown): 50 by Corey Coleman of Baylor/Oct. 17, 2015
Rushing and Receiving Touchdown: 1 rushing & 1 receiving by Aaron Wimberly of Iowa State/Nov. 29, 2014
Passing and Rushing Touchdown: by Seth Russell of Baylor/Oct. 17, 2015
Passing and Receiving Touchdown: by Trevor Knight of Oklahoma/Sept. 20, 2014
Kickoff Return For Touchdown: 100 yards Alex Ross of Oklahoma/Sept. 20, 2014
Opening Kickoff Return for Touchdown: 100 yards by Mardy Gilyard of Cincinnati/Nov. 8, 2008
Punt Return For Touchdown: 43 yards by Tyler Lockett of Kansas State/Nov. 20, 2014
2 Players Return Punts For Touchdown: by DeJuan Tribble (41) and Will Blackmon (71) of Boston College/Nov. 13, 2004
Punt Blocked: blocked by C.J. Crawford of Marshall/Sept. 1, 2012
Punt Blocked/Recovered in End Zone For Touchdown: blocked by Alex Lewis and recovered in end zone by Kareem Timbers of Wisconsin/Aug. 30, 2003
Punt Blocked/Returned For Touchdown: blocked by Marcus Gildersleeve and returned 17 yards by Ricky Hall of Virginia Tech/Oct. 31, 1998
Interception Return For Touchdown: 28 yards by A.J. Hendy of Maryland/Sept. 21, 2013
50-Yard Field Goal: 57 by Jaden Oberkrom of TCU/Oct. 29, 2014
Field Goal Blocked: by Quinton Jefferson of Maryland/Sept. 26, 2015



AdamPANKEY



NobleNWACHUKWU

The Last Time ...

- Blocked Field Goal Returned For Touchdown:** 82 yards by Andrew Johnson of Louisville/Nov. 5, 2011
- Intercepted Fumble Returned For Touchdown:** 75 yards by Tim Quense of Pitt/Oct. 1, 1983
- Fumble Recovered/Returned For Touchdown:** 41 yards by Jordan Thomas of Oklahoma/Oct. 3, 2015
- Two-Point Conversion By Rush:** by Davin Meggett of Maryland/Sept. 17, 2011
- Two-Point Conversion By Pass:** by E.J. Bibbs from Grant Rohach of Iowa State/Nov. 30, 2013
- Defensive Extra Point:** has not yet occurred
- Extra Point Blocked:** by Travis Britz of Kansas State/Oct. 26, 2013
- Punt Blocked For Safety:** by Chris Nofoaiga of Idaho/Oct. 7, 2000
- Team Gained 400 Yards Rushing:** 468 by Baylor/Oct. 4, 2013
- Team Gained 300 Yards Rushing:** 304 by Baylor/Oct. 17, 2015
- Team Gained 200 Yards Rushing:** 304 by Baylor/Oct. 17, 2015
- Team Failed To Gain 100 Yards Rushing:** 92 by Liberty/Sept. 12, 2015
- Team Finished With Negative Rushing Yards:** Minus-10 by Maryland/Sept. 18, 2010
- Team Gained 300 Yards Passing:** 388 by TCU/Oct. 29, 2015
- Team Gained 400 Yards Passing:** 400 by Kansas State/Nov. 20, 2014
- Team Failed To Gain 100 Yards Passing:** 29 by Georgia Southern/Sept. 5, 2015
- Team Failed To Gain 50 Yards Passing:** 29 by Georgia Southern/Sept. 5, 2015
- Team Gained 500 Yards Total Offense:** 616 by TCU/Oct. 29, 2015
- Team Gained 600 Yards Total Offense:** 616 by TCU/Oct. 29, 2015
- Team Gained 700 Yards Total Offense:** 872 by Baylor/Oct. 5, 2013
- Team Gained 800 Yards Total Offense:** 872 by Baylor/Oct. 5, 2013
- Team Failed To Gain 250 Yards Total Offense:** 224 by Georgia Southern/Sept. 5, 2015
- Team Failed To Gain 200 Yards Total Offense:** 176 by Kansas/Oct. 4, 2014
- Team Failed To Gain 100 Yards Total Offense:** 90 by Rutgers/Oct. 12, 2002
- Team Finished with 35 or more First Downs:** 35 by TCU/Oct. 29, 2015
- Team Finished with 30 or more First Downs:** 35 by TCU/Oct. 29, 2015
- Team Failed To Get A First Down:** no instance yet found
- Team Failed To Get A Rushing First Down:** by Western Michigan/Sept. 7, 1996
- Team Failed To Get A Passing First Down:** by Pitt/Oct. 10, 1981
- Successful Fake Punt:** by Kirby Van Der Kamp of Iowa State/Nov. 30, 2012
- Team Scored 70+ Points:** 73 by Baylor/Oct. 5, 2013
- Team Scored 60+ Points:** 62 by Baylor/Oct. 17, 2015
- Team Scored 50+ Points:** 62 by Baylor/Oct. 17, 2015
- Team Scored 40+ Points:** 40 by TCU/Oct. 29, 2015
- Team Scored 30+ Points:** 40 by TCU/Oct. 29, 2015
- Shutout Recorded:** 37-0 by Maryland/Sept. 21, 2013
- Safety Scored:** When WVU's Clint Trickett was sacked in the end zone by Texas' Cedric Reed/Nov. 8, 2014
- Two Safeties Scored:** When WVU's Geno Smith was tackled in the end zone by Syracuse's Cameron Lynch and Siriki Diabate, and when Smith was called for intentional grounding when he was being tackled by Brandon Sharpe/Dec. 29, 2012



MarvinGROSS



RickRUMPH III



MOUNTAINEER OFFENSE



Cody CLAY

Height: 6-4 | Weight: 262 | Class: Redshirt Senior
Last School: George Washington | Hometown: Alum Creek, W.Va.

2015 Notes

- ▶ Has played in 47 career games and started 24
- ▶ First catch of 2015 was a six-yard touchdown at Baylor

2015 Game-By-Game

Opponent	No.	Yards	Avg.	TD	Lg
Ga. Southern	0	0	0	0	0
Liberty	0	0	0	0	0
Maryland	0	0	0	0	0
Oklahoma	0	0	0	0	0
Oklahoma State	0	0	0	0	0
Baylor	1	6	6.0	1	6
TCU	0	0	0	0	0
Texas Tech	0	0	0	0	0
Texas	0	0	0	0	0
Kansas					
Iowa State					
Kansas State					
Total	1	6	6.0	1	6

2015 Single-Game Bests

Receptions1 at Baylor
 Receiving Yards6 at Baylor
 Receiving Touchdowns1 at Baylor
 Long Reception6 at Baylor

Career Bests

Receptions3 vs. Oklahoma State ('13)
 Receiving Yards27 vs. Oklahoma State ('13)
 Receiving Touchdowns1 at TCU ('13), at Baylor ('15)
 Long Reception21 at Iowa State ('14)

Clay's Receiving Statistics

Year	Games	No.	Yards	Avg.	TD	Long
2015	9	1	6	6.0	1	1
2014	13	7	65	9.3	0	21
2013	12	9	73	8.1	1	12
2012	13	2	29	14.5	0	19
Totals	47	19	173	9.1	2	21



William CREST JR.

Height: 6-2 | Weight: 212 | Class: Redshirt Freshman
Last School: Dunbar | Hometown: Baltimore, Md.

2015 Notes

- ▶ Played in one game in 2014 before sustaining season-ending shoulder injury
- ▶ Finished with three carries for 15 yards against Oklahoma State with a long of six yards
- ▶ Relieved Skyler Howard against Maryland and rushed for a career-high 28 yards
- ▶ Went 6-for-6 against Liberty for 50 yards, including a career-long 23 connection with Jacky Marcellus
- ▶ Rushed four times for 24 yards and a touchdown against Georgia Southern

2015 Game-By-Game

Opponent	Comp.	Att.	Int.	Pct.	Yards	TDs	Long
Ga. Southern	0	1	0	.000	0	0	0
Liberty	6	6	0	1.00	50	0	23
Maryland	2	4	0	.500	3	0	7
Oklahoma				DNP			
Oklahoma St.	0	2	0	.000	0	0	0
Baylor	0	2	0	.000	0	0	0
TCU	0	0	0	.000	0	0	0
Texas Tech	0	0	0	.000	0	0	0
Texas				DNP			
Kansas							
Iowa State							
Kansas State							
Totals	8	13	0	.533	53	0	23

2015 Single-Game Bests

Rushing Yards28 vs. Maryland
 Rushing Attempts5 vs. Liberty
 Rushing Touchdowns1 vs. Georgia Southern
 Long Rush17 vs. Georgia Southern
 Passing Attempts6 vs. Liberty
 Passing Completions6 vs. Liberty
 Passing Yards50 vs. Liberty
 Passing Touchdowns
 Long Completion23 vs. Liberty

Crest Jr.'s Passing Statistics


Year	Games	C/A	Pct.	Yards	TD	Int.	Long
2015	7	8/13	.533	53	0	0	23

Crest Jr.'s Rushing Statistics

Year	Games	Att.	Yards	Avg.	TD	Long
2015	7	15	51	3.4	1	17

Crest Jr.'s Receiving Statistics

Year	Games	No.	Yards	Avg.	TD	Long
2015	7	3	20	6.7	0	8



Jovon DURANTE

Height: 6-0 | Weight: 165 | Class: Freshman
Last School: Miramar | Hometown: Miami, Fla.

2015 Notes

- ▶ Saw first collegiate action as true freshman against Georgia Southern
- ▶ Ranks No. 13 in the Big 12 in receiving touchdowns and No. 12 in yards per reception
- ▶ Ranks No. 4 in the Big 12 in kickoff returns; No. 34 in the nation
- ▶ Hauled in first TD catch since Oklahoma game with 53-yard grab against Texas; it was his second 50-yard score of the season
- ▶ Finished with 66 all-purpose yards against Texas Tech
- ▶ Season-best 122 kickoff return yards on six returns against Oklahoma State
- ▶ Had two catches for 21 yards with a long of 11 yards against Oklahoma State
- ▶ Jumped for a one-yard TD catch at Oklahoma; finished with a team-best four receptions
- ▶ Finished with two catches against Maryland
- ▶ Nabbed second career touchdown on 10-yard catch against Liberty; finished with a game-high seven receptions
- ▶ Finished with three catches for 121 yards and a touchdowns against Georgia Southern with a long of 57 yards
- ▶ First collegiate catch was a 41-yard touchdown
- ▶ Also finished with a 23-yard reception

2015 Game-By-Game


Opponent	No.	Yards	Avg.	TD	Lg
Ga. Southern	3	121	40.3	1	57
Liberty	6	43	7.17	1	11
Maryland	2	18	9.0	0	15
Oklahoma	4	44	11.0	1	34
Oklahoma State	2	21	10.5	0	11
Baylor	0	0	0	0	0
TCU	1	10	10.0	0	10
Texas Tech	1	11	11.0	0	11
Texas	1	53	53.0	1	53
Kansas					
Iowa State					
Kansas State					
Totals	20	321	16.0	4	57

2015 Single-Game Bests

Receptions6 vs. Liberty
 Receiving Yards121 vs. Georgia Southern
 Receiving Touchdowns1 (4 times)
 Long Reception57 vs. Georgia Southern

Durante's Receiving Statistics

Year	Games	No.	Yards	Avg.	TD	Long
2015	9	20	321	16.0	4	57



Shelton GIBSON

Height: 5-11 | **Weight:** 193 | **Class:** Redshirt Sophomore
Last School: Cleveland Heights | **Hometown:** Cleveland, Ohio

2015 Notes

- ▶ Has played in 21 career games and started nine
- ▶ Earned first career start against Georgia Southern
- ▶ Ranks No. 3 in the NCAA, No. 1 in the Big 12, in yards per catch (23.04)
- ▶ Ranks No. 27 in the NCAA, No. 4 in the Big 12, in receiving TDs (7)
- ▶ Ranks No. 11 in the Big 12 in receiving yards/game (72.0)
- ▶ Ranks No. 13 in the Big 12 in all-purpose yards/game (106.0)
- ▶ Two catches for 36 yards, a touchdown and a long reception of 32 yards at TCU
- ▶ Had a career-long 70-yard touchdown reception at Baylor; score came on WVU's third play of the game and is WVU's longest play from scrimmage to date
- ▶ Finished with a game-high 277 all-purpose yards at Baylor
- ▶ Has six catches for more than 20 yards; 10 catches of 15 yards or more; 12 receptions of 10 yards or more
- ▶ Second most receptions (5) against Oklahoma State with 84 yards and his fifth touchdown of the season
- ▶ Doubled his career touchdown numbers with two against Maryland; first Mountaineer to catch two TDs in one game since Mario Alford did so at Iowa State on Nov. 29, 2014
- ▶ Finished with a career-high six catches vs. UMD
- ▶ Second touchdown of season was a long bomb, as he caught a 52-yard pass from Skyler Howard for team's first TD against Liberty; finished with a game-best 81 yards receiving
- ▶ Along with Jovon Durante (121), netted first career 100-yard receiving game vs. Georgia Southern
- ▶ Connected with Skyler Howard for a 26-yard touchdown against Georgia Southern for first career score; also caught a career-long 57-yard reception

2015 Game-By-Game

Opponent	No.	Yards	Avg.	TD	Lg
Ga. Southern	3	130	43.3	1	57
Liberty	3	81	27.0	1	52
Maryland	6	118	19.67	2	41
Oklahoma	3	35	11.7	0	18
Oklahoma State	5	84	16.8	1	48
Baylor	3	92	30.67	1	70
TCU	2	36	18.0	1	32
Texas Tech	0	0	0	0	0
Texas	0	0	0	0	0
Kansas					
Iowa State					
Kansas State					
Totals	25	576	23.0	7	70

2015 Single-Game Bests

Receptions 6 vs. Maryland
 Receiving Yards 130 vs. Georgia Southern
 Receiving Touchdowns 2 vs. Maryland ('15)
 Long Reception 70 at Baylor

Career Bests

Receptions 6 vs. Maryland ('15)
 Receiving Yards 130 vs. GSU ('15)
 Receiving Touchdowns 2 vs. Maryland ('15)
 Long Reception 70 at Baylor ('15)

Gibson's Receiving Statistics

Year	Games	No.	Yards	Avg.	TD	Long
2015	9	25	576	23.0	7	70
2014	12	4	60	15.0	0	47
Totals	21	29	636	21.9	7	70



Skyler HOWARD

Height: 6-0 | **Weight:** 206 | **Class:** Junior
Last School: Riverside CC | **Hometown:** Forth Worth, Texas

2015 Notes

- ▶ Has played in 13 career games and started 11
- ▶ Has thrown at least three touchdowns in five of 11 career starts
- ▶ Ranks No. 28 nationally, No. 6 in the Big 12, in passing yards per completion (13.4)
- ▶ Ranks No. 38 in the NCAA, No. 6 in the Big 12, in total offense (254.1)
- ▶ Also ranks No. 28 in NCAA, No. 5 in Big 12, in passing TDs (18) and No. 44 in NCAA, No. 6 in Big 12 in passing yards per game (221.9)
- ▶ Ranks No. 53 in the NCAA, No. 7 in the Big 12, in yards per pass attempt (7.62)
- ▶ Ranks No. 52 in the NCAA, No. 6 in the Big 12, in passing efficiency (135.9)
- ▶ Efficient in win vs. Texas, completing 10 of 12 passes and tossing two TDs, including a 53-yard beauty to Jovon Durante; also scored on a two-yard run late in the fourth quarter
- ▶ Finished with 176 yards of total offense in win over Texas Tech
- ▶ Ran for 40 yards on 10 carries, averaging 4.0 yards per carry at TCU
- ▶ Finished with four touchdown passes at Baylor, including a career-long scoring toss of 70 yards to Shelton Gibson
- ▶ Threw a touchdown and ran for one against Oklahoma State
- ▶ Finished with 47 yards rushing with a long of 15 yards against Oklahoma State
- ▶ Earned first career rushing touchdown with 50-yard run on fourth-and-two in third quarter at Oklahoma; it was a career-long run and WVU's longest rush from scrimmage this year
- ▶ Threw a career-high four TDs against Maryland; also completed a career-high 21 passes for second straight week
- ▶ Completed a career-high 21 passes against Liberty, including a string of 14 straight completions
- ▶ Went 16-25 for a career-best 359 passing yards and threw two touchdowns against Georgia Southern in first career start at Milan Puskar Stadium
- ▶ Connected with Shelton Gibson and Jovon Durante on 57-yard tosses against Georgia Southern

2015 Game-By-Game

Opponent	Comp.	Att.	Int.	Pct.	Yards	TDs	Long
Ga. Southern	16	25	0	.640	359	2	57
Liberty	21	26	0	.808	263	3	52
Maryland	21	33	1	.636	294	4	41
Oklahoma	17	32	3	.531	173	1	34
Oklahoma St.	18	35	1	.514	188	1	48
Baylor	18	37	1	.486	289	4	70
TCU	16	39	1	.410	160	1	32
Texas Tech	12	23	2	.522	149	0	30
Texas	10	12	1	.833	122	2	53
Kansas							
Iowa State							
Kansas State							
Totals	149	262	10	.569	1997	18	70

2015 Single-Game Bests

Rushing Yards 68 vs. Liberty
 Rushing Attempts 19 vs. Oklahoma State
 Rushing Touchdowns 1 (4 times)
 Long Rush 50 at Oklahoma
 Passing Attempts 37 at Baylor
 Passing Completions 21 vs. Liberty, Maryland
 Passing Yards 359 vs. Georgia Southern
 Passing Touchdowns 4 vs. Maryland, at Baylor
 Long Completion 70 at Baylor

Career Bests

Rushing Yards 69 at Iowa State ('14)
 Rushing Attempts 19 vs. Oklahoma State ('15)
 Rushing Touchdowns 1 (4 times)
 Long Rush 50 at Oklahoma ('15)
 Passing Attempts 45 vs. Texas A&M ('14)
 Passing Completions 21 (3 times)
 Passing Yards 359 vs. Georgia Southern ('15)
 Passing Touchdowns 4 vs. Maryland ('15), at Baylor ('15)
 Long Completion 70 at Baylor ('15)

Howard's Passing Statistics

Year	Games	C/A	Pct.	Yards	TD	Int.	Long
2015	9	149/262	.569	1997	18	10	70
2014	4	56/110	.509	829	8	0	53
Totals	13	205/372	.551	2826	26	10	70

Howard's Rushing Statistics

Year	Games	Att.	Yards	Avg.	TD	Long
2015	9	117	290	2.5	4	50
2014	4	22	140	6.4	0	24
Totals	13	139	430	3.1	4	50



Gary JENNINGS

Height: 6-1 | Weight: 206 | Class: Freshman
Last School: Colonial Forge | Hometown: Stafford, Va.

2015 Notes

- ▶ Has played in nine games
- ▶ Caught a career-high four receptions against Liberty

2015 Game-By-Game


Opponent	No.	Yards	Avg.	TD	Lg
Ga. Southern	0	0	0	0	0
Liberty	4	28	7.0	0	11
Maryland	0	0	0	0	0
Oklahoma	0	0	0	0	0
Oklahoma State	0	0	0	0	0
Baylor	0	0	0	0	0
TCU	0	0	0	0	0
Texas Tech	0	0	0	0	0
Texas	0	0	0	0	0
Kansas					
Iowa State					
Kansas State					
Totals	4	28	7.0	0	11

2015 Single-Game Bests

Receptions 4 vs. Liberty
 Receiving Yards 28 vs. Liberty
 Receiving Touchdowns
 Long Reception 11 vs. Liberty

Jennings' Receiving Statistics

Year	Games	No.	Yards	Avg.	TD	Long
2015	9	4	28	7.0	0	11



Devonte MATHIS

Height: 6-1 | Weight: 209 | Class: Redshirt Junior
Last School: Miramar | Hometown: Miami, Fla.

2015 Notes

- ▶ Has played in 21 career games
- ▶ Grabbed two catches for the third straight week with a pair of receptions at Oklahoma
- ▶ Caught two receptions against Liberty
- ▶ Finished with two catches for 20 yards against Maryland with a season-long reception of 13 yards

2015 Game-By-Game

Opponent	No.	Yards	Avg.	TD	Lg
Ga. Southern	0	0	0	0	0
Liberty	2	4	2.0	0	3
Maryland	2	20	10.0	0	13
Oklahoma	2	23	11.5	0	14
Oklahoma State			DNP		
Baylor	0	0	0	0	0
TCU			DNP		
Texas Tech			DNP		
Texas	0	0	0	0	0
Kansas					
Iowa State					
Kansas State					
Totals	6	47	7.8	0	14

2015 Single-Game Bests

Receptions 2 (3 times)
 Receiving Yards 23 at Oklahoma
 Receiving Touchdowns
 Long Reception 14 at Oklahoma

Mathis' Career Bests

Receptions 4 vs. William & Mary ('13)
 Receiving Yards 44 vs. William & Mary ('13)
 Receiving Touchdowns
 Long Reception 19 vs. Texas ('13)

Mathis' Receiving Statistics

Year	Games	No.	Yards	Avg.	TD	Long
2015	6	6	47	7.8	0	14
2014	8	0	0	0	0	0
2013	8	7	82	11.7	0	19
Totals	21	13	129	9.9	0	19



Daikiel SHORTS JR.

Height: 6-1 | Weight: 201 | Class: junior
Last School: Eastern Christian | Hometown: Clayton, N.J.

2015 Notes

- ▶ Has played in 34 career games and started 20
- ▶ Ranks No. 20 in the Big 12 in receiving TDs (3)
- ▶ Connected with Howard on an eight-yard TD catch in the third quarter against Texas
- ▶ Caught second touchdown of season on a five-yard grab at Baylor
- ▶ Tied his season high with five catches against Oklahoma State with 41 yards and a long of 12 yards
- ▶ Had three catches for 33 yards, a touchdown and a long of 17 yards against Maryland
- ▶ Grabbed a season-high four catches against Liberty and finished second on the team with 78 yards receiving
- ▶ Finished third on the team with 55 receiving yards against Georgia Southern

2015 Game-By-Game

Opponent	No.	Yards	Avg.	TD	Lg
Ga. Southern	3	55	18.3	0	26
Liberty	5	95	19.0	0	29
Maryland	3	33	11.0	1	17
Oklahoma	2	17	8.5	0	14
Oklahoma St.	5	41	8.2	0	12
Baylor	2	10	5.0	1	5
TCU	2	13	6.5	0	8
Texas Tech	1	18	18.0	0	18
Texas	4	33	8.25	1	16
Kansas					
Iowa State					
Kansas State					
Totals	27	315	11.7	3	29

2015 Single-Game Bests

Receptions 5 vs. Liberty; Oklahoma State
 Receiving Yards 95 vs. Liberty
 Receiving Touchdowns 1 (3 times)
 Long Reception 29 vs. Liberty

Career Bests

Receptions 9 vs. Texas Tech ('13)
 Receiving Yards 98 at TCU ('13)
 Receiving Touchdowns 2 vs. Georgia State ('13)
 Long Reception 38 at TCU ('13)

Shorts' Receiving Statistics

Year	Games	No.	Yards	Avg.	TD	Long
2015	9	27	315	11.7	3	29
2014	13	24	346	14.4	2	29
2013	12	45	495	11.0	2	38
Totals	34	96	1156	12.0	7	38



RushelSHELL

Height: 5-10 | Weight: 224 | Class: Redshirt Junior
Last School: Pitt | Hometown: Hopewell, Pa.

2015 Notes

- ▶ Has played in 21 games and started 11
- ▶ Ranks No. 12 in the Big 12 in rushing yards per carry (4.05); also ranks No. 12 in the league in rushing yards (490) and rushing yards/game (54.4) and No. 14 in rushing TDs (5)
- ▶ Added 53 yards to WVU's run attack against Texas; finished second on the team with 56 all-purpose yards
- ▶ Career day against Texas Tech, rushing for two touchdowns and finishing with 111 yards on the ground, his first 100-yard rushing game of the season and the fourth of his career
- ▶ Also netted a season-long run of 43 yards against TTU
- ▶ Ran for 46 yards on 15 carries at Baylor
- ▶ Finished with 47 yards rushing against Oklahoma State with a long of eight yards; also had a 12-yard catch
- ▶ Netted 72 yards on a season-high 20 carries at Oklahoma; day included a 5-yard TD run, WVU's first score of game
- ▶ Productive against Maryland, gaining a season-high 77 yards on 15 rushes, also a season high, and scored on a two-yard run
- ▶ Had 110 all-purpose yards against the Terps
- ▶ Also gained a season-high 33 yards on two catches against UMD
- ▶ Gained 42 yards on eight carries, including a six-yard score, against Georgia Southern

2015 Game-By-Game

Opponent	Att.	Net.	Avg.	TD	Lg	Rec.	Yds.	TD
Ga. Southern	8	42	5.2	1	9	0	0	0
Liberty	11	27	2.5	0	5	1	11	0
Maryland	15	77	5.1	1	23	2	33	0
Oklahoma	20	72	3.6	1	15	0	0	0
Oklahoma St.	19	47	2.5	0	8	1	12	0
Baylor	15	46	3.1	0	12	2	-2	0
TCU	7	14	2.0	0	8	2	23	0
Texas Tech	14	111	7.9	2	43	2	6	0
Texas	12	23	4.4	0	16	1	3	0
Kansas								
Iowa State								
Kansas State								
Totals	121	490	4.0	5	43	11	86	0

2015 Single-Game Bests

Rushing Yards.....111 vs. Texas Tech
Rushing Attempts20 at Oklahoma
Rushing Touchdowns.....2 vs. Texas Tech
Long Rush43 vs. Texas Tech
Receptions2 (four times)
Receiving Yards33 vs. Maryland
Receiving Touchdowns
Long Reception.....16 vs. Maryland

Career Highs

Rushing Yards.....146 at Iowa State ('14)
Rushing Attempts27 at Maryland ('14)
Rushing Touchdowns.....2 at Texas Tech ('14), vs. Texas Tech ('15)
Long Rush54 at Iowa State ('14)
Receptions4 vs. Towson ('14)
Receiving Yards47 vs. Towson ('14)
Receiving Touchdowns
Long Reception.....19 vs. Alabama ('14)

Shell's Rushing Statistics

Year	Games	Att.	Yards	Avg.	TD	Long
2015	9	121	490	4.0	5	43
2014	12	176	788	4.5	7	54
Totals	21	297	1278	4.3	12	54



DavidSILLS

Height: 6-3 | Weight: 202 | Class: Freshman
Last School: Eastern Christian | Hometown: Wilmington, Del.

2015 Notes

- ▶ Enrolled as a quarterback at WVU in January 2015
- ▶ Finished with three catches for 42 yards at TCU, averaging 14.0 yards per catch with a long of 28 yards
- ▶ Saw first action at receiver as a true freshman at Baylor
- ▶ Netted 64 yards and had a 35-yard touchdown catch at Baylor

2015 Game-By-Game

Opponent	No.	Yards	Avg.	TD	Lg
Ga. Southern			DNP		
Liberty			DNP		
Maryland			DNP		
Oklahoma			DNP		
Oklahoma St.			DNP		
Baylor	2	64	32.0	1	35
TCU	3	42	14.0	0	28
Texas Tech	0	0	0	0	0
Texas	0	0	0	0	0
Kansas					
Iowa State					
Kansas State					
Totals	5	106	21.2	1	35

2015 Single-Game Bests

Receptions3 at TCU
Receiving Yards64 at Baylor
Receiving Touchdowns1 at Baylor
Long Reception35 at Baylor

Sills' Receiving Statistics

Year	Games	No.	Yards	Avg.	TD	Long
2015	4	5	106	21.2	1	35



Wendell SMALLWOOD

Height: 5-11 | Weight: 202 | Class: Junior

Last School: Eastern Christian | Hometown: Wilmington, Del.

2015 Notes

- ▶ Has played in 34 games and started 18
- ▶ Ranks No. 14 nationally, No. 2 in Big 12, in rushing yards per game (124.3)
- ▶ Ranks No. 22 nationally, No. 4 in the Big 12 in all-purpose yards per game (138.33)
- ▶ Ranks No. 11 nationally, No. 2 in the Big 12, in rushing yards per carry (6.7); also ranks No. 92 nationally, No. 11 in Big 12, in rushing TDs (6)
- ▶ Sits at No. 18 nationally, No. 3 in the Big 12, in rushing yards (1,119), and at No. 13 in the Big 12 in total offense (124.3)
- ▶ Finished with a career-high 165 yards rushing on a career-best 24 carries in Texas win, pushing him past the 1,000-yard total for the season at WVU, his first career 1,000-yard rushing season
- ▶ Is second player under coach Dana Holgorsen to rush for more than 1,000 yards in a season, and first since Charles Sims ran for 1,095 yards in 2013
- ▶ Has gained at least 100 yards rushing in six of last seven games
- ▶ Finished with a game-high 173 all-purpose yards, his ninth 100-yard plus all-purpose performance of the season
- ▶ Explosive in win over Texas Tech, netting a career-high 163 yards rushing on 22 carries
- ▶ Finished with his fourth 100-yard rushing performance at TCU, netting 113 yards on 20 carries
- ▶ Second most all-purpose yards in the game with 114
- ▶ Netted a career-long run of 52 yards at Baylor; finished with 101 all-purpose yards
- ▶ Tied his career-high 147 rushing yards against Oklahoma State on 19 carries, averaging 7.7 yards per carry and a touchdown
- ▶ Ran for 147 yards against Oklahoma State, giving him his third-straight 100-yard rushing performance; first Mountaineer to net three straight 100+-yard games since Noel Devine opened the 2010 season with three straight
- ▶ Ran for 100+ yards for the second straight game with a team-best 111 yards at Oklahoma
- ▶ Gained a career-high 147 yards on 22 rushes against Maryland; also added a four-yard rushing TD
- ▶ Finished with a game-best 170 all-purpose yards vs. UMD
- ▶ Finished with a game-high 112 all-purpose yards against Liberty, including a game-high 88 yards rushing
- ▶ Single-game career best two touchdowns against Liberty, including a fumble recovery in the end zone
- ▶ Netted 119 all-purpose yards against Georgia Southern, including a game-best 96 yards rushing
- ▶ First touchdown of season came on 19-yard run against Georgia Southern

2015 Game-By-Game

Opponent	Att.	Net.	Avg.	TD	Lg	Rec.	Yds.	TD
Ga. Southern	11	96	8.7	1	19	4	23	0
Liberty	15	88	5.9	2	14	4	24	0
Maryland	22	147	6.7	1	25	2	23	0
Oklahoma	22	111	5.0	0	21	3	8	0
Oklahoma St.	19	147	7.7	1	29	3	16	0
Baylor	12	89	7.4	0	52	2	12	0
TCU	20	113	5.7	0	14	1	1	0
Texas Tech	22	163	7.4	1	28	1	11	0
Texas	24	165	6.9	0	27	1	8	0
Kansas								
Iowa State								
Kansas State								
Totals	167	1119	6.7	6	52	21	126	0

2015 Single-Game Bests

Rushing Yards..... 165 vs. Texas
 Rushing Attempts..... 24 vs. Texas
 Rushing Touchdowns..... 2 vs. Liberty
 Long Rush 52 at Baylor
 Receptions 4 vs. Georgia Southern, Liberty
 Receiving Yards 24 vs. Liberty
 Receiving Touchdowns
 Long Reception..... 13 vs. Maryland

Career Bests


Rushing Yards..... 165 vs. Texas ('15)
 Rushing Attempts..... 24 vs. Texas ('15)
 Rushing Touchdowns..... 2 vs. Liberty ('15)
 Long Rush 52 at Baylor ('15)
 Receptions 6 vs. Alabama ('14)
 Receiving Yards 73 vs. Alabama ('14)
 Long Reception..... 50 at Maryland ('14)

Smallwood's Rushing Statistics

Year	Games	Att.	Yards	Avg.	TD	Long
2015	9	167	1119	6.7	6	52
2014	13	148	722	4.9	2	35
2013	12	39	221	5.7	1	38
Totals	34	354	2062	5.8	9	52

Smallwood's Receiving Statistics

Year	Games	No.	Yards	Avg.	TD	Long
2015	9	21	126	6.0	0	13
2014	13	31	326	10.5	0	50
2013	12	11	132	12.0	0	30
Totals	34	63	584	9.3	0	50



Jordan THOMPSON

Height: 5-7 | Weight: 175 | Class: Senior

Last School: Katy | Hometown: Katy, Texas

2015 Notes

- ▶ Has played in 45 games and started 17
- ▶ Second on the team with two catches against Texas Tech
- ▶ Hauled in a season-long reception of 47 yards at Baylor, his only catch of the game
- ▶ Paced the team with a season-high 46 yards receiving at Oklahoma
- ▶ Netted 42 yards receiving against Maryland
- ▶ Averaged 10 yards per catch against Georgia Southern

2015 Game-By-Game

Opponent	No.	Yards	Avg.	TD	Lg
Ga. Southern	3	30	10.0	0	14
Liberty	0	0	0	0	0
Maryland	3	42	14.0	0	17
Oklahoma	3	46	15.3	0	20
Oklahoma St.	1	11	11.0	0	11
Baylor	1	47	47.0	0	47
TCU	3	23	7.7	0	11
Texas Tech	2	23	11.5	0	14
Texas	0	0	0	0	0
Kansas					
Iowa State					
Kansas State					
Totals	16	222	13.9	0	47

2015 Single-Game Bests

Receptions..... 3 (4 times)
 Receiving Yards 47 at Baylor
 Receiving Touchdowns
 Long Reception..... 47 at Baylor

Career Highs

Receptions 7 vs. TCU ('14)
 Receiving Yards 109 at Texas Tech ('14)
 Receiving Touchdowns 1 vs. Towson ('14),
 at Texas Tech ('14)
 Long Reception..... 56 at Texas Tech ('14)

Thompson's Receiving Statistics

Year	Games	No.	Yards	Avg.	TD	Long
2015	9	16	222	13.9	0	47
2014	13	49	598	12.2	2	56
2013	10	23	178	7.7	0	17
2012	13	13	85	6.5	0	15
Totals	45	101	1083	10.7	2	56



Elijah WELLMAN

Height: 6-2 | **Weight:** 234 | **Class:** Redshirt Sophomore
Last School: Spring Valley | **Hometown:** Huntington, W.Va..

2015 Notes

- ▶ Has played in 21 career games and started three
- ▶ Put WVU ahead for good against Texas with a one-yard run in the second quarter; TD was first career rushing score
- ▶ Started for the second straight game against Oklahoma State, finishing with one catch for three yards
- ▶ Earned first career start at Oklahoma
- ▶ Opened the Mountaineers' scoring against Maryland with a seven-yard TD reception, his second score in as many games
- ▶ Made the most of one catch against Liberty, connecting with William Crest for a 4-yard touchdown

2015 Game-By-Game

Opponent	Att.	Net.	Avg.	TD	Lg	Rec.	Yds.	TD
Ga. Southern	0	0	0	0	0	0	0	0
Liberty	0	0	0	0	0	1	4	1
Maryland	0	0	0	0	0	1	7	1
Oklahoma	0	0	0	0	0	0	0	0
Oklahoma St.	0	0	0	0	0	1	3	0
Baylor	0	0	0	0	0	0	0	0
TCU	0	0	0	0	0	1	5	0
Texas Tech	0	0	0	0	0	0	0	0
Texas	2	6	3.0	1	5	0	0	0
Kansas								
Iowa State								
Kansas State								
Totals	2	6	3.0	1	5	4	19	2

2015 Single-Game Bests

Rushing Yards..... 6 vs. Texas
 Rushing Attempts..... 2 vs. Texas
 Rushing Touchdowns..... 1 vs. Texas
 Long Rush..... 5 vs. Texas
 Receptions..... 1 (3 times)
 Receiving Yards..... 7 vs. Maryland
 Receiving Touchdowns..... 1 vs. Liberty, Maryland
 Long Reception..... 7 vs. Maryland

Career Highs

Rushing Yards..... 6 vs. Texas ('15)
 Rushing Attempts..... 2 vs. Texas ('15)
 Rushing Touchdowns..... 1 vs. Texas ('15)
 Long Rush..... 5 vs. Texas ('15)
 Receptions..... 1 (8 times)
 Receiving Yards..... 10 vs. Alabama ('14)
 Receiving Touchdowns..... 1 (3 times)
 Long Reception..... 10 vs. Alabama ('14)

Wellman's Rushing Statistics

Year	Games	Att.	Yards	Avg.	TD	Long
2015	9	2	6	3.0	1	5
2014	12	2	4	2.0	0	2
Totals	21	4	10	2.5	1	5

Wellman's Receiving Statistics

Year	Games	No.	Yards	Avg.	TD	Long
2015	9	4	19	4.7	2	7
2014	12	4	11	2.8	1	10
Totals	21	8	30	3.8	3	10



Ka'Raun WHITE

Height: 6-1 | **Weight:** 198 | **Class:** Redshirt Sophomore
Last School: Lackawanna College | **Hometown:** Macungie, Pa.

2015 Notes

- ▶ Younger brother of former WVU All-American and Chicago Bear first round NFL Draft pick Kevin White
- ▶ Enrolled at WVU in 2015 summer
- ▶ Made first career start against Texas
- ▶ Tallied three catches for 25 yards against the Longhorns
- ▶ Season-high and game-high five catches for 80 yards against Texas Tech
- ▶ Season-best catch of 30 yards against Texas Tech
- ▶ Finished with two catches for 40 yards at Baylor in his first career action at WVU

2015 Game-By-Game

Opponent	No.	Yards	Avg.	TD	Lg
Ga. Southern			DNP		
Liberty	0	0	0	0	0
Maryland	0	0	0	0	0
Oklahoma			DNP		
Oklahoma St.	0	0	0	0	0
Baylor	2	40	20.0	0	25
TCU	0	0	0	0	0
Texas Tech	5	80	16.0	0	30
Texas	3	25	8.3	0	18
Kansas					
Iowa State					
Kansas State					
Totals	10	145	14.5	0	30

2015 Single-Game Bests

Receptions..... 5 vs. Texas Tech
 Receiving Yards..... 80 vs. Texas Tech
 Receiving Touchdowns..... 0
 Long Reception..... 30 vs. Texas Tech

White's Receiving Statistics

Year	Games	No.	Yards	Avg.	TD	Long
2015	7	10	145	14.5	0	30

WVU'S MULTI 100-YARD RECEIVING GAMES

Season	2 100-yard Receivers	3 100-yard Receivers	Total
2015	1	0	1
2014	3	0	3
2012	2	1	3
2011	3	1	4
1998	1	0	1
1997	1	0	1
1996	2	0	2
1995	2	0	2
1994	1	0	1
1993	2	0	2
1972	1	0	1

WVU'S MULTI 100-YARD RECEIVING GAMES

Date	Opponent	Result
9/5/15	Georgia Southern Shelton Gibson (3/130/1) Jovon Durante (3/121/1)	W, 44-0
10/11/14	at Texas Tech Kevin White (13/123/1) Jordan Thompson (6/109/1)	W, 37-34
9/20/14	Oklahoma Kevin White (10/173/1) Mario Alford (7/101/1)	L, 33-45
9/13/14	at Maryland Kevin White (13/216/1) Mario Alford (11/131/2)	W, 40-37
12/1/12	Kansas Stedman Bailey (11/159/2) Tavon Austin (4/110/0)	W, 59-10
9/29/12	Baylor Stedman Bailey (13/303/5) Tavon Austin (14/215/2) J.D. Woods (13/114/1)	W, 70-63
9/15/12	James Madison Stedman Bailey (13/173/3) Tavon Austin (11/113/1)	W, 42-12
11/12/11	at Cincinnati Tavon Austin (9/126/0) Stedman Bailey (6/104/1)	W, 24-21
10/8/11	Connecticut Stedman Bailey (7/178/2) Ivan McCartney (6/131/0)	W, 43-16
9/24/11	LSU Tavon Austin (11/187/0) Stedman Bailey (8/115/1)	L, 21-47
9/17/11	at Maryland Tavon Austin (11/122/0) Stedman Bailey (8/113/1) Ivan McCartney (8/101/0)	W, 37-31
11/27/98	at Pitt Shawn Foreman (5/115/1) Khorl Ivy (6/113/2)	W, 52-14
12/29/97	Georgia Tech Jerry Porter (4/124/2) Shawn Foreman (12/110/0)	L, 30-35
11/9/96	at Rutgers David Saunders (11/178/2) Shawn Foreman (6/164/2)	W, 55-14
10/5/96	Boston College David Saunders (8/191/1) Rahsaan Vanterpool (9/152/1)	W, 34-17
11/4/95	Rutgers David Saunders (8/149/2) Lovett Purnell (3/134/2)	W, 59-26
9/2/95	Purdue Lovett Purnell (8/149/0) David Saunders (6/130/0)	L, 24-26
10/15/94	at Pitt Rahsaan Vanterpool (9/205/2) Zach Abraham (6/180/2)	W, 47-41
11/6/93	Rutgers Mike Baker (8/172/2) Jay Kearney (4/106/0)	W, 58-22
9/18/93	at Maryland Mike Baker (8/126/1) Jay Kearney (3/104/1)	W, 42-37
9/23/72	at Virginia Marshall Mills (7/132/1) Danny Buggs (3/113/2)	W, 48-10



Dravon ASKEW-HENRY

Height: 5-11 | Weight: 202 | Class: Sophomore
Last School: Aliquippa | Hometown: Aliquippa, Pa.

2015 Notes

- ▶ Started all 13 games as a true freshman in 2014 and has nine starts in 2015
- ▶ Had four tackles and a pass breakup vs. Texas
- ▶ Recorded six tackles, one for a loss, vs. Texas Tech
- ▶ Had six tackles and a pass breakup at TCU
- ▶ Finished with four tackles, including three solo stops at Baylor
- ▶ Had a career-high-tying seven tackles vs. Oklahoma State
- ▶ Led the team with a career-best seven tackles vs. Liberty
- ▶ Had an interception with four tackles, three solo, and assisted on one tackle for loss vs. Georgia Southern

2015 Game-By-Game

Opponent	UT/AT/TT	TFL	Sacks	FF	FR	Int	PBU
Ga. Southern	3/1/4	0.5/1	0	0	0	1	0
Liberty	6/1/7	0	0	0	0	0	0
Maryland	1/0/1	0	0	0	0	0	0
Oklahoma	2/1/3	0	0	0	0	0	0
Oklahoma St.	4/3/7	0	0	0	0	0	0
Baylor	3/1/4	0	0	0	0	0	0
TCU	5/1/6	0	0	0	0	0	1
Texas Tech	5/1/6	0.5/1	0	0	0	0	1
Texas	3/1/4	0	0	0	0	0	1
Kansas							
Iowa State							
Kansas State							
Totals	32/10/42	1/2	0	0	0	1	3

2015 Season-Game Bests

Unassisted Tackles.....6 vs. Liberty
 Assisted Tackles.....3 vs. Oklahoma State
 Total Tackles.....7 vs. Liberty, vs. Oklahoma State
 Tackles For Loss.....0.5 vs. Georgia Southern, vs. Texas Tech
 Sacks
 Forced Fumbles.....
 Fumble Recoveries.....
 Interceptions.....1 vs. Georgia Southern
 Pass Breakups1 (3 times)

Career Highs

Unassisted Tackles.....8 vs. Texas A&M ('14)
 Assisted Tackles.....3 vs. Alabama ('14), vs. Oklahoma State ('15)
 Total Tackles.....7 vs. Liberty ('15), vs. Oklahoma State ('15)
 Tackles For Loss.....1 vs. Kansas State ('14)
 Sacks
 Forced Fumbles.....
 Fumble Recoveries.....
 Interceptions.....2 at Oklahoma State ('14)
 Pass Breakups1 (5 times)

Askew-Henry's Defensive Statistics

Year	GP	T/A/TT	TFL	Sacks	INT	PB	FF	FR
2015	9	32/10/42	1/2	0	1	2	0	0
2014	13	36/9/45	1/3	0	2	2	0	0
Totals	22	68/19/87	2/5	0	3	4	0	0



Jared BARBER

Height: 6-0 | Weight: 232 | Class: Redshirt Senior
Last School: Davie | Hometown: Mocksville, N.C.

2015 Notes

- ▶ Has played in 40 games and started 21
- ▶ Returned after missing the entire 2014 season with a knee injury suffered in 2013 against Texas
- ▶ Tied for No. 11 in the Big 12 in fumbles recovered
- ▶ Returned a fumble 42 yards for a touchdown and had six solo tackles vs. Texas
- ▶ Recorded a season-high-tying seven tackles vs. Texas Tech
- ▶ Had six tackles at TCU
- ▶ Had three tackles, including one for loss at Baylor
- ▶ Had a sack, three tackles for loss and seven total tackles, all season bests, vs. Oklahoma State
- ▶ Had six tackles and assisted on a sack at Oklahoma
- ▶ Had a team-high five tackles with a tackle for loss vs. Maryland
- ▶ Missed Liberty game after sustaining shoulder injury against Georgia Southern
- ▶ Had 1.5 tackles for loss of five yards and totalled three tackles vs. Georgia Southern

2015 Game-By-Game

Opponent	UT/AT/TT	TFL	Sacks	FF	FR	Int	PBU
Ga. Southern	2/1/3	1.5/5	0	0	0	0	0
Liberty		Did Not Play					
Maryland	4/1/5	1/1	0	0	0	0	0
Oklahoma	1/5/6	0.5/2	0.5/2	0	0	0	0
Oklahoma St.	6/1/7	3/7	1.0/2	0	0	0	0
Baylor	1/2/3	1/2	0	0	0	0	0
TCU	3/3/6	0	0	0	0	0	0
Texas Tech	5/2/7	0	0	0	0	0	0
Texas	6/0/6	0	0	0	1-42	0	0
Kansas							
Iowa State							
Kansas State							
Totals	28/15/43	7/17	1.5/4	0	1-42	0	0

2015 Season-Game Bests

Unassisted Tackles.....6 vs. Oklahoma State, vs. Texas
 Assisted Tackles.....6 vs. Texas ('13)
 Total Tackles.....7 vs. Oklahoma State, vs. Texas Tech
 Tackles For Loss.....3.0 vs. Oklahoma State ('15)
 Sacks1.0 vs. Oklahoma State ('15)
 Forced Fumbles.....
 Fumble Recoveries.....1 vs. Texas
 Interceptions.....
 Pass Breakups

Career Highs

Unassisted Tackles.....8 at Baylor (13); vs. Texas ('13)
 Assisted Tackles.....6 vs. Texas ('13)
 Total Tackles.....14 vs. Texas ('13)
 Tackles For Loss.....3.0 vs. Oklahoma State ('15)
 Sacks1 vs. Kansas St. ('12), vs. Oklahoma St. ('15)
 Forced Fumbles.....1 vs. Texas ('13)
 Fumble Recoveries.....1 (3 times)
 Interceptions.....
 Pass Breakups2 vs. Clemson ('11)

Barber's Defensive Statistics

Year	GP	T/A/TT	TFL	Sacks	INT	PB	FF	FR
2015	8	28/15/43	7/17	1.5/4	0	0	0	1
2013	10	43/28/71	5/14	0	0	2	1	1
2012	10	18/16/34	2.5/13	1/9	0	1	0	1
2011	12	13/10/23	2/6	0	0	3	0	0
Totals	40	102/69/171	15/45	2.5/13	0	6	1	3



Al-Rasheed BENTON

Height: 6-1 | Weight: 235 | Class: Redshirt Sophomore
Last School: Shabazz | Hometown: Newark, N.J.

2015 Notes

- ▶ Has played in 22 career games with one start
- ▶ Had three tackles at TCU
- ▶ Had five tackles at Baylor
- ▶ Recorded three tackles with one TFL vs. Maryland
- ▶ Earned first start against Liberty
- ▶ Named WVU Defensive Player of the Game after finishing with seven tackles, including five solo and two TFLs
- ▶ Had two tackles, including one TFL vs. Georgia Southern

2015 Game-By-Game

Opponent	UT/AT/TT	TFL	Sacks	FF	FR	Int	PBU
Ga. Southern	2/0/2	1/3	0	0	0	0	0
Liberty	5/2/7	2/4	0	0	0	0	0
Maryland	2/1/3	1/1	0	0	0	0	0
Oklahoma	0/0/0	0	0	0	0	0	0
Oklahoma St.	1/0/1	0	0	0	0	0	0
Baylor	4/1/5	0	0	0	0	0	0
TCU	0/3/3	0	0	0	0	0	0
Texas Tech	0/0/0	0	0	0	0	0	0
Texas	0/0/0	0	0	0	0	0	0
Kansas							
Iowa State							
Kansas State							
Totals	14/7/21	4/8	0	0	0	0	0

2015 Season-Game Bests

Unassisted Tackles.....5 vs. Liberty
 Assisted Tackles.....3 at TCU
 Total Tackles.....7 vs. Liberty
 Tackles For Loss.....2.0 vs. Georgia Southern
 Sacks
 Forced Fumbles.....
 Fumble Recoveries.....
 Interceptions.....
 Pass Breakups

Career Highs

Unassisted Tackles.....5 vs. Liberty ('15)
 Assisted Tackles.....3 at TCU ('15)
 Total Tackles.....7 vs. Liberty ('15)
 Tackles For Loss.....2.0 vs. Georgia Southern ('15)
 Sacks
 Forced Fumbles.....
 Fumble Recoveries.....
 Interceptions.....
 Pass Breakups

Benton's Defensive Statistics

Year	GP	T/A/TT	TFL	Sacks	INT	PB	FF	FR
2015	9	14/7/21	4/8	0	0	0	0	0
2014	13	3/3/6	0	0	0	0	0	0
Totals	22	17/10/27	4/8	0	0	0	0	0



Christian BROWN

Height: 6-2 | Weight: 290 | Class: Redshirt Junior
Last School: Bridgeton (NJ) | Hometown: Fort Myers, Fla.

2015 Notes

- ▶ Has played in 35 career games with 10 starts
- ▶ Had three tackles at TCU
- ▶ Finished with three tackles, including two solo at Baylor
- ▶ Recorded one tackle for loss vs. Liberty
- ▶ Had four tackles, three solo, vs. Georgia Southern

2015 Game-By-Game

Opponent	UT/AT/TT	TFL	Sacks	FF	FR	Int	PBU
Ga. Southern	3/1/4	0	0	0	0	0	0
Liberty	2/0/2	1/2	0	0	0	0	0
Maryland	2/0/2	0	0	0	0	0	0
Oklahoma	0/0/0	0	0	0	0	0	0
Oklahoma St.	1/1/2	0	0	0	0	0	0
Baylor	2/1/3	0	0	0	0	0	0
TCU	0/3/3	0	0	0	0	0	0
Texas Tech	2/0/2	0	0	0	0	0	0
Texas	1/0/1	0	0	0	0	0	0
Kansas							
Iowa State							
Kansas State							
Totals	13/6/19	1/2	0	0	0	0	0

2015 Season-Game Bests

Unassisted Tackles..... 3 vs. Georgia Southern
Assisted Tackles..... 3 at TCU
Total Tackles..... 4 vs. Georgia Southern
Tackles For Loss..... 1.0 vs. Liberty
Sacks
Forced Fumbles.....
Fumble Recoveries.....
Interceptions.....
Pass Breakups

Career Highs

Unassisted Tackles..... 5 vs. Texas A&M ('14)
Assisted Tackles..... 3 at TCU
Total Tackles..... 7 vs. Texas A&M ('14)
Tackles For Loss..... 1.0 (3 times)
Sacks.....
Forced Fumbles..... 1 vs. Oklahoma ('12)
Fumble Recoveries.....
Interceptions.....
Pass Breakups 1 at Maryland ('14)

Brown's Defensive Statistics

Year	GP	T/A/TT	TFL	Sacks	INT	PB	FF	FR
2015	9	13/6/19	0	0	0	0	0	0
2014	12	13/8/21	0	0	0	1	0	0
2013	4	1/2/3	0	0	0	0	0	0
2012	10	7/3/10	2/2	0	0	0	1	0
Totals	35	34/16/50	2/2	0	0	1	1	0



Isaiah BRUCE

Height: 6-1 | Weight: 238 | Class: Redshirt Senior
Last School: Providence | Hometown: Jacksonville, Fla.

2015 Notes

- ▶ Has played in 46 career games and started 20
- ▶ Had a tackle for a loss of two yards vs. Texas
- ▶ Had a solo tackle vs. Texas Tech
- ▶ Recorded one solo tackle at Baylor
- ▶ Posted one tackle vs. Maryland

2015 Game-By-Game

Opponent	UT/AT/TT	TFL	Sacks	FF	FR	Int	PBU
Ga. Southern	0/0/0	0	0	0	0	0	0
Liberty	0/0/0	0	0	0	0	0	0
Maryland	1/0/1	0	0	0	0	0	0
Oklahoma	0/0/0	0	0	0	0	0	0
Oklahoma St.	0/0/0	0	0	0	0	0	0
Baylor	1/0/1	0	0	0	0	0	0
TCU	0/0/0	0	0	0	0	0	0
Texas Tech	1/0/1	0	0	0	0	0	0
Texas	1/0/1	1-2	0	0	0	0	0
Kansas							
Iowa State							
Kansas State							
Totals	4/0/4	1-2	0	0	0	0	0

2015 Season-Game Bests

Unassisted Tackles..... 1 (4 times)
Assisted Tackles.....
Total Tackles..... 1 (4 times)
Tackles For Loss..... 1 vs. Texas
Sacks
Forced Fumbles.....
Fumble Recoveries.....
Interceptions.....
Pass Breakups

Career Highs

Unassisted Tackles..... 7 (3 times)
Assisted Tackles..... 9 vs. Marshall ('12)
Total Tackles..... 16 vs. Marshall ('12)
Tackles For Loss..... 2 (3 times)
Sacks..... 0.5 vs. JMU ('12)
Forced Fumbles..... 1 (3 times)
Fumble Recoveries..... 1 (4 times)
Interceptions..... 1 vs. TCU ('12), Syracuse ('12)
Pass Breakups 1 (4 times)

Bruce's Defensive Statistics

Year	GP	T/A/TT	TFL	Sacks	INT	PB	FF	FR
2015	9	4/0/4	1/2	0	0	0	0	0
2014	13	11/4/15	3.5/11	0	0	1	0	0
2013	11	26/17/43	5/18	0	0	0	3	2
2012	13	51/43/94	6.5/17	0.5/1	2/12	3	0	2
Totals	46	92/64/156	16.5/48	0.5/1	2/12	4	3	4



Terrell CHESTNUT

Height: 5-11 | Weight: 193 | Class: Redshirt Senior
Last School: Pottsgrove | Hometown: Pottstown, Pa.

2015 Notes

- ▶ Has played in 36 career games and started 23
- ▶ Tied for No. 8 in the Big 12 in interceptions per game (0.3)
- ▶ Had five tackles, four solo, vs. Texas
- ▶ Posted two solo tackles, before leaving game with shoulder injury at Baylor
- ▶ Had an interception, five pass break-ups and seven tackles, all career bests, vs. Oklahoma State
- ▶ Had an interception, forced a fumble and recorded two . tackles with one TFL vs. Maryland
- ▶ Forced fumble against Maryland turned sure touchdown into touchback
- ▶ Posted three tackles and one pass breakup vs. Liberty
- ▶ Tied a career-high with five solo tackles vs. Ga. Southern

2015 Game-By-Game

Opponent	UT/AT/TT	TFL	Sacks	FF	FR	Int	PBU
Ga. Southern	5/0/5	0	0	0	0	0	0
Liberty	2/1/3	0	0	0	0	0	1
Maryland	2/0/2	1/2	0	1	0	1	0
Oklahoma	1/0/1	0	0	0	0	0	0
Oklahoma St.	5/2/7	0	0	0	0	1	5
Baylor	2/0/2	0	0	0	0	0	0
TCU	2/0/2	0	0	0	0	0	0
Texas Tech	Did Not Play						
Texas	4/1/5	0	0	0	0	0	0
Kansas							
Iowa State							
Kansas State							
Totals	23/4/27	1/2	0	1	0	2	6

2015 Season-Game Bests

Unassisted Tackles..... 5 vs. Georgia Southern, vs. Oklahoma St
Assisted Tackles..... 2 vs. Oklahoma State
Total Tackles..... 7 vs. Oklahoma State
Tackles For Loss..... 1, vs. Maryland
Sacks
Forced Fumbles..... 1, vs. Maryland
Fumble Recoveries.....
Interceptions..... 1, vs. Maryland, vs. Oklahoma State
Pass Breakups 5 vs. Oklahoma State

Career Highs

Unassisted Tackles..... 5 (3 times)
Assisted Tackles..... 3 vs. Alabama ('14); at Maryland ('14)
Total Tackles..... 7 vs. Oklahoma State ('15)
Tackles For Loss..... 1 vs. Kansas ('12); vs. Maryland ('15)
Sacks.....
Forced Fumbles..... 1 (3 times)
Fumble Recoveries..... 1 vs. TCU ('14)
Interceptions..... 1 (3 times)
Pass Breakups 5 vs. Oklahoma State ('15)

Chestnut's Defensive Statistics

Year	GP	T/A/TT	TFL	Sacks	INT	PB	FF	FR
2015	8	23/4/27	1/2	0	2	6	1	0
2014	12	25/10/35	0	0	1	7	0	1
2013	10	7/3/10	0	0	0	0	1	0
2012	6	3/3/6	1/4	0	0	2	0	0
Totals	36	56/20/76	2/6	0	3	15	2	1



KJDILLON

Height: 6-1 | Weight: 209 | Class: Senior
Last School: Apopka | Hometown: Apopka, Fla.

2015 Notes

- ▶ Has played in 44 career games and started 25
- ▶ Led the team with a career-best nine tackles, one for a loss, vs. Texas Tech
- ▶ Had a team-high seven solo tackles, two for loss, at TCU
- ▶ Had five solo tackles and a pass breakup at Baylor
- ▶ Had two tackles for loss and six tackles vs. Oklahoma State
- ▶ Recorded seven tackles and one pass breakup at Oklahoma
- ▶ Had an interception, one tackle for loss and one pass break up vs. Maryland
- ▶ Had four tackles, assisted on one tackle for loss and had one pass breakup vs. Georgia Southern

2015 Game-By-Game

Opponent	UT/AT/TT	TFL	Sacks	FF	FR	Int	PBU
Ga. Southern	2/2/4	0.5/1	0	0	0	0	1
Liberty	0/1/1	0	0	0	0	0	0
Maryland	1/0/1	1/5	0	0	0	1	1
Oklahoma	5/2/7	0	0	0	0	0	1
Oklahoma St.	3/3/6	2/2	0	0	0	0	1
Baylor	5/0/5	0	0	0	0	0	1
TCU	7/0/7	2/6	0	0	0	0	0
Texas Tech	8/1/9	1/1	0	0	0	0	0
Texas	3/1/4	0	0	0	0	0	0
Kansas							
Iowa State							
Kansas State							
Totals	34/10/44	6.5/15	0	0	0	1	5

2015 Season-Game Bests

Unassisted Tackles.....8 vs. Texas Tech
 Assisted Tackles.....3 vs. Oklahoma State
 Total Tackles.....9 vs. Texas Tech
 Tackles For Loss.....2 vs. Oklahoma State, at TCU
 Sacks
 Forced Fumbles.....
 Fumble Recoveries.....
 Interceptions.....1 vs. Maryland
 Pass Breakups1 (5 times)

Career Highs

Unassisted Tackles.....8 vs. Texas Tech ('15)
 Assisted Tackles.....3 vs. JMU ('12), vs. Oklahoma State ('15)
 Total Tackles.....9 vs. Texas Tech ('15)
 Tackles For Loss.....2.5 vs. Kansas State ('14)
 Sacks.....0.5 vs. Towson
 Forced Fumbles.....1 at Texas Tech ('12)
 Fumble Recoveries.....1 vs. Maryland ('13)
 Interceptions.....1 (4 times)
 Pass Breakups2 (4 times)

Dillon's Defensive Statistics

Year	GP	T/A/TT	TFL	Sacks	INT	PB	FF	FR
2015	9	34/10/44	6.5/15	0	1	5	0	0
2014	13	43/19/62	7.5/18	0.5/4	3	7	0	0
2013	9	23/5/28	3/8	0	0	6	0	1
2012	13	14/6/20	0	0	0	0	1	0
Totals	44	114/40/154	17/41	0.5/4	4	18	1	1



JarrodHARPER

Height: 6-1 | Weight: 211 | Class: Redshirt Senior
Last School: Mountain Ridge | Hometown: Frostburg, Md.

2015 Notes

- ▶ Has played in 34 career games with five starts
- ▶ Had three tackles vs. Texas
- ▶ Posted five tackles, his second-highest total of the season, with one for a loss of three yards vs. Texas Tech
- ▶ Recorded three tackles and two pass breakups at TCU
- ▶ Had three tackles, one for a loss of five yards at Baylor
- ▶ Made his first career start and had a career-best six tackles with two pass break-ups vs. Oklahoma State
- ▶ Had three tackles against Georgia Southern

2015 Game-By-Game

Opponent	UT/AT/TT	TFL	Sacks	FF	FR	Int	PBU
Ga. Southern	2/1/3	1/2	0	0	0	0	0
Liberty	0/0/0	0	0	0	0	0	0
Maryland	1/0/1	0	0	0	0	0	0
Oklahoma	0/0/0	0	0	0	0	0	0
Oklahoma St.	5/1/6	0	0	0	0	0	2
Baylor	2/1/3	1/5	0	0	0	0	0
TCU	2/1/3	0	0	0	0	0	2
Texas Tech	3/2/5	1/3	0	0	0	0	0
Texas	2/1/3	0	0	0	0	0	0
Kansas							
Iowa State							
Kansas State							
Totals	17/7/24	3/10	0	0	0	0	4

2015 Season-Game Bests

Unassisted Tackles.....5 vs. Oklahoma State
 Assisted Tackles.....2 vs. Texas Tech
 Total Tackles.....6 vs. Oklahoma State
 Tackles For Loss.....1 (3 times)
 Sacks
 Forced Fumbles.....
 Fumble Recoveries.....
 Interceptions.....
 Pass Breakups2 vs. Oklahoma State, at TCU

Career Highs

Unassisted Tackles.....5 vs. Oklahoma State ('15)
 Assisted Tackles.....2 at Kansas ('13), vs. Texas Tech ('15)
 Total Tackles.....6 vs. Oklahoma State ('15)
 Tackles For Loss.....1 (4 Times)
 Sacks1 vs. Towson ('14)
 Forced Fumbles.....1 at Kansas ('13)
 Fumble Recoveries.....
 Interceptions.....
 Pass Breakups2 vs. Oklahoma State ('15), at TCU ('15)

Harper's Defensive Statistics

Year	GP	T/A/TT	TFL	Sacks	INT	PB	FF	FR
2015	9	17/7/24	3/10	0	0	4	0	0
2014	13	9/4/13	1/9	1/9	0	0	0	0
2013	12	6/4/10	0	0	0	0	1	0
Totals	34	32/15/47	4/19	1/9	0	4	1	0



KarlJOSEPH

Height: 5-11 | Weight: 200 | Class: Senior
Last School: Edgewater | Hometown: Orlando, Fla.

2015 Notes

- ▶ Sustained season-ending right knee injury on Oct. 6 in a non-contact drill during practice
- ▶ Started all 42 games of his career
- ▶ At the time of his injury, ranked No. 1 nationally with 1.3 interceptions per game, No. 27 nationally with one fumble recovered and was No. 23 in the NCAA, No. 1 in the Big 12 with 1.5 passes defended per game
- ▶ Had an interception and a sack with five tackles at Oklahoma
- ▶ Finished with four tackles, had an interception and one tackle for loss vs. Maryland
- ▶ Recorded three solo tackles against Liberty
- ▶ Named FWAA National Player of the Week for performance against Georgia Southern; also Jim Thorpe National and Big 12 Defensive Player of the Week
- ▶ Had a career-best three interceptions and led the team with eight tackles, seven solo vs. Georgia Southern
- ▶ First WVU player since 1994 to have three interceptions in a game and third all-time to have three in a quarter

2015 Game-By-Game

Opponent	UT/AT/TT	TFL	Sacks	FF	FR	Int	PBU
Ga. Southern	7/1/8	0	0	0	1	3/0	0
Liberty	3/0/3	0	0	0	0	0	0
Maryland	2/2/4	1/1	0	0	0	1	0
Oklahoma	3/2/5	1/8	1/8	0	0	1/7	1
Oklahoma St.			DNP				
Baylor			DNP				
TCU			DNP				
Texas Tech			DNP				
Texas							
Kansas							
Iowa State							
Kansas State							
Totals	15/5/20	2/9	1/8	0	1	5/7	1

2015 Season-Game Bests

Unassisted Tackles.....7 vs. Georgia Southern
 Assisted Tackles.....2 at Oklahoma
 Total Tackles.....8 vs. Georgia Southern
 Tackles For Loss.....1, vs. Maryland; at Oklahoma
 Sacks1 at Oklahoma
 Forced Fumbles.....
 Fumble Recoveries.....1 vs. Georgia Southern
 Interceptions.....3 vs. Georgia Southern
 Pass Breakups1 at Oklahoma

Career Highs

Unassisted Tackles.....12 at ISU ('12), at K-State ('13)
 Assisted Tackles.....7 vs. Alabama ('14)
 Total Tackles.....18 vs. Alabama ('14)
 Tackles For Loss.....2 (3 times)
 Sacks.....1 vs. Maryland ('12); at Oklahoma ('15)
 Forced Fumbles.....1 (8 times)
 Fumble Recoveries.....3 vs. Oklahoma State ('15)
 Interceptions.....3 vs. Georgia Southern ('15)
 Pass Breakups2 vs. Oklahoma State ('13), at Iowa State ('14)

Joseph's Defensive Statistics

Year	GP	T/A/TT	TFL	Sacks	INT	PB	FF	FR
2015	4	15/5/20	2/9	1/8	5/7	1	0	1
2014	13	62/30/92	4.5/11	0	0	1	3	0
2013	12	56/12/68	3/11	0	1/11	4	2	4
2012	13	76/28/104	7/25	1/12	2/22	6	3	1
Totals	42	209/75/284	15.5/56	2.0/20	8/40	12	8	6



Eric KINSEY

Height: 6-3 | **Weight:** 280 | **Class:** Senior
Last School: Miami Northwestern | **Hometown:** Miami, Fla.

2015 Notes

- ▶ Has played in 41 career games and started four
- ▶ Had one tackle for loss with two total tackles at TCU
- ▶ Assisted on three tackles at Oklahoma
- ▶ Recorded three tackles and a pass breakup vs. Maryland
- ▶ Posted a career-best five tackles vs. Georgia Southern

2015 Game-By-Game

Opponent	UT/AT/TT	TFL	Sacks	FF	FR	Int	PBU
Ga. Southern	1/4/5	0.5/2	0	0	0	0	0
Liberty	0/0/0	0	0	0	0	0	0
Maryland	2/1/3	0	0	0	0	0	1
Oklahoma	0/3/3	0	0	0	0	0	0
Oklahoma St.	0/0/0	0	0	0	0	0	0
Baylor	0/1/1	0	0	0	0	0	0
TCU	1/1/2	1/1	0	0	0	0	0
Texas Tech	0/0/0	0	0	0	0	0	0
Texas	0/0/0	0	0	0	0	0	0
Kansas							
Iowa State							
Kansas State							
Totals	4/10/14	1.5/3	0	0	0	0	0

2015 Season-Game Bests

Unassisted Tackles.....2 vs. Maryland
 Assisted Tackles.....4 vs. Georgia Southern
 Total Tackles.....5 vs. Georgia Southern
 Tackles For Loss.....1 at TCU
 Sacks.....
 Forced Fumbles.....
 Fumble Recoveries.....
 Interceptions.....
 Pass Breakups.....1 vs. Maryland

Career Highs

Unassisted Tackles.....2 (5 times)
 Assisted Tackles.....4 vs. Georgia Southern ('15)
 Total Tackles.....5 vs. Georgia Southern ('15)
 Tackles For Loss.....1 (4 times)
 Sacks.....1 vs. Iowa State ('13)
 Forced Fumbles.....
 Fumble Recoveries.....
 Interceptions.....
 Pass Breakups.....1 (4 times)

Kinsey's Defensive Statistics

Year	GP	T/A/TT	TFL	Sacks	INT	PB	FF	FR
2015	9	4/10/14	1.5/3	0	0	1	0	0
2014	9	2/3/5	1/7	0	0	0	0	0
2013	10	8/7/15	3/8	1	0	1	0	0
2012	13	2/2/4	0	0	0	2	0	0
Totals	41	16/22/38	5.5/18	1	0	4	0	0



Nick KWIATKOSKI

Height: 6-2 | **Weight:** 238 | **Class:** Redshirt Senior
Last School: Bethel Park | **Hometown:** Bethel Park, Pa.

2015 Notes

- ▶ Has played in 44 career games and started 33
- ▶ Ranks No. 9 in the Big 12 in interceptions per game (0.2) and is tied for No. 11 in fumbles recovered (1)
- ▶ Had an interception, forced a fumble and led the team with nine tackles, one for a loss, vs. Texas
- ▶ Recorded seven tackles, tied for his second highest total of the season, and assisted on a tackle for loss vs. Texas Tech
- ▶ Had a team-high-tying seven tackles at TCU
- ▶ Had six tackles, including five solo and one for a loss, at Baylor
- ▶ Had an interception and four tackles vs. Oklahoma State
- ▶ Had a sack, recovered a fumble and led the team with 11 tackles at Oklahoma
- ▶ Had four solo tackles, one for a loss, vs. Maryland
- ▶ Posted seven tackles, five solo with one tackle for loss for four yards vs. Liberty
- ▶ Had seven tackles and 1.5 tackles for loss vs. Georgia Southern

2015 Game-By-Game

Opponent	UT/AT/TT	TFL	Sacks	FF	FR	Int	PBU
Ga. Southern	5/2/7	1.5/7	0	0	0	0	0
Liberty	5/2/7	1/4	0	0	0	0	0
Maryland	4/0/4	1/1	0	0	0	0	0
Oklahoma	2/9/11	1/6	1/6	0	1	0	0
Oklahoma St.	4/0/4	0	0	0	0	1	1
Baylor	5/1/6	1/1	0	0	0	0	0
TCU	6/1/7	0	0	0	0	0	0
Texas Tech	4/3/7	0.5/0	0	0	0	0	1
Texas	7/2/9	1/3	0	1	0	1	1
Kansas							
Iowa State							
Kansas State							
Totals	42/20/62	7/22	1/6	1	1	2	3

2015 Season-Game Bests

Unassisted Tackles.....7 vs. Texas
 Assisted Tackles.....9 at Oklahoma
 Total Tackles.....11 at Oklahoma
 Tackles For Loss.....1.5 vs. Georgia Southern
 Sacks.....1 at Oklahoma
 Forced Fumbles.....1 vs. Texas
 Fumble Recoveries.....1 at Oklahoma
 Interceptions.....1 vs. Oklahoma State, vs. Texas
 Pass Breakups.....1 (3 times)

Career Highs

Unassisted Tackles.....10 at Maryland ('14)
 Assisted Tackles.....9 at Oklahoma ('15)
 Total Tackles.....14 vs. Iowa State ('13)
 Tackles For Loss.....3 at Maryland ('14)
 Sacks.....1 vs. GSU ('13), at KSU ('13), at OU ('15)
 Forced Fumbles.....1 (3 times)
 Fumble Recoveries.....1 at Kansas ('13), at Oklahoma
 Interceptions.....1 (5 times)
 Pass Breakups.....2 at Maryland ('14); at Iowa State ('14)

Kwiatkoski's Defensive Statistics

Year	GP	T/A/TT	TFL	Sacks	INT	PB	FF	FR
2015	9	42/20/62	7/22	1/6	2	2	1	1
2014	13	71/32/103	11.5/25	0.5	0	4	0	0
2013	10	54/32/86	6.5/20	2	3	0	2	1
2012	12	17/11/28	0	0	0	3	0	0
Totals	44	184/95/279	25/67	3.5	5	9	3	2



Edward MULDROW III

Height: 6-3 | **Weight:** 210 | **Class:** Senior
Last School: Copiah-Lincoln CC | **Hometown:** Snellville, Ga.

2015 Notes

- ▶ Has played in 21 career games and started 10
- ▶ Season and career-high six tackles against Texas Tech
- ▶ Finished with a sack for six yards against Texas Tech
- ▶ Four solo tackles at Baylor, including a sack for six yards
- ▶ Had three tackles at Oklahoma
- ▶ Finished with a tackle for loss for three yards against Liberty

2015 Game-By-Game

Opponent	UT/AT/TT	TFL	Sacks	FF	FR	Int	PBU
Ga. Southern			DNP				
Liberty	1/0/1	1/3	0	0	0	0	0
Maryland	1/0/1	0	0	0	0	0	0
Oklahoma	1/2/3	0	0	0	0	0	0
Oklahoma St.	0/0/0	0	0	0	0	0	0
Baylor	4/0/4	1/6	1/6	0	0	0	0
TCU	2/1/3	0	0	0	0	0	0
Texas Tech	3/3/6	1/6	1/6	0	0	0	0
Texas	0/1/1	0	0	0	0	0	0
Kansas							
Iowa State							
Kansas State							
Totals	12/7/19	3/15	2/12	0	0	0	0

2015 Season-Game Bests

Unassisted Tackles.....4 at Baylor
 Assisted Tackles.....3 vs. Texas Tech
 Total Tackles.....6 vs. Texas Tech
 Tackles For Loss.....1 (3 times)
 Sacks.....1 at Baylor; vs. Texas Tech
 Forced Fumbles.....
 Fumble Recoveries.....
 Interceptions.....
 Pass Breakups.....2 at Iowa State ('14)

Career Highs

Unassisted Tackles.....4 at Baylor ('15), vs. Oklahoma ('14)
 Assisted Tackles.....3 vs. Texas Tech ('15)
 Total Tackles.....6 vs. Texas Tech ('15)
 Tackles For Loss.....2 at Oklahoma State ('14)
 Sacks.....1 (3 times)
 Forced Fumbles.....
 Fumble Recoveries.....
 Interceptions.....
 Pass Breakups.....2 at Iowa State ('14)

Muldrow's Defensive Statistics

Year	GP	T/A/TT	TFL	Sacks	INT	PB	FF	FR
2015	8	12/7/19	3/15	2/12	0	0	0	0
2014	13	23/7/30	4/10	1.5/6	0	2	0	0
Totals	21	35/14/49	7/25	3.5/18	0	2	0	0



Noble NWACHUKWU

Height: 6-2 | Weight: 271 | Class: Redshirt Junior
Last School: Wylie | Hometown: Wylie, Texas

2015 Notes

- ▶ Has played in 31 career games and started 22
- ▶ Is No. 4 in the Big 12 and No. 27 nationally in sacks (0.72)
- ▶ Posted a career-best three sacks with four tackles vs. Texas
- ▶ Recorded a sack for a loss of five yards and five tackles, his second highest total of the season, vs. Texas Tech
- ▶ Had a sack, two tackles for loss and seven total tackles at TCU
- ▶ Had a tackle for loss and three total tackles vs. Oklahoma State
- ▶ Assisted on a sack and had four tackles at Oklahoma
- ▶ Posted three tackles and a pass breakup vs. Maryland
- ▶ Recorded three tackles vs. Liberty
- ▶ Had one sack for a loss of four yards and forced a fumble vs. Georgia Southern

2015 Game-By-Game

Opponent	UT/AT/TT	TFL	Sacks	FF	FR	Int	PBU
Ga. Southern	1/0/1	1/4	1/4	1	0	0	0
Liberty	2/1/3	0	0	0	0	0	0
Maryland	3/0/3	0	0	0	0	0	1
Oklahoma	1/3/4	0.5/2	0.5/2	0	0	0	0
Oklahoma St.	3/0/3	1/2	0	0	0	0	0
Baylor	0/0/0	0	0	0	0	0	0
TCU	4/3/7	2/8	1/7	0	0	0	0
Texas Tech	4/1/5	1/5	1/5	0	0	0	0
Texas	4/0/4	3/12	3/12	0	0	0	0
Kansas							
Iowa State							
Kansas State							
Totals	22/8/30	8.5/33	6.5/30	1	0	0	1

2015 Season-Game Bests

Unassisted Tackles.....4 (3 times)
 Assisted Tackles.....3 at Oklahoma, at TCU
 Total Tackles.....7 at TCU ('15)
 Tackles For Loss.....3 vs. Texas
 Sacks.....3 vs. Texas
 Forced Fumbles.....1 vs. Georgia Southern
 Fumble Recoveries.....
 Interceptions.....
 Pass Breakups.....1 vs. Maryland

Career Bests

Unassisted Tackles.....4 (4 times)
 Assisted Tackles.....5 vs. Alabama ('14)
 Total Tackles.....7 at TCU ('15)
 Tackles For Loss.....3 vs. Texas ('15)
 Sacks.....3 vs. Texas ('15)
 Forced Fumbles.....1 vs. Iowa St. ('13), vs. Ga. Southern ('15)
 Fumble Recoveries.....
 Interceptions.....
 Pass Breakups.....1 (4 times)

Nwachukwu's Defensive Statistics

Year	GP	T/A/TT	TFL	Sacks	INT	PB	FF	FR
2015	9	22/8/30	8.5/33	6.5/30	0	1	1	0
2014	13	21/13/34	8/30	2/16	0	4	0	0
2013	9	4/1/5	1/8	1/8	0	0	1	0
Totals	31	47/22/69	17.5/71	9.5/54	0	5	2	0



Shaq PETTEWAY

Height: 6-0 | Weight: 232 | Class: Redshirt Senior
Last School: Steubenville | Hometown: Steubenville, Ohio

2015 Notes

- ▶ Has played in 47 career games and has nine starts
- ▶ Was second on the team with a season-high-tying eight tackles, one for a loss, vs. Texas
- ▶ Posted three solo tackles, with one for a loss, vs. Texas Tech
- ▶ Recorded two tackles, one for a loss, at TCU
- ▶ Led the team with a career-best eight solo tackles at Baylor
- ▶ Had eight tackles with a pass breakup vs. Oklahoma State
- ▶ Had two tackles for loss, including a sack, with five tackles at Oklahoma
- ▶ Had one sack and three tackles vs. Maryland
- ▶ Had three tackles, all solo, vs. Liberty
- ▶ Had four tackles vs. Georgia Southern

2015 Game-By-Game

Opponent	UT/AT/TT	TFL	Sacks	FF	FR	Int	PBU
Ga. Southern	2/2/4	0	0	0	0	0	0
Liberty	3/0/3	0	0	0	0	0	0
Maryland	2/1/3	1/7	1/7	0	0	0	0
Oklahoma	2/3/5	2/8	1/7	0	0	0	0
Oklahoma St.	6/2/8	0	0	0	0	0	1
Baylor	8/0/8	1/1	0	0	0	0	0
TCU	2/0/2	1/1	0	0	0	0	0
Texas Tech	3/0/3	1/2	0	0	0	0	0
Texas	5/3/8	1/1	0	0	0	0	0
Kansas							
Iowa State							
Kansas State							
Totals	33/11/44	7/20	2/14	0	0	0	1

2015 Season-Game Bests

Unassisted Tackles.....8 at Baylor
 Assisted Tackles.....3 at Oklahoma, vs. Texas
 Total Tackles.....8 (3 times)
 Tackles For Loss.....2 at Oklahoma
 Sacks.....1 vs. Maryland, at Oklahoma
 Forced Fumbles.....
 Fumble Recoveries.....
 Interceptions.....
 Pass Breakups.....1 vs. Oklahoma State

Career Bests

Unassisted Tackles.....8 at Baylor ('15)
 Assisted Tackles.....5 at Iowa State ('14)
 Total Tackles.....10 vs. TCU ('15)
 Tackles For Loss.....2 at Oklahoma ('15)
 Sacks.....1.5 vs. TCU ('12)
 Forced Fumbles.....
 Fumble Recoveries.....
 Pass Breakups.....2 vs. Oklahoma ('12)

Petteway's Defensive Statistics

Year	GP	T/A/TT	TFL	Sacks	INT	PB	FF	FR
2015	9	33/11/44	7/20	2/14	0	1	0	0
2014	13	32/7/39	4/10	1/4	0	1	0	0
2012	13	26/16/42	4.5/17	1.5/14	0	3	0	0
2011	12	5/3/8	0	0	0	0	0	0
Totals	47	96/37/133	15.5/47	4.5/32	0	45	0	0



Kyle ROSE

Height: 6-4 | Weight: 295 | Class: Redshirt Senior
Last School: Centerville | Hometown: Centerville, Ohio

2015 Notes

- ▶ Has played in 47 career games and started 29
- ▶ Posted three tackles vs. Texas
- ▶ Had four solo tackles vs. Texas Tech
- ▶ Finished with four tackles at TCU
- ▶ Recorded a sack and five tackles vs. Oklahoma State
- ▶ Had three tackles at Oklahoma
- ▶ Had six solo tackles vs. Liberty
- ▶ Posted six tackles, third on the team, vs. Georgia Southern

2015 Game-By-Game

Opponent	UT/AT/TT	TFL	Sacks	FF	FR	Int	PBU
Ga. Southern	3/3/6	0	0	0	0	0	0
Liberty	6/0/6	0	0	0	0	0	0
Maryland	1/0/1	0	0	0	0	0	0
Oklahoma	2/1/3	0	0	0	0	0	0
Oklahoma St.	5/0/5	1/5	1/5	0	0	0	0
Baylor	1/0/1	0	0	0	0	0	0
TCU	2/2/4	0	0	0	0	0	0
Texas Tech	4/0/4	0	0	0	0	0	0
Texas	2/1/3	0	0	0	0	0	0
Kansas							
Iowa State							
Kansas State							
Totals	26/7/33	1/5	1/5	0	0	0	0

2015 Season-Game Bests

Unassisted Tackles.....6 vs. Liberty
 Assisted Tackles.....3 vs. Georgia Southern
 Total Tackles.....6 vs. Georgia Southern, vs. Liberty
 Tackles For Loss.....1 vs. Oklahoma State
 Sacks.....1 vs. Oklahoma State
 Forced Fumbles.....
 Fumble Recoveries.....
 Interceptions.....
 Pass Breakups.....

Career Highs

Unassisted Tackles.....6 vs. Liberty ('15)
 Assisted Tackles.....5 at TCU ('13), vs. Iowa State ('13)
 Total Tackles.....7 at TCU ('13)
 Tackles For Loss.....2 at Oklahoma ('13)
 Sacks.....1 vs. Georgia State ('13), vs. Oklahoma St ('15)
 Forced Fumbles.....
 Fumble Recoveries.....1 vs. Texas ('13)
 Interceptions.....
 Pass Breakups.....1 (3 times)

Rose's Defensive Statistics

Year	GP	T/A/TT	TFL	Sacks	INT	PB	FF	FR
2015	9	26/7/33	1/5	1/5	0	0	0	0
2014	13	19/16/35	1/1	0	0	0	0	0
2013	12	29/20/49	8.5/31	1/7	0	1	0	1
2012	13	14/11/25	0	0	0	2	0	0
Totals	47	88/54/148	10.5/37	2/12	0	3	0	1



Rick RUMPH III

Height: 5-11 | Weight: 185 | Class: Senior
Last School: Mainland | Hometown: Daytona Beach, Fla.

2015 Notes

- ▶ Has played in 39 career games with one start
- ▶ Recorded a pair of solo tackles vs. Texas
- ▶ Made his first career start against Texas Tech and had a career-high-tying six tackles with his first tackle for loss
- ▶ Missed TCU game due to a death in his family
- ▶ Had two tackles vs. Oklahoma State
- ▶ Posted two tackles vs. Maryland
- ▶ Notched his first tackle of the year vs. Liberty

2015 Game-By-Game

Opponent	UT/AT/TT	TFL	Sacks	FF	FR	Int	PBU
Ga. Southern	0/0/0	0	0	0	0	0	0
Liberty	1/0/1	0	0	0	0	0	0
Maryland	1/1/2	0	0	0	0	0	0
Oklahoma	1/0/1	0	0	0	0	0	0
Oklahoma St.	2/0/2	0	0	0	0	0	0
Baylor	0/1/1	0	0	0	0	0	0
TCU		DNP					
Texas Tech	5/1/6	1/1	0	0	0	0	0
Texas	2/0/2	0	0	0	0	0	0
Kansas							
Iowa State							
Kansas State							
Totals	12/3/15	1/1	0	0	0	0	0

2015 Season-Game Bests

Unassisted Tackles.....	5 vs. Texas Tech
Assisted Tackles.....	1 (3 times)
Total Tackles.....	6 vs. Texas Tech
Tackles For Loss.....	1 vs. Texas Tech
Sacks.....	
Forced Fumbles.....	
Fumble Recoveries.....	
Interceptions.....	
Pass Breakups.....	

Career Highs

Unassisted Tackles.....	6 vs. Baylor ('14)
Assisted Tackles.....	3 at Oklahoma ('13)
Total Tackles.....	6 vs. Baylor ('14), vs. Texas Tech ('15)
Tackles For Loss.....	1 vs. Texas Tech ('15)
Sacks.....	
Forced Fumbles.....	1 at Texas Tech ('12)
Fumble Recoveries.....	
Interceptions.....	1 vs. Kansas State ('14)
Pass Breakups.....	

Rumph's Defensive Statistics

Year	GP	T/A/TT	TFL	Sacks	INT	PB	FF	FR
2015	8	12/3/15	1/1	0	0	0	0	0
2014	13	17/5/22	0	0	1	0	0	0
2013	9	3/3/6	0	0	0	0	0	0
2012	9	6/3/9	0	0	0	0	0	1
Totals	39	38/14/52	1/1	0	1	0	0	1



Jeremy TYLER

Height: 5-11 | Weight: 206 | Class: Junior
Last School: Martin Luther King | Hometown: Lithonia, Ga.

2015 Notes

- ▶ Has played in 29 career games and started one
- ▶ Notched two solo tackles vs. Texas
- ▶ Missed the Texas Tech game due to a death in his family
- ▶ Had a pair of solo tackles at TCU
- ▶ Had three solo tackles at Baylor
- ▶ Recorded first career interception vs. Maryland and returned it 19 yards
- ▶ Had four tackles vs. Georgia Southern

2015 Game-By-Game

Opponent	UT/AT/TT	TFL	Sacks	FF	FR	Int	PBU
Ga. Southern	3/1/4	0	0	0	0	0	0
Liberty	0/0/0	0	0	0	0	0	0
Maryland	0/0/0	0	0	0	0	1/19	0
Oklahoma	0/0/0	0	0	0	0	0	0
Oklahoma St.	0/0/0	0	0	0	0	0	0
Baylor	3/0/3	0	0	0	0	0	0
TCU	2/0/2	0	0	0	0	0	0
Texas Tech		DNP					
Texas	2/0/2	0	0	0	0	0	0
Kansas							
Iowa State							
Kansas State							
Totals	10/1/11	0	0	0	0	1/19	0

2015 Season-Game Bests

Unassisted Tackles.....	3 vs. Georgia Southern, at Baylor
Assisted Tackles.....	1 vs. Georgia Southern
Total Tackles.....	4 vs. Georgia Southern
Tackles For Loss.....	
Sacks.....	
Forced Fumbles.....	
Fumble Recoveries.....	
Interceptions.....	1 vs. Maryland
Pass Breakups.....	

Career Highs

Unassisted Tackles.....	7 vs. Iowa State ('13)
Assisted Tackles.....	3 vs. Iowa State ('13)
Total Tackles.....	10 vs. Iowa State ('13)
Tackles For Loss.....	2.5 vs. Iowa State ('13)
Sacks.....	
Forced Fumbles.....	1 vs. Iowa State ('13)
Fumble Recoveries.....	
Interceptions.....	1 vs. Maryland ('15)
Pass Breakups.....	1 vs. Iowa State ('13)

Tyler's Defensive Statistics

Year	GP	T/A/TT	TFL	Sacks	INT	PB	FF	FR
2015	8	10/1/11	0	0	1/19	0	0	0
2014	13	7/2/9	0	0	0	0	0	0
2013	8	12/5/17	3/8	0	0	1	1	0
Totals	29	27/8/35	3/8	0	1/19	1	1	0



Daryl WORLEY

Height: 6-2 | Weight: 202 | Class: Junior
Last School: William Penn Charter | Hometown: Philadelphia, Pa.

2015 Notes

- ▶ Has played in 31 career games and started 25
- ▶ Ranks No. 11 nationally; No. 1 in the Big 12 in passes defended (1.6)
- ▶ Ranks No. 2 in the Big 12 in interceptions (4) and interceptions per game (0.4), No. 17 and No. 16 nationally
- ▶ Is tied for No. 11 in the Big 12 in fumbles recovered (11)
- ▶ Had his first career fumble recovery, an interception and was tied for second on the team with a season-best eight tackles vs. Texas
- ▶ Recorded an interception and was tied for second on the team with a season-best seven tackles vs. Texas Tech
- ▶ Had two tackles, one for loss, with a pair of PBU's at TCU
- ▶ Had a career-best three PBU's with four tackles at Baylor
- ▶ Had an interception with three tackles vs. Oklahoma State
- ▶ Forced a fumble and had five tackles at Oklahoma
- ▶ Had an interception and three tackles vs. Maryland
- ▶ Recorded three solo tackles and two PBU's vs. Liberty

2015 Game-By-Game

Opponent	UT/AT/TT	TFL	Sacks	FF	FR	Int	PBU
Ga. Southern	1/0/1	0	0	0	0	0	1
Liberty	3/0/3	0	0	0	0	0	2
Maryland	3/0/3	0	0	0	0	1/0	0
Oklahoma	4/1/5	0	0	1	0	0	0
Oklahoma St.	3/0/3	0	0	0	0	1/0	1
Baylor	4/0/4	0	0	0	0	0	3
TCU	2/0/2	1/3	0	0	0	0	2
Texas Tech	6/1/7	0	0	0	0	1/0	0
Texas	8/0/8	0	0	0	1/0	1/0	1
Kansas							
Iowa State							
Kansas State							
Totals	34/2/36	1/3	0	1	1	4/0	10

2015 Season-Game Bests

Unassisted Tackles.....	8 vs. Texas
Assisted Tackles.....	1 at Oklahoma, vs. Texas Tech
Total Tackles.....	8 vs. Texas
Tackles For Loss.....	1 at TCU
Sacks.....	
Forced Fumbles.....	1 at Oklahoma
Fumble Recoveries.....	1 vs. Texas
Interceptions.....	1 (4 times)
Pass Breakups.....	3 at Baylor

Career Bests

Unassisted Tackles.....	9 vs. Alabama ('14)
Assisted Tackles.....	3 vs. Iowa State ('13)
Total Tackles.....	11 vs. Alabama ('14)
Tackles For Loss.....	1 (6 times)
Sacks.....	
Forced Fumbles.....	1 at Oklahoma ('15)
Fumble Recoveries.....	1 vs. Texas ('15)
Interceptions.....	1 (8 times)
Pass Breakups.....	3 at Baylor ('15)

Worley's Defensive Statistics

Year	GP	T/A/TT	TFL	Sacks	INT	PB	FF	FR
2015	9	34/2/36	1.3	0	4/0	10	1	1
2014	11	44/8/52	4.5/13	0	3/13	4	0	0
2013	11	36/9/45	3/6	0	1/0	5	0	0
Totals	31	114/19/133	8.5/22	0	8/13	19	1	1



MOUNTAINEER SPECIAL TEAMS



Josh LAMBERT

Height: 5-11 | Weight: 212 | Class: Redshirt Junior
Last School: Garland | Hometown: Garland, Texas

2015 Notes

- ▶ Three-year starter at kicker
- ▶ 2014 Lou Groza Award finalist
- ▶ Named 2014 All-American
- ▶ Holds the NCAA record for most FGs in a season of 40 yards or more (16), most games with multiple FGs (10) and most games with three or more FGs (6)
- ▶ Has made 59 career FGs and is No. 2 on WVU's all-time list
- ▶ No. 7 in the Big 12 and No. 73 nationally in FG percentage
- ▶ No. 3 in Big 12 and No. 46 nationally in FGs made per game
- ▶ Tied for No. 3 in the Big 12 in total field goals made
- ▶ No. 7 in Big 12 overall scoring and No. 5 in Big 12 scoring by kickers; Ranks No. 56 in overall scoring nationally
- ▶ Hit for a 51-yard FG at TCU; his longest of the season and sixth 50-plus FG of his career
- ▶ One FG vs. Oklahoma State for 38 yards
- ▶ One FG at Oklahoma good from 23 yards
- ▶ One FG vs. Maryland for 48 yards
- ▶ In game two vs Liberty, connected on two field goals
- ▶ Started 2015 with three field goals and 14 total points against Ga. Southern

2015 Game-By-Game

Opponent	FGM/A	Pct.	Lg	XP/A	Pts.
Ga. Southern	3/3	1.000	32	5/5	14
Liberty	2/3	.666	28	5/5	11
Maryland	1/3	.333	48	6/6	9
Oklahoma	1/1	1.000	23	3/3	6
Oklahoma State	1/1	1.000	38	3/3	6
Baylor	1/2	.500	25	5/5	8
TCU	1/1	1.000	51	1/1	4
Texas Tech	1/2	.500	39	4/4	7
Texas	1/1	1.000	19	5/5	8
Kansas					
Iowa State					
Kansas State					
Totals	12/17	.705	51	37/37	73

2015 FG SEQUENCE

West Virginia
Georgia Southern
Liberty
Maryland
Oklahoma
Oklahoma State
Baylor
TCU
Texas Tech
Texas
Kansas
Iowa State
Kansas State

Numbers in parentheses indicate FG was made.

Lambert's Field Goals

Year	FG/A	Pct.	1/29	30/39	40/49	50+	Lg
2015	12/17	.705	7/7	3/5	1/2	1/3	51
2014	30/39	.769	8/8	6/7	12/19	4/5	55
2013	17/23	.739	6/6	5/6	5/6	1/5	50
Totals	59/79	.746	21/21	14/18	18/27	6/13	55

2015 Single-Game Bests

Field Goals Made 3 vs. Ga. Southern
 Field Goals Attempted..... 3 vs. Ga. Southern, Liberty
 Field Goal Percentage (min2)..... 1.000 vs. Ga. Southern
 Longest Field Goal 51 vs. TCU
 Extra Points Made..... 5 vs. Ga. Southern, Liberty, Baylor
 Extra Points Attempted 5 vs. Ga. Southern, Liberty, Baylor

Career Bests

Field Goals Made 4 vs. Kansas '14
 Field Goals Attempted..... 5 vs. OSU '13, Kansas '14
 Field Goal Percentage (min 2)..... 1.000 vs. 9 times
 Longest Field Goal 55 vs. Texas Tech '14
 Extra Points Made..... 6 vs. Baylor '13
 Extra Points Attempted..... 6 vs. Baylor '13
 Consecutive Field Goals Made..... 10 in 2013
 Consecutive Extra Points Made..... 96 (active from 2013-15)



Nick O'TOOLE

Height: 6-3 | Weight: 216 | Class: Senior
Last School: Fullerton College | Hometown: Corona, Calif.

2015 Notes

- ▶ Named Academic All-Big 12 Second Team
- ▶ Ranks No. 1 in Big 12 punting and No. 11 nationally
- ▶ Long punt on the year is 65 yards vs. Ga. Southern
- ▶ Best punting average is 49.7 yards vs. Liberty
- ▶ Best kickoff average is 64.8 vs. Oklahoma State
- ▶ 17 punts on the year of more than 50 yards
- ▶ 19 punts on the year inside the opponents 20-yard line
- ▶ For his career, has 20 games placing multiple punts inside the opponents 20-yard line
- ▶ For his career, has four games with at least four punts of 50 yards or more
- ▶ For his career, has 16 games with at least two 50-yard punts
- ▶ Long punt of 51 yards vs. Texas. Finished with two punts of 50 yards or more and placed three punts inside the 20
- ▶ Avg. 45.6 yards at TCU on seven punts with two going for more than 50 yards and placed three inside the 20
- ▶ Four punts at Baylor for 190 yards and a 47.5 avg.
- ▶ Great day vs. Oklahoma State with eight punts for a 47.6 avg. Long punt went for 57 yards with three placed inside the 20
- ▶ Day against the Cowboys included punts of 49, 56, 50, 56, 46 and 57 yards and a season high kickoff avg. of 64.8 yards
- ▶ Strong day at Oklahoma averaging 46.6 yards per punt with a long of 60 yards. Four punts went for more than 50 yards and he placed two inside the Sooner 20-yard line
- ▶ Four punts vs. Maryland for an average of 45.2 yards, placing two punts inside the 20 with a long of 56 yards
- ▶ Converted a fake punt for 13 yards and a first down against Maryland on 4th-and-12
- ▶ Great day vs. Liberty with three punts for 149 yards, averaging 49.7 yards per kick with a long punt of 57 yards
- ▶ Game against Liberty included two punts downed inside the Flame three-yard line
- ▶ Four punts vs. Ga. Southern for 177 yards. Averaged 44.2 yards per punt and placed two punts inside the 20

2015 Game-By-Game Punting

Opponent	Punts	Yds	Avg.	Lg	TB	FC	50+	I-20
Ga. Southern	4	177	44.2	65	2	1	1	2
Liberty	3	149	49.7	57	0	0	1	2
Maryland	4	181	45.2	56	2	2	2	2
Oklahoma	7	326	46.6	60	1	1	4	2
Oklahoma State	8	381	47.6	57	2	5	4	3
Baylor	4	190	47.5	54	0	3	1	1
TCU	7	319	45.6	54	1	4	2	3
Texas Tech	3	95	31.7	40	0	0	0	1
Texas	6	240	40.0	51	0	0	2	3
Kansas								
Iowa State								
Kansas State								
Totals:	46	2,058	44.7	65	8	16	17	19

Career Bests

Most Punts 8 vs. 4 teams -latest Oklahoma State '15
 Longest Punt 68 vs. Iowa State '13
 Best Punting Average 56.0 vs. Iowa State '13
 Punts Inside the 20-Yard Line..... 5 vs. Oklahoma St. '14
 Punts of More Than 50-Yards..... 4 vs. Md, Texas '13, OU, OSU '15
 Most Kickoff Yards 447 vs. Maryland '15
 Best Kickoff Average..... 64.8 vs. Oklahoma State '15

O'Toole's Punting Statistics

Year	Punts	Yards	Avg.	Lg	TB	FC	50+	I-20
2015	46	2,058	44.7	65	8	16	17	19
2014	57	2,383	41.8	59	2	21	11	24
2013	73	3,218	44.1	68	5	23	26	22
Totals	170	7,419	43.6	68	15	60	52	62

O'Toole's Kickoff Statistics

Year	Kickoffs	Yards	Avg.	TB
2015	46	2,879	62.6	14



Gary JENNINGS

Height: 6-1 | Weight: 206 | Class: Freshman
Last School: Colonial Forge | Hometown: Stafford, Va.

2015 Notes

- ▶ Season-high three kickoff returns at Baylor
- ▶ Season-long 28 yard kickoff return at Baylor
- ▶ Season-high three punt returns against Oklahoma State
- ▶ Season-long 15 yard punt return against Liberty

2015 Game-By-Game Punt Return Statistics

Opponent	No.	Yards	Avg.	TD	Lg
Ga. Southern	0	0	0	0	0
Liberty	1	15	15.0	0	15
Maryland	1	8	8.0	0	8
Oklahoma	2	7	3.5	0	6
Oklahoma State	3	3	1.0	0	1
Baylor	0	0	0	0	0
TCU	0	0	0	0	0
Texas Tech	1	1	1.0	0	1
Texas	0	0	0.0	0	0
Kansas					
Iowa State					
Kansas State					
Totals	8	34	4.3	0	15

2015 Game-By-Game Kickoff Return Statistics

Opponent	No.	Yards	Avg.	TD	Lg
Ga. Southern	0	0	0	0	0
Liberty	0	0	0	0	0
Maryland	0	0	0	0	0
Oklahoma	1	18	18.0	0	18
Oklahoma State	0	0	0	0	0
Baylor	3	64	22.0	0	28
TCU	0	0	0	0	0
Texas Tech	0	0	0	0	0
Texas	0	0	0	0	0
Kansas					
Iowa State					
Kansas State					
Totals	4	82	20.5	0	28

2015 Single-Game Bests


Punt Returns.....2 vs. Oklahoma State
Return Yards 15 vs. Liberty
Touchdowns.....
Long Return..... 15 vs. Liberty
Kickoff Returns3 at Baylor
Return Yards64 at Baylor
Touchdowns.....
Long Return.....28 at Baylor

Jennings' Punt Return Statistics

Year	Games	No.	Yards	Avg.	TD	Long
2015	9	8	34	4.3	0	15

Jennings' Kick Return Statistics

Year	Games	No.	Yards	Avg.	TD	Long
2015	9	4	82	20.5	0	28



Jovon DURANTE

Height: 6-0 | Weight: 165 | Class: Freshman
Last School: Miramar | Hometown: Miami, Fla.

2015 Notes

- ▶ Ranks No. 34 nationally; No. 4 in the Big 12 in kickoff return average per game (24.9)
- ▶ Two kickoff returns vs. Texas Tech for 55 yards with a long of 29. Also had a 26-yard kickoff return vs. Texas Tech
- ▶ One kickoff return at TCU for 18 yards
- ▶ Long return on the year of 43 yards at Baylor
- ▶ Season-high six kickoff returns against Oklahoma State
- ▶ Saw first collegiate action as true freshman against Georgia Southern

2015 Game-By-Game Kickoff Return Statistics

Opponent	No.	Yards	Avg.	TD	Lg
Ga. Southern	0	0	0	0	0
Liberty	0	0	0	0	0
Maryland	0	0	0	0	0
Oklahoma	1	36	36.0	0	36
Oklahoma State	6	122	20.3	0	30
Baylor	1	43	43.0	0	43
TCU	1	18	18.0	0	18
Texas Tech	2	55	27.5	0	29
Texas	0	0	0.0	0	0
Kansas					
Iowa State					
Kansas State					
Totals	11	274	24.9	0	43

2015 Single-Game Bests

Kickoff Returns6 vs. Oklahoma State
Return Yards122 vs. Oklahoma State
Return Touchdowns
Long Return.....43 at Baylor

Durante's Kickoff Return Statistics

Year	Kickoff Returns	Yards	Avg.	Long
2015	11	274	24.9	43



Shelton GIBSON

Height: 5-11 | Weight: 193 | Class: Redshirt Sophomore
Last School: Cleveland Heights | Hometown: Cleveland, Ohio

2015 Notes

- ▶ Two-year kickoff returner for WVU
- ▶ Tied for No. 7 nationally; tied for No. 2 in the Big 12 in kickoff return touchdowns (1)
- ▶ Had a 100-yard return for a touchdown at Baylor
- ▶ Ninth Mountaineer to have a 100-yard kickoff return
- ▶ Posted 277 all-purpose yards at Baylor, 14th best in WVU history

2015 Game-By-Game Kickoff Return Statistics

Opponent	No.	Yards	Avg.	TD	Lg
Ga. Southern	0	0	0	0	0
Liberty	1	25	25.0	0	25
Maryland	0	0	0	0	0
Oklahoma	2	30	15.0	0	15
Oklahoma State	1	32	32.0	0	32
Baylor	5	185	37.0	1	100
TCU	0	0	0.0	0	0
Texas Tech	0	0	0.0	0	0
Texas	0	0	0.0	0	0
Kansas					
Iowa State					
Kansas State					
Totals	9	272	30.2	1	100

2015 Single-Game Bests

Kickoff Returns5 at Baylor
Return Yards185 at Baylor
Return Touchdowns1 at Baylor
Long Return.....100 at Baylor

Gibson's Career Bests

Kickoff Returns6 vs. Kansas State ('14)
Return Yards185 at Baylor ('15)
Return Touchdowns1 at Baylor ('15)
Long Return.....100 at Baylor ('15)

Gibson's Kickoff Return Statistics

Year	Kickoff Returns	Yards	Avg.	Long
2015	9	272	30.2	100
2014	13	250	19.2	42
Totals	22	522	23.7	100



Sklyer HOWARD

Karl JOSEPH

Game No. 1: West Virginia 44, Georgia Southern 0

MORGANTOWN, W.Va. (Sept 5, 2015) - Led by its veteran defense, West Virginia opened the 2015 season with an impressive, 44-0, shutout of Georgia Southern and its option offense.

The Eagles did not complete a pass until late in the third quarter and were held to just two completions and 29 yards through the air. Leading the Mountaineer defensive performance was senior Karl Joseph with three interceptions and a forced fumble to go along with a game high eight tackles.

For its part, the Mountaineer offense connected on big plays throughout the night and eventually broke the game open in the second half.

The scoring started fairly early in the first quarter on the game's opening possession. Much had been made in the preseason of West Virginia's young and talented receiving corps and the season's first touchdown went to a true freshman.

Finishing off a nine-play, 87-yard drive was quarterback Sklyer Howard's 41-yard bomb to Jovon Durante, marking the freshman's first career catch.

West Virginia has an All-American kicker and Lou Groza finalist in junior Josh Lambert, and the Mountaineers put his leg to work for the rest of the first half.

Lambert was called on to attempt his first field goal of the season at the 7:59 mark, and he converted from 26-yards out, ending the scoring in the opening quarter in favor of WVU, 10-0.

Lambert's kicking leg came in handy again in the second quarter as his 32-yard field goal ended a 66-yard scoring drive, before his 22-yarder closed a 65-yard drive and gave the Mountaineers a 16-0 advantage at the half.

While West Virginia chalked up 319 yards of total offense in the first half, the Eagles had just 89 total yards but still only trailed by two scores.

That soon changed in the second half, as the WVU offense erupted for 28 points and the first

half field goals turned in to second half touchdowns.

Joseph's second interception set up running back Rushel Shell's six-yard touchdown run at the 9:06 mark of the third.

Howard then threw his second touchdown pass in the game at the 4:19 mark, when he found Shelton Gibson for a 26-yard scoring strike and a 30-0 Mountaineer advantage.

Joseph's third interception in the quarter led to West Virginia's next score early in the fourth. Howard found receiver Daikiel Shorts for a 26-yard

pass, setting up Wendell Smallwood's 19-yard scoring run on the very next play. The rushing score sealed an impressive 85-yard drive in just six plays, giving WVU a 37-0 lead.

The Mountaineers finished the game's scoring with 2:26 left, when backup quarterback William Crest Jr. marched the Mountaineers on a 10-play, 41-yard drive that ended with Crest's two-yard run.

Gibson and Durante both made their first starts for the Mountaineers and responded with 100-yard receiving efforts. Gibson had three catches for 130 yards and a score, while Durante finished with three receptions for 121 yards and a touchdown. Ironically, both long receptions by the two receivers went for 57 yards.

Howard was solid with 16 completions for 359 yards, and Wendell Smallwood led the rushing effort with 96 yards and a score. In addition to the play of Joseph, a preseason All-American, the WVU defense got a strong performance out of senior linebacker Nick Kwiatkoski with seven tackles and two TFL

Final totals for West Virginia stood at 185 yards rushing and 359 passing for 544 yards of total offense on just 66 plays for an average of 8.4 yards per play.

With the win, West Virginia recorded back-to-back shutouts in home openers and improved to 88-31-4 all-time in season openers and 31-4-1 in openers at Milan Puskar Stadium.

Scoring and Statistical Summary

	1	2	3	4	F
Ga. Southern	0	0	0	0	0
West Virginia	10	6	14	14	44

1st	WVU - Jovon Durante 41 pass from Sklyer Howard (Josh Lambert kick) WVU - Lambert 26 FG
2nd	WVU - Lambert 32 FG WVU - Lambert 22 FG
3rd	WVU - Rushel Shell 6 rush (Lambert kick) WVU - Shelton Gibson 26 pass from Howard (Lambert kick)
4th	WVU - Wendell Smallwood 19 rush (Lambert kick) WVU - William Crest 2 rush (Lambert kick)

	GSU	WVU
First Downs	14	21
Rushes/Yards	57/195	40/185
Passing Yardage	29	359
Passes	2/13/4	16/26/0
Punts	5/232/46.4	4/177/44.2
Fumbles/Lost	2/1	1/0
Return Yardage	96	0
Penalties/Yards	1/15	5/37
Time of Possession	34:07	25:53

WVU RUSHING: Smallwood 11-96, Shell 8-42; WVU PASSING: Howard 16-25-0-359; WVU RECEIVING: Gibson 3-130, Durante 3-121; WVU TACKLES (TFL/QS): Joseph 8, Kwiatkoski 7 (2/0) Rose 6; WVU INTERCEPTIONS: Joseph (3), Askew Henry (1).

GSU RUSHING: Breida 17-70, Upshaw 16-64; GSU PASSING: Upshaw 2-13-4-29; GSU RECEIVING: Keaton 1-17, Johnson 1-12; GSU TACKLES (TFL/QS): Dobson 7, Jones 6, Gallon 6 (1/1), Williams 6 (1/0); GSU INTERCEPTIONS: None.

Attendance - 55,182



Al-Rasheed BENTON

Jovon DURANTE

Game No. 2: West Virginia 41, Liberty 17

MORGANTOWN, W.Va. (Sept 12, 2015) - West Virginia captured win No. 2 on the season with a 41-17 victory over Liberty at Milan Puskar Stadium.

The Mountaineers used a very efficient offense and solid defensive play to defeat the Flames. Efficiency came in the form of quarterback Skyler Howard who completed 21 passes on 26 attempts for 263 yards and three touchdowns.

Defensively, West Virginia shut out the Flames in the first half, giving the unit seven straight quarters of shutout football dating back to 2014. Punter Nick O'Toole also kept Liberty in poor field position for most of the game by pinning two punts inside the three-yard line and averaging almost 50 yards per punt.

The Mountaineer offense was able to march on the Flames in the first quarter with an 11-play and a 10-play drive that stalled in the red zone. Kicker Josh Lambert put the Mountaineers on the board at the 12:21 mark with a 28-yard field goal, followed by a 25-yarder at the 4:21 mark.

Leading 6-0 going in the second quarter, West Virginia finally turned drives into touchdowns to open up a 20-0 lead at the half.

Early in the second, Howard led the offense on a 71-yard drive that was highlighted by a 52-yard touchdown reception by receiver Shelton Gibson, upping the WVU advantage to 13-0.

Running back Wendell Smallwood closed out the scoring in the first half as he recovered his own fumble in the end zone for a West Virginia touchdown. Smallwood's run capped off an 11-play, 64-yard drive in 4:12. He gained four yards before fumbling and earned the additional yard by recovering the football in the end zone for the score.

West Virginia added another touchdown in the third quarter before the Liberty offense got on track and lit up its side of the board.

With 8:11 remaining in the third quarter, Howard again struck through the air with a 10-yard pass to Jovon Durante, putting the Mountaineers up 27-7.

Liberty came into the game with a highly touted offense and after missing three field goals in the first half, the Flames got on the board with 4:35 left in the quarter.

Quarterback Josh Woodrum ran the Flame offense well in the first half only to be kept off the board by the missed field goals. This time Woodrum connected on a seven-yard touchdown to Todd Macon, ending a 78-yard drive.

West Virginia answered the touchdown with one of its own with just 32 seconds left in the quarter. Howard tossed a four-yard pass to fullback Elijah

Wellman for WVU's sixth score on the day.

Early in the fourth, Liberty kicker John Lunsford finally connected on a field goal by hitting a 49-yarder, putting the Flames deficit at 34-10. Woodrum then struck with the deep pass by connecting with Zac Parker on a 60-yard scoring strike to put the score at 34-17 in favor of WVU.

The Mountaineers ended the scoring with just 3:36 left on Smallwood's five-yard rush.

Aside from the efficiency of Howard, West Virginia got good offensive numbers from Smallwood with two scores and 88 yards rushing. Howard added 68 yards rushing to go along with his strong passing totals, and Gibson finished with 81 yards receiving, followed by Daikiel Shorts with 78 yards.

On defense, linebackers Nick Kwiatkoski and Al-Rasheed Benton along with defensive back Dravon Askew-Henry all totaled seven tackles.

For Liberty, Woodrum passed for 280 yards, Desmond Rice rushed for 37 and Dante' Shells had 71 yards receiving to pace the offense. On the defensive side of the ball for the Flames, Nick Newman and Avery James combined for 19 tackles, three TFL and one sack

Final totals showed West Virginia with 172 yards rushing and 313 through the air for 485 yards of offense. Liberty rushed for 92 yards and passed for 280 to total 372 yards.

With the win, WVU moves to 16-0 all-time against FCS schools.

Scoring and Statistical Summary

	1	2	3	4	F
Liberty	0	0	7	10	17
West Virginia.....	6	14	14	7	41

1st	WVU - Josh Lambert 28 FG WVU - Lambert 25 FG	
2nd	WVU - Shelton Gibson 52 pass from Skyler Howard (Lambert kick) WVU - Wendell Smallwood 0 fumble recovery (Lambert kick)	
3rd	WVU - Jovon Durante 10 pass from Howard (Lambert kick) LU - Todd Macon 7 rush (John Lunsford kick) WVU - Elijah Wellman 4 pass from Howard (Lambert kick)	
4th	WVU - Lunsford 49 FG LU - Zac Parker 60 pass from Josh Woodrum (Lunsford kick) WVU - Smallwood 5 rush (Lambert kick)	

	LU	WVU
First Downs	17	25
Rushes/Yards	28/92	45/172
Passing Yardage	280	313
Passes	21/33/0	27/32/0
Punts	4/155/38.8	3/149/49.7
Fumbles/Lost	1/0	1/0
Return Yardage	109	61
Penalties/Yards	4/26	6/58
Time of Possession	30:33	29:27

WVU RUSHING: Smallwood 15-88, Howard 12-68; WVU PASSING: Howard 21-26-0-263; WVU RECEIVING: Durante 7-60, Shorts 4-78, Jennings 4-28, Smallwood 4-24; WVU TACKLES (TFL/QS): Henry 7, Kwiatkoski 7 (1/0), Benton 7 (2/0), WVU INTERCEPTIONS: None.

LU RUSHING: Rice 11-37, Macon 8-31; LU PASSING: Woodrum 21-32-0-280; LU RECEIVING: Shells 4-71, Peterson 4-64; LU TACKLES (TFL/QS): Newman 10 (1/0), James 9 (2/1); LU INTERCEPTIONS: None.

Attendance - 52,899



TerrellCHESTNUT

WendellSMALLWOOD

Game No. 3: West Virginia 45, Maryland 6

MORGANTOWN, W.Va. (Sept 26, 2015) - No matter how you look at it, West Virginia turned in a dominating performance in game three of the 2015 season with a lopsided 45-6 victory over Maryland.

Pregame festivities included the induction of the 25th WVU Sports Hall of Fame class, which included football's Amos Zereoue, Ken Herock and Bobby Bowden, the 40th anniversary reunion of the 1975 Peach Bowl championship team and country music star Brad Paisley becoming only the second person in Milan Puskar Stadium history to sing "Take Me Home, Country Roads" live in a pregame performance.

However, none of the festivities provided a distraction to the Mountaineers, who were focused on the non-conference matchup between the Big 12 and Big Ten.

The Mountaineers started fast and never looked back. On WVU's opening possession, quarterback Skyler Howard found fullback Elijah Welman for a seven-yard touchdown, and the score would pave the way for a 21-point first quarter for WVU.

West Virginia started the game by scoring on four of its first five drives, with the lone non-scoring drive ending with a missed field goal.

The West Virginia defense came up with five interceptions in the game, which put the Mountaineers in great field position, and an efficient offense made the most of the turnovers.

WVU added to its seven-point advantage with a Wendell Smallwood four-yard rush, before closing the first quarter on Howard's 15-yard touchdown pass to receiver Shelton Gibson.

The first score of the second quarter was one of the prettiest deep scoring passes you will see as Howard hit Gibson in stride behind a Terp defender for a 41-yard touchdown strike and a 28-0 WVU advantage.

That pass ended a five-play, 80-yard drive, and while the Mountaineer defense kept the pressure on, the offense kept its foot on the gas pedal. By

adding two more scores before the half, West Virginia took a 38-0 lead in the locker room. Tailback Rushel Shell scored on a two-yard rush, and kicker Josh Lambert added a 48-yard field goal as time expired.

WVU punter Nick O'Toole averaged 45.2 yards per punt with long punts of 56 and 54 yards to continue the poor field position for the Terps. O'Toole even managed to extend one WVU drive with a 13-yard fake punt on 4th-and-12. Relegated to a mostly running attack to kill the clock in the second half, West Virginia got its last score at the

12:48 mark of the fourth quarter, when Howard hit receiver Daikiel Shorts Jr., for a one-yard TD pass.

Maryland managed to get on the board with 11:45 remaining, when Daxx Garman converted on a 46-yard scoring pass to receiver Jahrviss Davenport.

Smallwood had a big day rushing with 147 yards and one score. Shell contributed 77 yards rushing and more than 100 all-purpose yards. Howard once again was strong with 21 completions on 33 attempts for 294 yards and four touchdowns. Gibson hauled in six passes for 118 yards and two scores to lead all receivers.

On defense, the Mountaineers held the Terps to just 80 total yards in the first half, including only three passing yards. Leading the unit was Jared Barber with five tackles, while Karl Joseph, KJ Dillion, Terrell Chestnut, Daryl Worley and Jeremy Tyler all recorded interceptions. Chestnut even saved a score by running down Terp running back Brandon Ross and forcing a fumble at the one-yard line that resulted in a touchback.

Ross topped Maryland's offense with 130 yards rushing, and Antwaine Carter collected 14 tackles and three TFLs.

Final numbers showed WVU with a balanced 304 yards rushing and 297 passing for 601 total yards. Maryland finished with 173 on the ground and 153 passing for 326 total yards.

WVU now has won two straight in the series with the Terps and leads 28-22-2.

Scoring and Statistical Summary

	1	2	3	4	F
Maryland	0	0	0	6	6
West Virginia	21	17	0	7	45

- 1st WVU - Elijah Wellman 7 pass from Skyler Howard (Josh Lambert kick)
WVU - Wendell Smallwood 4 rush (Lambert kick)
WVU - Shelton Gibson 15 pass from Howard (Lambert kick)
- 2nd WVU - Gibson 41 pass from Howard (Lambert kick)
WVU - Rushel Shell 2 rush (Lambert kick)
WVU - Lambert 48 FG
- 4th WVU - Daikiel Shorts 1 pass from Howard (Lambert kick)
UMD - Jahrviss Davenport 46 pass from Daxx Garman (Garman rush failed)

	UMD	WVU
First Downs	14	37
Rushes/Yards	29/173	59/304
Passing Yardage	153	297
Passes	14/36/5	23/37/1
Punts	7/273/39.0	4/181/45.2
Fumbles/Lost	1/1	2/1
Return Yardage	81	64
Penalties/Yards	10/100	10/124
Time of Possession	23:26	36:34

WVU RUSHING: Smallwood 22-147, Shell 15-77; WVU PASSING: Howard 21-33-0-294; WVU RECEIVING: Gibson 6-118, Thompson 3-42; WVU TACKLES (TFL/QS): Barber 5 (1/0), Kwiatkoski 4 (1/1), Joseph 4 (1/1); WVU INTERCEPTIONS: Joseph, Worley, Chestnut, Dillon, Tyler.

UMD RUSHING: Ross 15-130; UMD PASSING: Rowe 10-27-4-67; UMD RECEIVING: Edwards 3-33, Brown 3-26; UMD TACKLES (TFL/QS): Carter 14 (3/0), Brooks 10 (1/0), Henty 10; UMD INTERCEPTIONS: Nixon.

Attendance - 61,174



Nick **KWIATKOSKI**

Wendell **SMALLWOOD**

Game No. 4: No. 15/14 Oklahoma 44, No. 23/21 West Virginia 24

NORMAN, Okla. (Oct. 3, 2015) - No. 23/21 West Virginia suffered its first loss of the 2015 season with a 44-24 defeat at No. 15/14 Oklahoma in front of 83,384 fans at Gaylord Family-Oklahoma Memorial Stadium.

The Mountaineers could not overcome two fumbles and three interceptions, resulting in 13 points for the Sooners. While Oklahoma turned the ball over two times, WVU could only muster three points off those turnovers.

Both teams traded possessions to start the game, before the Sooners broke through on their second drive. Quarterback Baker Mayfield found Mark Andrews for a 17-yard touchdown pass to open the game's scoring at the 8:45 mark of the first quarter. Mayfield drove the Sooners 74 yards in just four plays for the score.

West Virginia answered at the beginning of the second quarter, when tailback Rushel Shell powered in from five yards away to tie the score at 7-7. Shell's rush finished an 86-yard drive for the Mountaineers.

The tie was short-lived as just 51 seconds later the Sooners took command once again; receiver Sterling Shepard hauled in a 28-yard pass from Mayfield to cap a 75-yard scoring drive.

The Sooners went on to score three more times in the quarter for a 24-7 lead at the half.

They increased their advantage to 17-7 on Austin Seibert's 40-yard field goal, before tailback Joe Mixon closed out first-half scoring with a 35-yard scamper, ending an 83-yard drive.

When the Sooners scored in the first half, they usually took advantage of the big play, finishing with 12 plays of 20 yards or more. First half scoring drives for OU consumed 74, 75 and 83 yards.

But the game was far from over and WVU came out strong in the third quarter to pull with three at 27-24 with 0:58 seconds left in the third.

A Skyler Howard touchdown pass to freshman Jovon Durante at the 9:40 mark pulled the Mountaineers to within 10, at 24-14. Then West Virginia took advantage of a Sooner fumble and converted a 23-yard field goal by Josh Lambert to

close the gap to 24-17 with 6:57 left in the third.

Oklahoma bounced back with a 25-yard Seibert field goal, before Howard shocked the Sooner faithful with a 50-yard touchdown run on 4th-and-2, putting the score at 27-24 in favor of the Sooners with just 58 ticks left in the quarter.

As the Mountaineers gained the momentum and seemingly were on the verge of taking control of the game, Oklahoma struck a deadly blow just 45 seconds later, when Mayfield found Durrion Neal down the left sideline for a 71-yard

touchdown dagger and a 34-24 OU advantage heading into the fourth.

With West Virginia having to play catch-up, the Oklahoma defense unleashed a furious pass rush on the Mountaineers and turnovers aided the Sooners to 10 more points to end the scoring.

Jordan Evans picked up a Howard fumble and raced 41 yards for a touchdown, before Seibert closed out the scoring with a 44-yard field goal off of a WVU interception.

West Virginia had a strong day running the football as tailback Wendell Smallwood turned in his second straight 100-yard rushing performance with 111 yards on 22 carries. Backfield teammate Rushel Shell added 72 yards to the ground attack. Linebacker Nick Kwiatkoski was solid for the Mountaineer defense with 11 tackles and one sack for a loss of six yards.

Mayfield had a strong day for OU, finishing with 320 yards passing and three touchdowns. Dede Westbrook led the Sooner receivers with 107 yards on just five catches. For the second straight year, WVU could not handle OU's Eric Striker, as he finished with 13 tackles, three TFLs and two sacks. OU totaled seven sacks and 12 TFLs in the game.

Final numbers showed WVU with a solid running game of 196 yards to go along with 173 passing to total 369 yards. The Mountaineer defense held OU to just 107 yards rushing, but the Sooners struck for 320 yards passing to total 427 yards.

Scoring and Statistical Summary

	1	2	3	4	F
West Virginia.....	0	7	17	0	24
Oklahoma.....	7	17	10	10	44

- 1st OU - Mark Andrews 17 pass from Baker Mayfield (Austin Seibert kick)
- 2nd WVU - Rushel Shell 5 rush (Josh Lambert kick)
OU - Sterling Shepard 28 pass from Mayfield (Seibert kick)
OU - Seibert 40 FG
OU - Joe Mixon 35 rush (Seibert kick)
- 3rd WVU - Jovan Durante 1 pass from Skyler Howard (Lambert kick)
WVU - Lambert 23 FG
OU - Seibert 25 FG
WVU - Howard 50 rush
OU - Durrion Neal 71 pass from Mayfield (Seibert kick)
- 4th OU - Jordan Evans 41 fumble recovery (Seibert kick)
OU - Seibert 44 FG

	WVU	OU
First Downs	27	16
Rushes/Yards	54/196	33/107
Passing Yardage	173	320
Passes	17/32/3	14/25/1
Punts	7/326/46.6	5/217/43.4
Fumbles/Lost	2/2	1/1
Return Yardage	97	203
Penalties/Yards	11/111	12/134
Time of Possession	33:11	26:49

WVU RUSHING: Smallwood 22-111, Shell 20-72; WVU PASSING: Howard 17-32-3-173; WVU RECEIVING: Durante 4-44, Thompson 3-46, Gibson 3-35; WVU TACKLES (TFL/QS): Kwiatkoski 11 (1/1), Dillon 7, Barber 6 (1/1); WVU INTERCEPTIONS: Joseph.

OU RUSHING: Perine 16-65, Mixon 6-43; OU PASSING: Mayfield 14-25-1-320; OU RECEIVING: Westbrook 5-107; OU TACKLES (TFL/QS): Striker 11 (1/1), Evans 9 (2/1); OU INTERCEPTIONS: J. Thomas 2, A. Thomas.

Attendance - 84,384



WendellSMALLWOOD

JaredBARBER

Game No. 5: No. 21/19 Oklahoma State 33, West Virginia 26 (OT)

MORGANTOWN, W.Va. (Oct. 10, 2015) -

Despite a second half comeback that saw a 15-point deficit erased, West Virginia could not overcome four turnovers and lost a 33-26 overtime decision to No. 21/19 Oklahoma State at sold-out Milan Puskar Stadium.

The Mountaineers started slow, which enabled the Cowboys to build a 17-2 lead at the half. The first score in the game came at the 4:45 mark of the first quarter when defensive lineman Emmanuel Ogbah recovered a Skyler Howard fumble in the end zone for a 7-0 OSU advantage.

Tailback Rushel Shell's fumble set up Oklahoma State's next score at the 14:02 mark of the second quarter. The Cowboys took advantage of great field position and padded their lead on Rennie Childs' one-yard run.

A Wendell Smallwood fumble deep in Oklahoma State territory was actually beneficial to the Mountaineers. While the fumble ended a scoring threat, it backed the Cowboys so deep that WVU defensive lineman Kyle Rose's sack of OSU quarterback Mason Rudolph resulted in a safety and the first two points of the night for the Mountaineers.

First-half scoring ended at the 3:43 mark of the second quarter, when the Cowboys converted on their longest drive of the half (76 yards) with a 21-yard Ben Grogan field goal, giving them a 17-2 lead at the intermission.

West Virginia got the ball to start the second half, and the comeback was on. The opening possession of the third quarter resulted in West Virginia's first touchdown, as Smallwood rushed in from 29 yards out, putting the score at 17-9.

The Cowboys were not rattled and answered the scored at the 9:20 mark of the third, when backup QB J.W. Walsh hit Blake Jarwin in the back of the end zone for a four-yard scoring reception. After what turned out to be a key extra point miss, the Cowboys led 23-9 with plenty of time left.

West Virginia scored the next 10 points in the game, with the first seven coming on Howard's 48-yard bomb in stride to receiver Shelton Gibson

to put the final touch on a 75-yard drive.

Josh Lambert's 38-yard field goal to start the fourth quarter made it a 23-19 game, but the Cowboys seem poised to put the game away on Devante Averette's interception on the WVU 11-yard line. The Mountaineer defense held the Cowboys to a field goal, setting the stage for the offense to tie the game.

Howard led the Mountaineers on a 10-play, 68-yard drive that used a good mixture of the run and pass. It was Howard's three-yard rush with just

2:44 remaining that tied the game at 26-26, thanks to the OSU missed extra point back in the third quarter, and set the stage for overtime.

Oklahoma State started with the ball first and got down to the WVU two-yard line where the Cowboys faced a 4th-and-1. Head Coach Mike Gundy elected to go for a first down instead of kicking a field goal, and the run by Walsh not only resulted in a first down but a touchdown.

West Virginia's chance in overtime saw the Mountaineers get down to the OSU four-yard line, but the game ended when they could not convert on fourth down.

The Mountaineer running game was strong behind Smallwood, who rushed for 147 yards. Howard finished with 188 yards passing, and Gibson led all receivers with 84 yards. Shaq Petteway led the defensive effort with eight tackles.

Rudolph led the Oklahoma State rushers from his quarterback position with 48 yards in addition to 218 yards passing. David Glidden topped the Cowboy receiving effort with five catches for 50 yards, while Tre Flowers led the defense with 13 tackles.

Final numbers showed West Virginia with 255 yards on the ground and 188 through the air for 443 yards of total offense. The Oklahoma State running game struggled to 134 yards rushing and mixed with 228 yards passing left the Cowboys with 362 yards of total offense.

Scoring and Statistical Summary

	1	2	3	4	OT	F
Oklahoma State	7	10	6	4	7	33
West Virginia	0	2	14	10	0	26

1st	OSU - Emmanuel Ogbah 0 fumble recovery (Ben Grogan kick)	
2nd	OSU - Rennie Childs 1 rush (Grogan kick)	
	WVU - Kyle Rose safety	
	OSU - Grogan 21 FG	
3rd	WVU - Wendell Smallwood 29 rush (Josh Lambert kick)	
	OSU - Blake Jarwin 4 pass from J.W. Walsh (Grogan kick failed)	
	WVU - Shelton Gibson 48 pass from Skyler Howard (Lambert kick)	
4th	WVU - Lambert 38 FG	
	OSU - Grogan 22 FG	
	WVU - Howard 3 run (Lambert kick)	
OT	OSU - Walsh 2 rush (Grogan kick)	

	OSU	WVU
First Downs	20	26
Rushes/Yards	38/134	61/255
Passing Yardage	228	188
Passes	22/43/3	18/37/1
Punts	8/359/44.9	8/381/47.6
Fumbles/Lost	1/0	5/3
Return Yardage	44	157
Penalties/Yards	7/55	11/107
Time of Possession	28:51	31:09

WVU RUSHING: Smallwood 19-147; WVU PASSING: Howard 18-35-1-188; WVU RECEIVING: Gibson 5-84, Shorts 5-41; WVU TACKLES (TFL/QS): Petteway 8, Barber 7 (3/0), Chestnut 7; WVU INTERCEPTIONS: Chestnut, Kwiatkoski, Worley.

OSU RUSHING: Rudolph 7-48, Childs 10-34; OSU PASSING: Rudolph 20-40-3-218; OSU RECEIVING: Glidden 5-50, Jarwin 3-37; OSU TACKLES (TFL/QS): Flowers 13 (1/0), Burton 11 (1/0), Whitener 11, Sterns 10; OSU INTERCEPTIONS: Averette.

Attendance - 60,410



DavidSILLS

DravonASKEW-HENRY

Game No. 6: No. 2/2 Baylor 62, West Virginia 38

WACO, TEXAS (Oct. 19, 2015) - Baylor used five touchdown passes from quarterback Seth Russell to defeat West Virginia, 62-38, in front of 45,370 at McLane Stadium.

The Bears threw six touchdown passes in all and posted 389 passing yards in the contest. Using both the quick strike offense and sustained drives, Baylor never trailed in handing West Virginia its third straight defeat.

However, the Mountaineers did match the Baylor offensive explosion in the first half, by tying the score and then pulling within three, before the half ended with a 10-point Baylor lead.

Baylor scored first on the opening possession with the quick strike, as the Bears went 80 yards in four plays and took a 7-0 lead on Russell's 16-yard scamper. The big play in the drive was Russell's 50-yard completion to receiver Corey Coleman.

The Mountaineers answered the score with a big play, when quarterback Skyler Howard connected with receiver Shelton Gibson for a 70-yard pass play to tie the game at 7-7.

Baylor added two more scores in the quarter, as Russell hit Coleman for a two-yard pass play to end a 73-yard drive. Kicker Chris Callahan then converted on a 36-yard field goal, giving the Bears a 17-7 advantage.

Early second quarter action saw the Mountaineers pull to within three at 17-14, when Howard connected with Cody Clay for a six-yard touchdown reception.

The Bears extended the lead back to 10, when Coleman caught his second touchdown pass in the game on a 11-yard reception from Russell at the 12:24 mark.

To close out the first half, both teams traded field goals. West Virginia's Josh Lambert converted on one from 25 yards with 4:55 left to end a 72-yard drive and cut the Baylor lead down to seven at 24-14.

But the gap was extended back to 10 points with 1:42 left as a 10-play, 56-yard drive ended with a 36-yard Callahan field goal, giving Baylor a 27-17 advantage at the half.

While West Virginia kept the game in striking distance in the first half, third quarter action saw Baylor outscore the Mountaineers 21-7 to break the game open.

Coleman's third touchdown catch was a 33-yarder from Russell, ending an 82-yard drive, while teammate Jay Lee added touchdown catches of 36 yards and 52 yards in the quarter, ending drives of 75 and 52 yards for the Bears.

West Virginia's score in the quarter came at the 7:15 mark, when Howard hit true freshman

David Sills for a 35-yard touchdown toss. Sills, listed on the roster as a quarterback, saw his first action and performed well as a receiver catching two passes for 64 yards.

Both teams added two touchdowns in the fourth quarter. Running back Shock Linwood scored for Baylor on an 11-yard run, and Trevor Clemmons-Valdez hauled in a nine-yard touchdown catch.

West Virginia's scores came on a five-yard pass from Howard to Daikiel Shorts and a pretty 100-yard kickoff return by Gibson.

On the day, Howard finished with a solid 289 yards passing and four touchdowns. Wendell Smallwood led the rushing effort with 89 yards, and Gibson's strong day included three catches for 92 yards, along with 185 yards in returns to total 277 all-purpose yards and two touchdowns. On the defensive side, linebacker Shaq Petteway led the way with eight tackles.

Russell led the Baylor attack with 380 yards passing and five touchdowns. Along with his rushing score, he accounted for six touchdowns in the game and added an impressive 160 rushing yards to total 540 yards of total offense. Coleman caught 199 of those passing yards and collected three scores.

The offensive showdown saw WVU with 471 yards of total offense on 83 plays, while Baylor collected 693 total yards on 84 plays.

With the win, Baylor evened the series with West Virginia at 2-2.

Scoring and Statistical Summary

	1	2	3	4	F
West Virginia.....	7	10	7	14	38
Baylor	17	10	21	14	62

- 1st BU - Seth Russell 16 rush (Chris Callahan kick)
WVU - Shelton Gibson 70 pass from Skyler Howard (Josh Lambert kick)
BU - Corey Coleman 2 pass from Russell (Callahan kick)
BU - Callahan 36 FG
- 2nd WVU - Cody Clay 6 pass from Howard (Lambert kick)
BU - Coleman 11 pass from Russell (Callahan kick)
WVU - Lambert 25 FG
BU - Callahan 36 FG
- 3rd BU - Coleman 33 pass from Russell (Callahan kick)
WVU - David Sills 35 pass from Howard (Lambert kick)
BU - Jay Lee 36 pass from Russell (Callahan kick)
BU - Lee 52 pass from Russell (Callahan kick)
BU - Shock Linwood 11 rush (Callahan kick)
- 4th WVU - Daikiel Shorts 5 pass from Howard (Lambert kick)
BU - Trevor Clemons-Valdez 9 pass from Jarrett Stidham (Callahan kick)
WVU - Gibson 100 kickoff return (Lambert kick)

	WVU	BU
First Downs	22	34
Rushes/Yards	44/182	50/304
Passing Yardage	289	389
Passes	18/39/1	21/34/0
Punts	4/190/47.5	2/84/42.0
Fumbles/Lost	0/0	3/0
Return Yardage	292	167
Penalties/Yards	8/80	6/80
Time of Possession	32:52	27:08

WVU RUSHING: Smallwood 12-89; WVU PASSING: Howard 18-37-1-289; WVU RECEIVING: Gibson 3-92, Sills 2-64; WVU TACKLES (TFL/QS): Petteway 8 (1/0), Kwiatkoski 6 (1/0), Preston 6 (2/0); WVU INTERCEPTIONS: None.

BU RUSHING: Russell 14-160, Linwood 19-84; BU PASSING: Russell 20-33-0-380; BU RECEIVING: Coleman 10-199, Cannon 7-92; BU TACKLES (TFL/QS): Stewart 9, Young 9 (2/0), Blanchard 9; BU INTERCEPTIONS: Reid.

Attendance - 45,370



KJDILLON

WendellSMALLWOOD

Game No. 7: No. 5/3 TCU 40, West Virginia 10

FORT WORTH, TEXAS (Oct. 29, 2015) - No. 5/3 TCU used 472 yards of total offense from senior quarterback Trevone Boykin to defeat West Virginia, 40-10, in a Thursday night encounter at Amon G. Carter Stadium.

Boykin completed 32 passes for 388 yards and three touchdowns, in addition to leading the Horned Frogs in rushing with 84 yards and one score.

Boykin was one half of the TCU dynamic duo, as receiver Josh Doctson continued to prove why he is one of the best receivers in the country. Doctson teamed with Boykin to be on the receiving end of 11 catches for 183 yards and two touchdowns, as the TCU offense was simply too much to handle on this pleasant fall night in Fort Worth.

TCU started the scoring with a 12-play, 91-yard drive that saw Doctson pull in a 17-yard touchdown pass from Boykin at the 8:46 mark of the first quarter.

The Horned Frogs added two more scores in the quarter to open up a 17-0 advantage. Boykin finished off an 81-yard drive with a two-yard rushing touchdown. The scoring run came after he had already turned in runs of 27 and 31 yards on the drive.

With 1:01 left in the quarter, kicker Jaden Oberkrom added a 20-yard field goal to close the scoring in the first 15 minutes of play.

West Virginia battled back early in the second quarter, when junior quarterback Skyler Howard found his favorite receiver, Shelton Gibson, for a 32-yard scoring toss.

The Mountaineers then closed the gap to just seven points at the 5:02 mark, when kicker Josh Lambert converted on a 51-yard field goal, putting the score at 17-10.

However, from that point on the scoring was all TCU. The Horned Frogs struck back with two more Oberkrom field goals to take a 23-10 lead at the half.

The kicker hit from 23 yards out with 1:05 left in the half, and then made good from 57 yards as time expired for the 13-point TCU advantage.

The bad news for West Virginia was that TCU got the ball first in the third quarter and took advantage of a 29-yard Boykin run and a 21-yard rush from tailback Aaron Green to set up a seven-yard touchdown pass from Boykin to Kyle Hicks. Before the home faithful got back in their seats to start the second half, the Horned Frogs had extended their lead to 30-10.

One more TCU score in the third quarter came at the 9:25 mark, when Boykin hooked up with Doctson again, this time for a nine-yard scoring

toss to end an 82-yard drive in 2:11.

The final points came off the leg of Oberkrom with 14:05 left. He connected on his fourth field goal, this one from 43 yards, to give the Horned Frogs a 40-10 advantage.

Aside from the impressive play from Boykin and Doctson, Oberkrom added 16 points in the win, and Ty Summers topped the Horned Frogs defensive effort with 10 tackles.

The Mountaineers were hurt by several dropped passes and nine penalties for 114 yards, but did find a bright spot in the rushing of tailback Wendell Smallwood, who had 113 yards. Defenders KJ Dillon, Nick Kwiatkoski and Noble Nwachukwu added seven tackles each and combined for four TFLs and one sack. Punter Nick O'Toole was solid with a 45.6 punting average on seven punts with a long of 54 yards.

Final totals in the game saw West Virginia with 167 yards rushing and 160 passing for 327 yards of total offense. TCU totaled 228 yards on the ground and 388 through the air for 616 yards of offense. TCU ran 88 plays compared to West Virginia's 76, while the Horned Frogs averaged 7.0 yards per play compared to WVU's 4.3.

The loss was the fourth straight for the Mountaineers on the season, and TCU now leads the overall series between the two teams at 3-2.

Scoring and Statistical Summary

	1	2	3	4	F
West Virginia	0	10	0	0	10
TCU	17	6	14	3	40

- 1st TCU - Josh Doctson 17 pass from Trevone Boykin (Jaden Oberkrom kick)
TCU - Boykin 2 rush (Oberkrom kick)
TCU - Oberkrom 20 FG
- 2nd WVU - Shelton Gibson 32 pass from Skyler Howard (Josh Lambert kick)
WVU - Lambert 51 FG
TCU - Oberkrom 23 FG
TCU - Oberkrom 57 FG
- 3rd TCU - Kyle Hicks 7 pass from Boykin (Oberkrom kick)
TCU - Doctson 9 pass from Boykin (Oberkrom kick)
- 4th TCU - Oberkrom 43 FG

	WVU	TCU
First Downs	21	35
Rushes/Yards	37/167	40/228
Passing Yardage	160	388
Passes	16/39/1	32/48/0
Punts	7/319/45.6	4/135/33.8
Fumbles/Lost	0/0	0/0
Return Yardage	18	35
Penalties/Yards	9/114	9/100
Time of Possession	23:39	36:21

WVU RUSHING: Smallwood 20-113; WVU PASSING: Howard 16-39-1-160; WVU RECEIVING: Sills 3-42, Thompson 3-23; WVU TACKLES (TFL/QS): Dillon 7 (2/0), Kwiatkoski 7, Nwachukwu 7 (2/1); WVU INTERCEPTIONS: None.

TCU RUSHING: Boykin 11-84, Green 15-67; TCU PASSING: Boykin 32-47-0-388; TCU RECEIVING: Doctson 11-183, Turpin 7-42, Listenbee 4-86; TCU TACKLES (TFL/QS): Summers 10, Johnson 9, Kindred 8; TCU INTERCEPTIONS: Howard.

Attendance - 45,947



Wendell SMALLWOOD

KJDILLON

Game No. 8: West Virginia 31, Texas Tech 26

MORGANTOWN, W.Va. (Nov. 7, 2015) - West Virginia broke a four-game losing streak with a 31-26 victory over Texas Tech at Milan Puskar Stadium.

Say what you want about West Virginia's air raid offense, but it was the running game that got it done for the Mountaineers in this victory.

The one-two punch of tailbacks Wendell Smallwood and Rushel Shell combined for 274 of West Virginia's 300 total rushing yards in leading the offensive attack. Smallwood gained 163 yards on 22 carries for a 7.4 average per rush, while Shell complemented the attack with 111 yards on 14 carries and a 7.9 yards per rush average.

Smallwood found the end zone once, while Shell scored twice as the two simply dominated the West Virginia offensive output.

In what was billed as a high-scoring, offensive game, turned out to be a medium output as the two offenses scored, but also struggled at times.

The Mountaineers started the scoring at the 9:45 mark of the first quarter, when Shell turned in a five-yard scoring run.

Before the quarter ended, the Red Raiders answered with a 66-yard drive capped by a 10-yard touchdown pass from Patrick Mahomes to Jakeem Grant, sending the game into the second stanza tied at 7-7.

Once again, the teams traded touchdowns in the second quarter, and as the game continued, it was apparent that this was a Big 12 matchup of two evenly matched teams.

West Virginia regained the lead with 13:29 left in the half, as Smallwood found the end zone after a 16-yard run. The score put the exclamation point on a strong 91-yard drive by WVU that took 11 plays and 3:38 off the clock.

Texas Tech answered the score with just 35 ticks left, when Reginald Davis hauled in a 9-yard scoring pass from Mahomes.

However, instead of going in at the half tied at 14-14, West Virginia took advantage of a short squib kick by Texas Tech and made the Red Raiders pay.

Quarterback Skyler Howard hit receiver Ka'Roun White for 17 yards, and Shell followed with rushes of 17 and 14 yards to set up Josh Lambert's 39-yard field goal as time expired for a 17-14 Mountaineer lead at the half.

Texas Tech tied the game at the 8:36 mark of the third quarter on Clayton Hatfield's 34-yarder. The WVU defense was given a short field as Tech gained the ball off of an interception, but held the Red Raiders to a field goal.

Before the end of the third, Shell's five-yard

touchdown run ended a 65-yard drive and gave the Mountaineers a 24-17 advantage heading into the final quarter.

The Red Raiders closed the gap to 24-20 early in the fourth on Hatfield's second field goal, this one from 27-yards away. Tech gained the ball off a second WVU interception, but the Mountaineer defense came up big again and gave up only three points.

Leading 24-20, Howard drove the Mountaineers 59 yards and punched in their final score with a two-yard run to up the advantage to 31-20 with 11:28 left.

Texas Tech added a 17-yard touchdown pass from Mahomes to DeAndre Washington with 6:47 left, but the Tech never got the ball back.

Leading 31-26, West Virginia used the running game mixed with some key passes to hold the ball for the final 6:47 and gain its first Big 12 win of the season.

Aside from Smallwood and Shell, the WVU offense got 80 yards receiving from White, while KJ Dillon recorded nine tackles.

Washington rushed for 102 yards for Tech, and Micah Awe led the defense with 14 tackles.

Final numbers showed West Virginia with 449 yards of total offense to Tech's 378, as the Mountaineer defense did a solid job on the Red Raider high-powered offense.

With the win, WVU evened its mark against Tech at 2-2 in all-time Big 12 play.

Scoring and Statistical Summary

	1	2	3	4	F
Texas Tech	7	7	3	9	26
West Virginia	7	10	7	7	31

- 1st WVU - Rushel Shell 5 rush (Josh Lambert kick)
TTU - Jakeem Grant 10 pass from Patrick Mahomes (Clayton Hatfield kick)
- 2nd WVU - Wendell Smallwood 16 rush (Lambert kick)
WVU - Reginald Davis 9 pass from Mahomes (Hatfield kick)
WVU - Lambert 39 FG
- 3rd TTU - Hatfield 34 FG
WVU - Shell 3 rush (Lambert kick)
- 4th TTU - Hatfield 27 FG
WVU - Skyler Howard 2 rush (Lambert kick)
TTU - DeAndre Washington 17 pass from Mahomes (Mahomes rush failed)

	TTU	WVU
First Downs	23	28
Rushes/Yards	42/179	57/300
Passing Yardage	199	149
Passes	22/36/1	12/24/2
Punts	4/175/43.8	3/95/31.7
Fumbles/Lost	0/0	0/0
Return Yardage	131	69
Penalties/Yards	8/75	4/40
Time of Possession	29:46	30:14

WVU RUSHING: Smallwood 22-163, Shell 14-111; WVU PASSING: Howard 12-23-2-149; WVU RECEIVING: White 5-80, Thompson 2-23; WVU TACKLES (TFL/QS): Dillon 9 (1/0), Worley 7, Barber 7, Kwiatkoski 7 (1/0); WVU INTERCEPTIONS: Worley.

TTU RUSHING: Washington 21-102, Mahomes 18-73; TTU PASSING: Mahomes 21-34-1-196; TTU RECEIVING: Washington 6-64, Sadler 3-25, Batson 2-33; TTU TACKLES (TFL/QS): Awe 14 (1/0), Hinton 12 (1/0), Johnson 11, Ward 10 (1/0); TTU INTERCEPTIONS: Fehoko, Nelson.

Attendance - 54,932



West Virginia's 20-Yard Plays in 2015

Offense

70/TD	Gibson pass from Howard (Baylor)
57.....	Gibson pass from Howard (Ga. Southern)
57.....	Durante pass from Howard (Ga. Southern)
53/TD	Durante pass from Howard (Texas)
52/TD	Gibson pass from Howard (Liberty)
52.....	Smallwood rush (Baylor)
50/TD	Howard rush (Oklahoma)
48/TD	Gibson pass from Howard (Oklahoma State)
47.....	Gibson pass from Howard (Ga. Southern)
47.....	Thompson pass from Howard (Baylor)
43.....	Shell rush (Texas Tech)
41/TD	Durante pass from Howard (Ga. Southern)
41/TD	Gibson pass from Howard (Maryland)
35/TD	Sills pass from Howard (Baylor)
34.....	Howard rush (Liberty)
34.....	Durante pass from Howard (Oklahoma)
32.....	Gibson pass from Howard (Maryland)
32/TD	Gibson pass from Howard (TCU)
30.....	White pass from Howard (Texas Tech)
29.....	Shorts pass from Howard (Liberty)
29/TD	Smallwood rush (Oklahoma State)
29.....	Sills pass from Howard (Baylor)
28.....	Sills pass from Howard (TCU)
28.....	Smallwood rush (Texas Tech)
27.....	Smallwood rush (Texas)
26/TD	Gibson pass from Howard (Ga. Southern)
26.....	Shorts pass from Howard (Ga. Southern)
25.....	Smallwood rush (Maryland)
25.....	White pass from Howard (Baylor)
23.....	Durante pass from Howard (Ga. Southern)
23.....	Marcellus pass from Crest (Liberty)
23.....	Shell rush (Maryland)
22.....	Smallwood rush (Maryland)
21.....	Smallwood rush (Oklahoma)
20.....	Thompson pass from Howard (Oklahoma)

Defense

42/TD	Barber fumble return (Texas)
--------------------	-------------------------------------

Special Teams

100/TD	Gibson kickoff return (Baylor)
51/FG	Lambert field goal (TCU)
48/FG	Lambert field goal (Maryland)
43.....	Durante kickoff return (Baylor)
39/FG	Lambert field goal (Texas Tech)
38/FG	Lambert field goal (Oklahoma State)
36.....	Durante kickoff return (Oklahoma)
32/FG	Lambert field goal (Ga. Southern)
32.....	Gibson kickoff return (Oklahoma State)
30.....	Durante kickoff return (Oklahoma State)
29.....	Durante kickoff return (Texas Tech)
28/FG	Lambert field goal (Liberty)
28.....	Jennings kickoff return (Baylor)
26/FG	Lambert field goal (Ga. Southern)
26.....	Durante kickoff return (Oklahoma State)
26.....	Gibson kickoff return (Baylor)
26.....	Durante kickoff return (Texas Tech)
25/FG	Lambert field goal (Liberty)
25.....	Gibson kickoff return (Liberty)
25.....	Dillon kickoff return (Maryland)
25/FG	Lambert field goal (Baylor)
24.....	Durante kickoff return (Oklahoma State)
23/FG	Lambert field goal (Oklahoma)

22/FG	Lambert field goal (Ga. Southern)
22.....	Gibson kickoff return (Baylor)
22.....	Gibson kickoff return (Baylor)
20.....	Gibson kickoff return (Oklahoma)
20.....	Jennings kickoff return (Baylor)

West Virginia Opponent's 20-Yard Plays in 2015

Offense		36/FG Callahan field goal (Baylor)
71/TD	Neal pass from Mayfield (Oklahoma)	36/FG Callahan field goal (Baylor)
65/TD	Foreman rush (Texas)	34/FG Hatfield field goal (Texas Tech)
60/TD	Parker pass from Woodrum (Liberty)	34/FG Rose field goal (Texas)
55.....	Ross rush (Maryland)	31.....
52/TD	Lee pass from Russell (Baylor)	Grant kickoff return (Texas Tech)
50.....	Coleman pass from Russell (Baylor)	31/FG
46/TD	Davenport pass from Garman (Maryland)	Rose field goal (Texas)
46.....	Russell rush (Baylor)	28.....
45.....	Doctson pass from Boykin (TCU)	Turpin kickoff return (TCU)
42.....	Westbrook pass from Mayfield (Oklahoma)	27.....
42.....	Coleman pass from Russell (Baylor)	Keaton kickoff return (Ga. Southern)
42.....	Listenbee pass from Boykin (TCU)	27.....
40.....	Rudolph rush (Oklahoma State)	Shepard punt return (Oklahoma)
37.....	Burt pass from Heard (Texas)	27.....
36.....	Shells pass from Woodrum (Liberty)	Cannon kickoff return (Baylor)
36.....	Ross rush (Maryland)	27/FG
36/TD	Lee pass from Russell (Baylor)	Hatfield field goal (Texas Tech)
36.....	Johnson pass from Heard (Texas)	25.....
35/TD	Mixon rush (Oklahoma)	Abnar kickoff return (Liberty)
34.....	Quick pass from Mayfield (Oklahoma)	25.....
33/TD	Coleman pass from Russell (Baylor)	King kickoff return (Liberty)
32.....	Stockton pass from Mahomes (Texas Tech)	25/FG
31.....	Childs pass from Rudolph (Oklahoma State)	Seibert field goal (Oklahoma)
31.....	Turpin pass from Boykin (TCU)	25.....
30.....	Russell rush (Baylor)	Platt kickoff return (Baylor)
30.....	Coleman pass from Russell (Baylor)	23/FG
30.....	Bluiett pass from Heard (Texas)	Oberkrom field goal (TCU)
29.....	Rice rush (Liberty)	22/FG
29.....	Boykin rush (TCU)	Grogan field goal (Oklahoma State)
29.....	Johnson rush (TCU)	22.....
29.....	Batson pass from Mahomes (Texas Tech)	King kickoff return (Liberty)
28/TD	Shepard pass from Mayfield (Oklahoma)	22.....
28.....	Johnson pass from Heard (Texas)	Boyd kickoff return (Texas)
27.....	Boykin rush (TCU)	21.....
24.....	Edwards pass from Rowe (Maryland)	Abnar kickoff return (Liberty)
23.....	Quick pass from Mayfield (Oklahoma)	21.....
22.....	Upshaw rush (Ga. Southern)	Grant kickoff return (Texas Tech)
22.....	Ateman pass from Rudolph (Oklahoma State)	21/FG
22.....	Wasahington pass from Rudolph (Oklahoma State)	Grogan field goal (Oklahoma State)
22.....	Cannon pass from Russell (Baylor)	20.....
22.....	Listenbee pass from Boykin (TCU)	Likely kickoff return (Maryland)
22.....	Warren rush (Texas)	20.....
21.....	Peterson pass from Woodrum (Liberty)	Grant kickoff return (Texas Tech)
21.....	Glidden pass from Rudolph (Oklahoma State)	20.....
21.....	Green rush (TCU)	Boyd kickoff return (Texas)
20.....	Linwood rush (Baylor)	
20.....	Stewart pass from Boykin (TCU)	

Defense	
41/TD	Evans fumble recovery (Oklahoma)
38.....	J. Thomas interception return (Oklahoma)
33.....	A. Thomas interception return (Oklahoma)
23.....	J. Thomas interception return (Oklahoma)

Special Teams	
84.....	Platt kickoff return (Baylor)
57/FG	Oberkrom field goal (TCU)
49/FG	Lunsford field goal (Liberty)
44/FG	Seibert field goal (Oklahoma)
43/FG	Oberkrom field goal (TCU)
40/FG	Seibert field goal (Oklahoma)
40.....	Grant kickoff return (Texas Tech)



West Virginia's 2015 Scoring Drives

Opponent	Plays	Yds	Time	Result
Ga. Southern	9	87	4:06	Durante 41 pass from Howard
Ga. Southern	5	60	1:00	Lambert 26 FG
Ga. Southern	5	66	1:02	Lambert 32 FG
Ga. Southern	7	65	2:24	Lambert 22 FG
Ga. Southern	3	28	0:49	Shell 6 rush
Ga. Southern	4	70	1:30	Gibson 26 pass from Howard
Ga. Southern	6	85	2:21	Smallwood 19 rush
Ga. Southern	10	41	5:21	Crest 2 rush
Liberty	11	64	2:39	Lambert 28 FG
Liberty	10	39	5:03	Lambert 25 FG
Liberty	4	71	1:15	Gibson 52 pass from Howard
Liberty	11	64	4:12	Smallwood 0 fumble recovery
Liberty	3	53	0:52	Durante 10 pass from Howard
Liberty	5	34	1:45	Wellman 4 pass from Howard
Liberty	12	75	4:59	Smallwood 5 rush
Maryland	7	61	2:32	Wellman 7 pass from Howard
Maryland	3	47	0:47	Smallwood 4 rush
Maryland	7	44	1:47	Gibson 15 pass from Howard
Maryland	5	80	1:38	Gibson 41 pass from Howard
Maryland	7	48	2:32	Shell 2 rush
Maryland	6	29	1:32	Lambert 48 FG
Maryland	10	51	3:40	Shorts 1 pass from Howard
Oklahoma	7	86	2:23	Shell 5 rush
Oklahoma	15	77	4:16	Durante 1 pass
Oklahoma	5	34	2:28	Lambert FG
Oklahoma	4	58	1:36	Howard 50 rush
Oklahoma St.	0	0	0:00	Rose safety
Oklahoma St.	7	61	2:09	Smallwood 29 rush
Oklahoma St.	5	75	1:25	Gibson 48 pass from Howard
Oklahoma St.	12	43	1:57	Lambert 38 FG
Oklahoma St.	10	68	2:45	Howard 3 rush
Baylor	3	81	1:17	Gibson 70 pass from Howard
Baylor	14	68	5:46	Clay 6 pass from Howard
Baylor	9	72	4:50	Lambert 25 FG
Baylor	6	72	2:30	Sills 35 pass from Howard
Baylor	8	68	2:15	Shorts 5 pass from Howard
Baylor	0	100	0:00	Gibson 100 kickoff return
TCU	5	53	1:16	Gibson 32 pass from Howard
TCU	8	54	2:56	Lambert 51 FG
Texas Tech	5	36	1:39	Shell 5 rush
Texas Tech	11	91	3:58	Smallwood 16 rush
Texas Tech	5	41	0:28	Lambert 39 FG
Texas Tech	10	65	3:56	Shell 3 rush
Texas Tech	8	59	3:21	Howard 2 rush
Texas	0	0	0:00	Barber 42 fumble return
Texas	8	56	2:51	Wellman 1 rush
Texas	4	87	0:48	Durante 53 pass from Howard
Texas	7	56	2:22	Shorts 8 pass from Howard
Texas	5	20	1:14	Lambert 19 FG
Texas	8	48	3:42	Howard 2 rush

West Virginia Opponents 2015 Scoring Drives

Opponent	Plays	Yds	Time	Result
Liberty	7	78	3:32	Macon 7 rush
Liberty	7	43	3:00	Lunsford 49 FG
Liberty	2	79	0:44	Parker 60 pass from Woodrum
Maryland	3	75	1:03	Davenport 46 pass from Garman
Oklahoma	4	74	1:00	Andrews 17 pass from Mayfield
Oklahoma	4	75	0:51	Shepard 28 pass from Mayfield
Oklahoma	7	18	3:13	Seibert 40 FG
Oklahoma	5	83	2:21	Mixon 35 rush
Oklahoma	4	7	2:04	Seibert 25 FG
Oklahoma	3	95	0:45	Neal 71 pass from Mayfield
Oklahoma	0	0	0:00	Evans 41 fumble recovery
Oklahoma	4	6	2:15	Seibert 44 FG
Oklahoma St.	0	0	0:00	Ogbah 0 fumble recovery
Oklahoma St.	5	28	1:19	Childs 1 rush
Oklahoma St.	12	76	4:10	Grogan 21 FG
Oklahoma St.	9	86	2:37	Jarwin 4 pass from Walsh
Oklahoma St.	4	6	1:57	Grogan 22 FG
Oklahoma St.	6	25	OT	Walsh 2 rush
Baylor	4	80	0:58	Russell 16 rush
Baylor	7	73	2:38	Coleman 2 pass from Russell
Baylor	8	40	1:14	Callahan 36 FG
Baylor	6	89	1:36	Coleman 11 pass from Russell
Baylor	10	56	3:13	Callahan 36 FG
Baylor	8	82	2:50	Coleman 33 pass from Russell
Baylor	8	75	1:36	Lee 36 pass from Russell
Baylor	1	52	0:09	Lee 52 pass from Russell
Baylor	7	60	1:55	Linwood 11 rush
Baylor	8	46	3:14	Valdez-Clemons 9 pass from Stidham
TCU	12	91	4:34	Doctson 17 pass from Boykin
TCU	6	81	2:12	Boykin 2 rush
TCU	5	52	2:15	Oberkrom 20 FG
TCU	12	65	3:50	Oberkrom 23 FG
TCU	3	22	0:16	Oberkrom 57 FG
TCU	7	65	2:17	Hicks 7 pass from Boykin
TCU	6	82	2:11	Doctson 9 pass from Boykin
TCU	7	31	2:12	Oberkrom 43 FG
Texas Tech	10	66	1:39	Grant 10 pass from Mahomes
Texas Tech	8	38	2:15	Davis 9 pass from Mahomes
Texas Tech	10	30	2:23	34 FG
Texas Tech	7	7	2:33	Hatfield 27 FG
Texas Tech	13	81	4:36	Washington 17 pass from Mahomes
Texas	8	46	3:16	Rose 31 FG
Texas	1	65	0:09	Foreman 65 rush
Texas	15	80	6:21	Johnson 5 pass from Heard
Texas	5	21	1:14	Rose 34 FG



2015 Mountaineer ROSTER

No.	Name	Pos.	Ht.	Wt.	Cl.	Exp.	Hometown/High School/Previous College
1	Shelton Gibson	WR	5-11	192	r-So.	1vl	Cleveland, Ohio/Cleveland Heights
2	Ka'Raun White	WR	6-1	198	r-So.	JC	Macungie, Pa./Lackawanna College/Emmaus
3	Skyler Howard	QB	6-0	206	Jr.	1vl	Fort Worth, Texas/Brewer/Riverside City College
3	Rick Rumph III	CB	5-11	185	Sr.	3vl	Daytona Beach, Fla./Mainland
4	Antonio Crawford	CB	5-10	190	Sr.	TR	Tampa, Fla./H.B. Plant/Miami
4	Wendell Smallwood	RB	5-11	202	Jr.	2vl	Wilmington, Del./Eastern Christian
5	Jovon Durante	WR	6-0	165	Fr.	HS	Hollywood, Fla./Miramar
5	Xavier Preston	LB	6-2	236	So.	1vl	Stuart, Fla./Jensen Beach
6	Dravon Askew-Henry	S	5-11	202	So.	1vl	Aliquippa, Pa./Aliquippa
6	Daikiel Shorts Jr.	WR	6-1	201	Jr.	2vl	Clayton, N.J./Eastern Christian
7	Rushel Shell	RB	5-10	224	r-Jr.	1vl	Hopewell, Pa./Hopewell/Pitt
7	Daryl Worley	CB	6-1	202	Jr.	2vl	Philadelphia, Pa./William Penn Charter
8	Karl Joseph	S	5-11	200	Sr.	3vl	Orlando, Fla./Edgewater
8	Donte Thomas-Williams	RB	6-1	218	r-Fr.	SQ	Durham, N.C./Hillside
9	KJ Dillon	S	6-1	209	Sr.	3vl	Apopka, Fla./Apopka
9	James Whittaker	QB	5-10	195	Fr.	HS	Roswell, Ga./Roswell
10	Khairi Sharif	CB	5-8	182	r-Jr.	SQ	Houston, Texas/Bellaire/Cisco JC
10	Jordan Thompson	WR	5-7	175	Sr.	3vl	Katy, Texas/Katy
11	Chris Chugunov	QB	6-1	201	Fr.	HS	Skillman, N.J./Montgomery
12	Gary Jennings	WR	6-1	206	Fr.	HS	Stafford, Va./Colonial Forge
13	Rasul Douglas	CB	6-2	190	Jr.	JC	East Orange, N.J./ East Orange/Nassau CC
14	Nana Kyeremeh	CB	5-11	192	r-Jr.	1vl	Worthington, Ohio/Thomas Worthington
15	Billy Kinney	K/P	6-4	206	r-Fr.	SQ	Morgantown, W.Va./University
15	David Sills	QB	6-3	202	Fr.	HS	Wilmington, Del./Eastern Christian
16	Terrell Chestnut	CB	5-11	193	r-Sr.	3vl	Pottstown, Pa./Pottsgrove
16	William Crest Jr.	QB	6-2	212	r-Fr.	SQ	Baltimore, Md./Dunbar
17	Al-Rasheed Benton	LB	6-1	235	r-So.	1vl	Newark, N.J./Shabazz
18	Marvin Gross Jr.	LB	6-2	212	r-So.	1vl	Baltimore, Md./Dunbar
18	Austin Hensley	QB	6-1	200	r-Fr.	SQ	Hurricane, W.Va./Hurricane
19	KJ Myers	WR	6-2	197	r-Sr.	2vl	Jacksonville, Fla./First Coast
19	Brandan Rivers	S	6-0	187	r-Fr.	SQ	Hubbard, Ohio/Hubbard
20	D.L. Knock	WR	5-8	188	Fr.	HS	Springboro, Ohio/Springboro
20	Edward Muldrow III	LB	6-3	210	Sr.	1vl	Snellville, Ga./South Gwinnett/Copiah-Lincoln CC
22	Jarrod Harper	S	6-1	211	r-Jr.	2vl	Frostburg, Md./Mountain Ridge
22	Brady Watson	RB	5-7	198	Fr.	HS	Ridgeley, W.Va./Frankfort
23	Jordan Adams	CB	6-0	172	Fr.	HS	Reisterstown, Md./Franklin
23	Jacky Marcellus	RB	5-8	182	r-So.	SQ	Immokalee, Fla./Immokalee
24	Jeremy Tyler	S	5-11	206	Jr.	2vl	Lithonia, Ga./Martin Luther King
25	Mark Shaver	S	5-9	172	r-So.	TR	Huntington, W.Va./Huntington/Marshall
26	DaeJuan Funderburk	S	6-1	194	r-Fr.	SQ	Washington, D.C./Friendship Collegiate
27	Sean Walters	LB	6-2	226	r-Jr.	1vl	Hollywood, Fla./Hallandale
28	David Long	LB	5-11	228	Fr.	HS	Cincinnati, Ohio/Winton Woods
28	Elijah Wellman	RB	6-2	234	r-So.	1vl	Huntington, W.Va./Spring Valley
28	Dayron Wilson	S	5-10	202	r-Sr.	SQ	Woodbridge, Va./Garfield/Lackawanna College
29	Deonte Glover	RB	5-10	206	Fr.	HS	Inwood, W.Va./Musselman
30	Justin Arndt	LB	5-11	210	r-Jr.	2vl	Martinsburg, W.Va./Martinsburg
31	Isaiah Bruce	LB	6-1	238	r-Sr.	3vl	Jacksonville, Fla./Providence
33	Deamonte Lindsay	S	6-2	190	Fr.	HS	Martinsburg, W.Va./Martinsburg
34	Chris Parry	WR	5-9	175	r-Fr.	SQ	Niles, Ohio/Niles
35	Nick Kwiatkoski	LB	6-2	238	r-Sr.	3vl	Bethel Park, Pa./Bethel Park
36	Shaq Petteway	LB	6-0	232	r-Sr.	3vl	Steubenville, Ohio/Steubenville
37	Kevin Williams	S	5-11	192	Fr.	HS	Pompano Beach, Fla./Blanche Ely
38	Shane Commodore	S	6-0	208	r-So.	SQ	Morgantown, W.Va./Morgantown
39	Brent Osborne	S	6-0	216	Fr.	HS	Beckley, W.Va./Woodrow Wilson
41	Alex Brooks	LB	5-11	230	r-So.	SQ	Cleveland, Ohio/Mayfield
42	Jared Barber	LB	6-0	232	r-Sr.	3vl	Mocksville, N.C./Davie

2015 Mountaineer ROSTER

No.	Name	Pos.	Ht.	Wt.	Cl.	Exp.	Hometown/High School/Previous College
44	Hodari Christian	LB	6-0	229	r-So.	SQ	McKeesport, Pa./McKeesport
45	Eric Kinsey	DL	6-3	280	Sr.	3vl	Miami, Fla./Miami Northwestern
46	Ross Harvey	LB	5-8	218	Fr.	HS	Weston, W.Va./Lewis County
46	Nick Meadows	LS	5-11	232	r-So.	SQ	Williamstown, W.Va./Williamstown
47	Shae Campbell	S	5-11	209	Fr.	HS	Morgantown, W.Va./Morgantown
47	Michael Ferns	TE/FB	6-3	240	r-Fr.	TR	St. Clairsville, Ohio/Michigan
48	R.C. Brunstetter	LS	6-3	218	r-Fr.	TR	Mocksville, N.C./Davie
48	Mike Molina	K	5-8	176	r-So.	SQ	Hurricane, W.Va./Hurricane
49	Darrien Howard	DL	6-1	300	Jr.	2vl	Dayton, Ohio/Chaminade-Julienne
50	Troy Lilly	LB	6-0	211	Fr.	HS	Beckley, W.Va./Woodrow Wilson
52	Max Chefren	LB	6-1	194	Fr.	HS	Parkersburg, W.Va./Parkersburg
53	Colton McKivitz	OL	6-6	293	Fr.	HS	Jacobsburg, Ohio/Union Local
54	Jah'Shaun Seider	OL	6-2	298	Fr.	HS	Belle Glade, Fla./Glades Central
55	Yodny Cajuste	OL	6-5	295	r-Fr.	SQ	Miami, Fla./Miramar
56	Grant Lingafelter	OL	6-5	314	r-So.	SQ	Chagrin Falls, Ohio/Chagrin Falls
57	Adam Pankey	OL	6-5	312	r-Jr.	2vl	Hamilton, Ohio/Hamilton
58	Amanii Brown	OL	6-5	292	r-Fr.	SQ	Morgantown, W.Va./Morgantown
59	Stone Underwood	OL	6-4	298	r-Sr.	SQ	Brookhaven, Miss./Brookhaven/Copiah-Lincoln CC
60	Bradley Knotts	OL	6-3	295	Fr.	HS	Ripley, W.Va./Ripley
62	Kyle Bosch	OL	6-5	310	r-So.	TR	St. Charles, Ill./St. Francis/Michigan
65	Tyler Orlosky	OL	6-4	296	r-Jr.	2vl	Cleveland, Ohio/St. Edward
67	Alec Shriner	DL	6-4	298	Fr.	HS	Oviedo, Fla./Oviedo
68	Dontae Angus	OL	6-5	322	r-Fr.	SQ	Philadelphia, Pa./Martin Luther King
70	Tony Matteo	OL	6-4	294	r-Jr.	1vl	Clinton, Ohio/Manchester
71	Rob Dowdy	OL	6-4	280	Fr.	HS	Westerville, Ohio/Westerville South
72	Brendan Willis	OL	6-2	280	r-So.	SQ	Centreville, Va./Centreville
74	Sylvester Townes	OL	6-6	302	r-Jr.	SQ	Memphis, Tenn./Germantown/Coahoma CC
77	Marcell Lazard	OL	6-5	306	r-So.	SQ	Bloomfield, N.J./Bloomfield
78	Marquis Lucas	OL	6-4	315	r-Sr.	2vl	Miami, Fla./Miami Central
79	Matt Jones	OL	6-3	320	Fr.	HS	Hubbard, Ohio/Hubbard
81	Vernon Davis Jr.	WR	5-10	170	r-Jr.	1vl	Miami, Fla./Coral Reef/Miami
82	Devonte Mathis	WR	6-1	209	r-Jr.	1vl	Miami, Fla./Miramar
83	Densel Barnes	WR	6-0	180	Fr.	HS	Ft. Drum, N.Y./Indian River
84	Lamar Parker	WR	5-8	166	r-Fr.	SQ	Miami, Fla./Booker T. Washington
85	Ricky Rogers	WR	6-1	202	r-Fr.	SQ	Monroeville, Pa./Gateway
86	Josh Lambert	K	5-11	212	r-Jr.	2vl	Garland, Texas/Garland
86	Matt Vucelik	TE/FB	5-11	230	Fr.	HS	McMechen, W.Va./Bishop Donahue
87	John DePalma	LS	6-6	252	Sr.	3vl	Cumming, Ga./Pinecrest Academy
87	Stone Wolfley	TE/FB	6-4	245	Fr.	HS	Morgantown, W.Va./Morgantown
88	Cody Clay	TE/FB	6-4	262	r-Sr.	3vl	Alum Creek, W.Va./George Washington
88	Adam Shuler II	DL	6-4	269	Fr.	HS	Longwood, Fla./Lyman
89	Darren Arndt	TE/FB	6-3	244	r-Sr.	SQ	Martinsburg, W.Va./Martinsburg
89	D.J. Carozza	DL	5-11	295	r-So.	SQ	Parkersburg, W.Va./Parkersburg
90	Larry Jefferson	DL	6-5	228	Jr.	JC	College Park, Ga./Banneker/Itawamba CC
91	Nick O'Toole	P	6-3	216	Sr.	2vl	Corona, Calif./Mater Dei/Fullerton College
91	Brandon Gloschen	DL	6-2	250	r-Jr.	--	Dunmore, W.Va./Pocahontos County
92	Jon Lewis	DL	6-3	270	r-So.	SQ	Morgantown, W.Va./University
93	Kyle Rose	DL	6-4	295	r-Sr.	3vl	Centerville, Ohio/Centerville
94	C.J. Maduwesi	DL	6-9	240	r-Jr.	SQ	Bronx, N.Y./Chrisland
95	Christian Brown	DL	6-2	290	r-Jr.	2vl	Fort Myers, Fla./Bridgeton
96	Jaleel Fields	DL	6-1	286	r-Fr.	SQ	Aliquippa, Pa./Aliquippa
97	Noble Nwachukwu	DL	6-2	271	r-Jr.	2vl	Wylie, Texas/Wylie
98	John Groh	DL	6-3	235	Fr.	HS	Lebanon, Pa./Lebanon Catholic
99	Xavier Pegues	DL	6-2	286	Jr.	JC	Oxford, Miss./Oxford/Itawamba CC

The Automated ScoreBook
West Virginia Game Results (as of Nov 14, 2015)
All games

Date	Opponent	Score	Overall Record	Conference Record	Time	Attend
Sep 5, 2015	GEORGIA SOUTHERN	W 44-0	1- 0- 0	0- 0- 0	3:12	55182
Sep 12, 2015	LIBERTY	W 41-17	2- 0- 0	0- 0- 0	3:06	52899
Sep 26, 2015	MARYLAND	W 45-6	3- 0- 0	0- 0- 0	3:29	61174
* Oct 03, 2015	at #15 Oklahoma	24-44 L	3- 1- 0	0- 1- 0	3:43	84384
* Oct 10, 2015	#21 OKLAHOMA STATE	O 26-33 L	3- 2- 0	0- 2- 0	4:02	60410
* Oct 17, 2015	at #2 Baylor	38-62 L	3- 3- 0	0- 3- 0	3:46	45370
* Oct 29, 2015	at #3 TCU	10-40 L	3- 4- 0	0- 4- 0	3:34	45947
* Nov 07, 2015	TEXAS TECH	W 31-26	4- 4- 0	1- 4- 0	3:18	54932
* Nov 14, 2015	TEXAS	W 38-20	5- 4- 0	2- 4- 0	3:06	56736

* indicates conference game

Opponent	Score	-----FIRST DOWNS-----				---RUSHING---		-----PASSING-----			--TOTAL OFFENSE--		Return Yards	Turn-Overs
		Total	Rush	Pass	Pen	Number-Yards	Comp-Att-Int	Yards	Plays-Yards	Yards				
GEORGIA SOUTHERN....	44-0	21/14	10/11	11/2	0/1	40-185 / 57-195	16-26- 0 / 2-13- 4	359/29	66-544 / 70-224	0/96	0/5			
LIBERTY.....	41-17	25/17	9/2	15/12	1/3	45-172 / 28-92	27-32- 0 / 21-33- 0	313/280	77-485 / 61-372	61/109	0/0			
MARYLAND.....	45-6	37/14	15/4	16/7	6/3	59-304 / 29-173	23-37- 1 / 14-36- 5	297/153	96-601 / 65-326	61/81	2/6			
Oklahoma.....	24-44	27/16	10/3	9/11	8/2	53-196 / 33-107	17-32- 3 / 14-25- 1	173/320	85-369 / 58-427	97/203	5/2			
OKLAHOMA STATE.....	26-33	26/20	14/5	9/11	3/4	61-255 / 38-134	18-37- 1 / 22-43- 3	188/228	98-443 / 81-362	157/44	4/3			
Baylor.....	38-62	22/34	9/16	8/15	5/3	44-182 / 50-304	18-39- 1 / 21-34- 0	289/389	83-471 / 84-693	292/167	1/0			
TCU.....	10-40	21/35	10/12	7/18	4/5	37-167 / 40-228	16-39- 1 / 32-48- 0	160/388	76-327 / 88-616	18/35	1/0			
TEXAS TECH.....	31-26	28/23	17/12	7/9	4/2	57-300 / 42-179	12-24- 2 / 22-36- 1	149/199	81-449 / 78-378	69/131	2/1			
TEXAS.....	38-20	18/19	12/12	6/7	0/0	51-257 / 54-277	10-12- 1 / 11-19- 2	122/162	63-379 / 73-439	42/85	1/5			
Totals.....	297-248	225/192	106/77	88/92	31/23	447-2018/371-1689	157-278-10/159-287-16	2050/2148	725-4068/ 658-3837	797/951	16/22			

Note: Game totals are displayed in the format TEAM/OPPONENT for each category

The Automated ScoreBook
West Virginia Overall Team Statistics (as of Nov 16, 2015)
All games

Team Statistics	WVU	OPP
SCORING	297	248
Points Per Game	33.0	27.6
Points Off Turnovers	51	36
FIRST DOWNS	225	192
Rushing	106	77
Passing	88	92
Penalty	31	23
RUSHING YARDAGE	2018	1689
Yards gained rushing	2272	1871
Yards lost rushing	254	182
Rushing Attempts	447	371
Average Per Rush	4.5	4.6
Average Per Game	224.2	187.7
TDs Rushing	17	8
PASSING YARDAGE	2050	2148
Comp-Att-Int	157-278-10	159-287-16
Average Per Pass	7.4	7.5
Average Per Catch	13.1	13.5
Average Per Game	227.8	238.7
TDs Passing	18	19
TOTAL OFFENSE	4068	3837
Total Plays	725	658
Average Per Play	5.6	5.8
Average Per Game	452.0	426.3
KICK RETURNS: #-Yards	26-654	35-722
PUNT RETURNS: #-Yards	13-78	7-47
INT RETURNS: #-Yards	16-23	10-133
KICK RETURN AVERAGE	25.2	20.6
PUNT RETURN AVERAGE	6.0	6.7
INT RETURN AVERAGE	1.4	13.3
FUMBLES-LOST	11-6	13-6
PENALTIES-Yards	69-719	64-640
Average Per Game	79.9	71.1
PUNTS-Yards	46-2058	43-1805
Average Per Punt	44.7	42.0
Net punt average	40.2	38.3
KICKOFFS-Yards	55-3440	53-3330
Average Per Kick	62.5	62.8
Net kick average	41.7	38.7
TIME OF POSSESSION/Game	30:03	29:57
3RD-DOWN Conversions	57/143	45/133
3rd-Down Pct	40%	34%
4TH-DOWN Conversions	9/16	10/21
4th-Down Pct	56%	48%
SACKS BY-Yards	17-92	25-171
MISC YARDS	0	0
TOUCHDOWNS SCORED	37	29
FIELD GOALS-ATTEMPTS	12-17	16-19
ON-SIDE KICKS	1-1	0-0
RED-ZONE SCORES	(32-41) 78%	(30-35) 86%
RED-ZONE TOUCHDOWNS	(24-41) 59%	(18-35) 51%
PAT-ATTEMPTS	(37-37) 100%	(26-27) 96%
ATTENDANCE	341333	175701
Games/Avg Per Game	6/56889	3/58567
Neutral Site Games		0/0

Score by Quarters	1st	2nd	3rd	4th	OT	Total
West Virginia	58	90	80	69	0	297
Opponents	65	50	68	58	7	248

The Automated ScoreBook
West Virginia Overall Individual Statistics (as of Nov 16, 2015)
All games

<u>Rushing</u>	<u>gp</u>	<u>att</u>	<u>gain</u>	<u>loss</u>	<u>net</u>	<u>avg</u>	<u>td</u>	<u>lg</u>	<u>avg/g</u>
Smallwood, Wendell	9	167	1138	19	1119	6.7	6	52	124.3
Shell, Rushel	9	121	516	26	490	4.0	5	43	54.4
Howard, Skyler	9	117	468	178	290	2.5	4	50	32.2
Crest, William	8	15	69	18	51	3.4	1	17	6.4
Thomas-Williams, D.	4	14	45	2	43	3.1	0	12	10.8
O'Toole, Nick	9	1	13	0	13	13.0	0	13	1.4
Marcellus, Jacky	2	4	17	4	13	3.2	0	8	6.5
Wellman, Elijah	9	2	6	0	6	3.0	1	5	0.7
TEAM	6	6	0	7	-7	-1.2	0	0	-1.2
Total	9	447	2272	254	2018	4.5	17	52	224.2
Opponents	9	371	1871	182	1689	4.6	8	65	187.7

<u>Passing</u>	<u>gp</u>	<u>effic</u>	<u>comp-att-int</u>	<u>pct</u>	<u>yds</u>	<u>td</u>	<u>lg</u>	<u>avg/g</u>
Howard, Skyler	9	135.93	149-262-10	56.9	1997	18	70	221.9
Crest, William	8	83.01	8-15-0	53.3	53	0	23	6.6
TEAM	6	0.00	0-1-0	0.0	0	0	0	0.0
Total	9	132.59	157-278-10	56.5	2050	18	70	227.8
Opponents	9	128.97	159-287-16	55.4	2148	19	71	238.7

<u>Receiving</u>	<u>gp</u>	<u>no.</u>	<u>yds</u>	<u>avg</u>	<u>td</u>	<u>lg</u>	<u>avg/g</u>
Shorts, Daikiel	9	27	315	11.7	3	29	35.0
Gibson, Shelton	9	25	576	23.0	7	70	64.0
Smallwood, Wendell	9	21	126	6.0	0	13	14.0
Durante, Jovon	9	20	321	16.0	4	57	35.7
Thompson, Jordan	9	16	222	13.9	0	47	24.7
Shell, Rushel	9	11	86	7.8	0	17	9.6
White, Ka'Raun	7	10	145	14.5	0	30	20.7
Mathis, Devonte	6	6	47	7.8	0	14	7.8
Sills, David	4	5	106	21.2	1	35	26.5
Jennings, Gary	9	4	28	7.0	0	11	3.1
Wellman, Elijah	9	4	19	4.8	2	7	2.1
Crest, William	8	3	20	6.7	0	8	2.5
Marcellus, Jacky	2	1	23	23.0	0	23	11.5
Myers, KJ	9	1	7	7.0	0	7	0.8
Thomas-Williams, D.	4	1	7	7.0	0	7	1.8
Clay, Cody	9	1	6	6.0	1	6	0.7
Underwood, Stone	8	1	-4	-4.0	0	0	-0.5
Total	9	157	2050	13.1	18	70	227.8
Opponents	9	159	2148	13.5	19	71	238.7

<u>Punt Returns</u>	<u>no.</u>	<u>yds</u>	<u>avg</u>	<u>td</u>	<u>lg</u>
Jennings, Gary	8	34	4.2	0	15
Dillon, KJ	5	44	8.8	0	19
Total	13	78	6.0	0	19
Opponents	7	47	6.7	0	27

<u>Interceptions</u>	<u>no.</u>	<u>yds</u>	<u>avg</u>	<u>td</u>	<u>lg</u>
Joseph, Karl	5	7	1.4	0	7
Worley, Daryl	4	0	0.0	0	0
Kwiatkoski, Nick	2	0	0.0	0	0
Chestnut, Terrell	2	0	0.0	0	0
Dillon, KJ	1	0	0.0	0	0
Tyler, Jeremy	1	16	16.0	0	16
Askew-Henry, Dravon	1	0	0.0	0	0
Total	16	23	1.4	0	16
Opponents	10	133	13.3	0	38

<u>Kick Returns</u>	<u>no.</u>	<u>yds</u>	<u>avg</u>	<u>td</u>	<u>lg</u>
Durante, Jovon	11	274	24.9	0	43
Gibson, Shelton	9	272	30.2	1	100
Jennings, Gary	4	82	20.5	0	28
Dillon, KJ	2	26	13.0	0	25
Total	26	654	25.2	1	100
Opponents	35	722	20.6	0	84

<u>Fumble Returns</u>	<u>no.</u>	<u>yds</u>	<u>avg</u>	<u>td</u>	<u>lg</u>
Barber, Jared	1	42	42.0	1	42
Total	1	42	42.0	1	42
Opponents	2	49	24.5	2	41

The Automated ScoreBook
West Virginia Overall Individual Statistics (as of Nov 16, 2015)
All games

Scoring	td	fg	PAT				dpx	saf	pts
			kick	rush	rcv	pass			
Lambert, Josh	-	12-17	37-37	-	-	-	-	-	73
Gibson, Shelton	8	-	-	-	-	-	-	-	48
Smallwood, Wendell	6	-	-	-	-	-	-	-	36
Shell, Rushel	5	-	-	-	-	-	-	-	30
Durante, Jovon	4	-	-	-	-	-	-	-	24
Howard, Skyler	4	-	-	-	-	-	-	-	24
Wellman, Elijah	3	-	-	-	-	-	-	-	18
Shorts, Daikiel	3	-	-	-	-	-	-	-	18
Clay, Cody	1	-	-	-	-	-	-	-	6
Crest, William	1	-	-	-	-	-	-	-	6
Sills, David	1	-	-	-	-	-	-	-	6
Barber, Jared	1	-	-	-	-	-	-	-	6
Rose, Kyle	-	-	-	-	-	-	1	-	2
Total	37	12-17	37-37	-	-	-	-	1	297
Opponents	29	16-19	26-27	0-2	-	-	-	-	248

Total Offense	g	plays	rush	pass	total	avg/g
Howard, Skyler	9	379	290	1997	2287	254.1
Smallwood, Wendell	9	167	1119	0	1119	124.3
Shell, Rushel	9	121	490	0	490	54.4
Crest, William	8	30	51	53	104	13.0
Thomas-Williams, D.	4	14	43	0	43	10.8
O'Toole, Nick	9	1	13	0	13	1.4
Marcellus, Jacky	2	4	13	0	13	6.5
Wellman, Elijah	9	2	6	0	6	0.7
TEAM	6	7	-7	0	-7	-1.2
Total	9	725	2018	2050	4068	452.0
Opponents	9	658	1689	2148	3837	426.3

Field Goals	fg	pct.	01-19	20-29	30-39	40-49	50-99	lg	blk
Lambert, Josh	12-17	70.6	1-1	6-6	3-5	1-2	1-3	51	1

FG Sequence	West Virginia	Opponents
Georgia Southern	(26),(32),(22)	-
Liberty	(28),(25),54	46,52,31,(49)
Maryland	51,(48),44	-
Oklahoma	(23)	(40),(25),(44)
Oklahoma State	(38)	(21),(22)
Baylor	(25),35	(36),(36)
TCU	(51)	(20),(23),(57),(43)
Texas Tech	35,(39)	(34),(27)
Texas	(19)	(31),(34)

Punting	no.	yds	avg	lg	tb	fc	i20	50+	blk
O'Toole, Nick	46	2058	44.7	65	8	16	19	17	0
Total	46	2058	44.7	65	8	16	19	17	0
Opponents	43	1805	42.0	58	4	5	13	8	0

Kickoffs	no.	yds	avg	tb	ob	retn	net	ydln
O'Toole, Nick	46	2879	62.6	14	3			
Molina, Mike	8	510	63.8	3	0			
Lambert, Josh	1	51	51.0	0	0			
Total	55	3440	62.5	17	3	20.6	41.7	23
Opponents	53	3330	62.8	25	2	25.2	38.7	26

Numbers in (parentheses) indicate field goal was made.

The Automated ScoreBook
West Virginia Overall Individual Statistics (as of Nov 16, 2015)
All games

<u>All Purpose</u>	<u>g</u>	<u>rush</u>	<u>rcv</u>	<u>pr</u>	<u>kr</u>	<u>ir</u>	<u>total</u>	<u>avg/g</u>
Smallwood, Wen	9	1119	126	0	0	0	1245	138.3
Gibson, Shelton	9	0	576	0	272	0	848	94.2
Durante, Jovon	9	0	321	0	274	0	595	66.1
Shell, Rushel	9	490	86	0	0	0	576	64.0
Shorts, Daikiel	9	0	315	0	0	0	315	35.0
Howard, Skyler	9	290	0	0	0	0	290	32.2
Thompson, Jord	9	0	222	0	0	0	222	24.7
White, Ka'Raun	7	0	145	0	0	0	145	20.7
Jennings, Gary	9	0	28	34	82	0	144	16.0
Sills, David	4	0	106	0	0	0	106	26.5
Crest, William	8	51	20	0	0	0	71	8.9
Dillon, KJ	9	0	0	44	26	0	70	7.8
Thomas-William	4	43	7	0	0	0	50	12.5
Mathis, Devonte	6	0	47	0	0	0	47	7.8
Marcellus, Jacky	2	13	23	0	0	0	36	18.0
Wellman, Elijah	9	6	19	0	0	0	25	2.8
Tyler, Jeremy	8	0	0	0	0	16	16	2.0
O'Toole, Nick	9	13	0	0	0	0	13	1.4
Myers, KJ	9	0	7	0	0	0	7	0.8
Joseph, Karl	4	0	0	0	0	7	7	1.8
Clay, Cody	9	0	6	0	0	0	6	0.7
Underwood, Sto	8	0	-4	0	0	0	-4	-0.5
TEAM	6	-7	0	0	0	0	-7	-1.2
Total	9	2018	2050	78	654	23	4823	535.9
Opponents	9	1689	2148	47	722	133	4739	526.6

The Automated ScoreBook
West Virginia Overall Defensive Statistics (as of Nov 16, 2015)
All games

##	Defensive Leaders	gp	Tackles			tfl/yds	Sacks	Pass defense			Fumbles		blkd	
			ua	a	tot		no-yds	int-yds	brup	qbh	rcv-yds	ff	kick	saf
35	Kwiatkoski, Nick	9	42	20	62	7.0-22	1.0-6	2-0	3	.	1-0	1	.	.
9	Dillon, KJ	9	35	10	45	7.5-21	.	1-0	5	1	.	1	.	.
36	Petteway, Shaq	9	33	11	44	7.0-20	2.0-14	.	1	3
42	Barber, Jared	8	28	15	43	7.0-17	1.5-4	.	.	3	1-42	.	.	.
6D	Askew-Henry, Dravon	9	32	10	42	1.0-2	.	1-0	3
7D	Worley, Daryl	9	34	2	36	1.0-3	.	4-0	10	1	1-0	1	.	.
93	Rose, Kyle	9	26	7	33	1.0-5	1.0-5	1
97	Nwachukwu, Noble	9	22	8	30	8.5-33	6.5-30	.	1	5	.	1	.	.
16	Chestnut, Terrell	8	23	4	27	1.0-2	.	2-0	6	.	.	1	.	.
22	Harper, Jarrod	9	17	7	24	3.0-10	.	.	4	2
17	Benton, Al-Rasheed	9	14	7	21	4.0-8
8D	Joseph, Karl	4	15	5	20	2.0-9	1.0-8	5-7	1	.	1-0	.	.	.
20	Muldrow, Edward	8	12	7	19	3.0-15	2.0-12	.	.	1
95	Brown, Christian	9	13	6	19	1.0-2
3D	Rumph, Rick	8	12	3	15	1.0-1
45	Kinsey, Eric	9	4	10	14	1.5-3	.	.	1
27	Walters, Sean	9	12	1	13	1.0-10	1.0-10
5D	Preston, Xavier	9	6	7	13	2.0-3	.	.	.	1
49	Howard, Darrien	9	9	3	12	2.0-7	1.0-3	.	1
24	Tyler, Jeremy	8	10	1	11	.	.	1-16
14	Kyeremeh, Nana	9	8	2	10	0.5-1	.	.	1	.	.	1	.	.
18	Gross, Marvin	9	7	2	9
30	Arndt, Justin	9	3	2	5	1-0	.	.	.
92	Lewis, Jon	5	1	4	5
13	Douglas, Rasul	7	3	2	5	.	.	.	1	.	.	1	.	.
96	Fields, Jaleel	3	1	3	4
2D	Shariff, Khairi	9	3	1	4
31	Bruce, Isaiah	9	4	.	4	1.0-2
1	Gibson, Shelton	9	2	1	3
38	Commodore, Shane	4	1	1	2
44	Christian, Hodari	4	2	.	2
90	Jefferson, Larry	7	1	1	2
57	Pankey, Adam	9	2	.	2
88	Clay, Cody	9	1	.	1
48	Molina, Mike	3	1	.	1
55	Cajuste, Yodny	6	1	.	1
10	Thompson, Jordan	9	1	.	1
3	Howard, Skyler	9	.	1	1
91	O'Toole, Nick	9	1	.	1
TM	TEAM	6	1-0	.	.	.
Total		9	442	164	606	63-196	17-92	16-23	38	17	6-42	7	.	1
Opponents		9	492	204	696	64-252	25-171	10-133	23	21	6-49	9	1	.

The Automated ScoreBook
West Virginia Individual Season/Career Statistics (as of Nov 16, 2015)
All games

	SEASON								CAREER									
Rushing	gp	att	gain	loss	net	avg	td	lg	avg/g	gp	att	gain	loss	net	avg	td	lg	avg/g
Smallwood, Wendell	9	167	1138	19	1119	6.7	6	52	124.3	34	354	2097	35	2062	5.8	9	52	60.6
Shell, Rushel	9	121	516	26	490	4.0	5	43	54.4	21	297	1339	61	1278	4.3	12	54	60.9
Howard, Skyler	9	117	468	178	290	2.5	4	50	32.2	13	139	640	210	430	3.1	4	50	33.1
Crest, William	8	15	69	18	51	3.4	1	17	6.4	9	20	102	24	78	3.9	2	17	8.7
Thomas-Williams, D.	4	14	45	2	43	3.1	0	12	10.8	4	14	45	2	43	3.1	0	12	10.8
O'Toole, Nick	9	1	13	0	13	13.0	0	13	1.4	34	1	13	0	13	13.0	0	13	0.4
Marcellus, Jacky	2	4	17	4	13	3.2	0	8	6.5	2	4	17	4	13	3.2	0	8	6.5
Wellman, Elijah	9	2	6	0	6	3.0	1	5	0.7	21	4	10	0	10	2.5	1	5	0.5
TEAM	6	6	0	7	-7	-1.2	0	0	-1.2									
Total	9	447	2272	254	2018	4.5	17	52	224.2									
Opponents	9	371	1871	182	1689	4.6	8	65	187.7									
Passing	gp	effic	comp-att-int	pct	yds	td	lg	avg/g	gp	effic	comp-att-int	pct	yds	td	lg	avg/g		
Howard, Skyler	9	135.93	149-262-10	56.9	1997	18	70	221.9	13	136.61	205-372-10	55.1	2826	26	70	217.4		
Crest, William	8	83.01	8-15-0	53.3	53	0	23	6.6	9	84.42	11-19-0	57.9	60	0	23	6.7		
TEAM	6	0.00	0-1-0	0.0	0	0	0	0.0										
Total	9	132.59	157-278-10	56.5	2050	18	70	227.8										
Opponents	9	128.97	159-287-16	55.4	2148	19	71	238.7										
Receiving	gp	no.	yds	avg	td	lg	avg/g	gp	no.	yds	avg	td	lg	avg/g				
Shorts, Daikiel	9	27	315	11.7	3	29	35.0	34	96	1156	12.0	7	38	34.0				
Gibson, Shelton	9	25	576	23.0	7	70	64.0	21	29	636	21.9	7	70	30.3				
Smallwood, Wendell	9	21	126	6.0	0	13	14.0	34	63	584	9.3	0	50	17.2				
Durante, Jovon	9	20	321	16.0	4	57	35.7	9	20	321	16.0	4	57	35.7				
Thompson, Jordan	9	16	222	13.9	0	47	24.7	45	101	1083	10.7	2	56	24.1				
Shell, Rushel	9	11	86	7.8	0	17	9.6	21	32	226	7.1	0	19	10.8				
White, Ka'Raun	7	10	145	14.5	0	30	20.7	7	10	145	14.5	0	30	20.7				
Mathis, Devonte	6	6	47	7.8	0	14	7.8	22	13	129	9.9	0	19	5.9				
Sills, David	4	5	106	21.2	1	35	26.5	4	5	106	21.2	1	35	26.5				
Jennings, Gary	9	4	28	7.0	0	11	3.1	9	4	28	7.0	0	11	3.1				
Wellman, Elijah	9	4	19	4.8	2	7	2.1	21	8	30	3.8	3	10	1.4				
Crest, William	8	3	20	6.7	0	8	2.5	9	3	20	6.7	0	8	2.2				
Marcellus, Jacky	2	1	23	23.0	0	23	11.5	2	1	23	23.0	0	23	11.5				
Myers, KJ	9	1	7	7.0	0	7	0.8	42	18	142	7.9	1	22	3.4				
Thomas-Williams, D.	4	1	7	7.0	0	7	1.8	4	1	7	7.0	0	7	1.8				
Clay, Cody	9	1	6	6.0	1	6	0.7	47	19	173	9.1	2	21	3.7				
Underwood, Stone	8	1	-4	-4.0	0	0	-0.5	12	1	-4	-4.0	0	0	-0.3				
Total	9	157	2050	13.1	18	70	227.8											
Opponents	9	159	2148	13.5	19	71	238.7											
Total Offense	g	plays	rush	pass	total	avg/g	g	plays	rush	pass	total	avg/g						
Howard, Skyler	9	379	290	1997	2287	254.1	13	511	430	2826	3256	250.5						
Smallwood, Wendell	9	167	1119	0	1119	124.3	34	354	2062	0	2062	60.6						
Shell, Rushel	9	121	490	0	490	54.4	21	297	1278	0	1278	60.9						
Crest, William	8	30	51	53	104	13.0	9	39	78	60	138	15.3						
Thomas-Williams, D.	4	14	43	0	43	10.8	4	14	43	0	43	10.8						
O'Toole, Nick	9	1	13	0	13	1.4	34	1	13	0	13	0.4						
Marcellus, Jacky	2	4	13	0	13	6.5	2	4	13	0	13	6.5						
Wellman, Elijah	9	2	6	0	6	0.7	21	4	10	0	10	0.5						
TEAM	6	7	-7	0	-7	-1.2												
Total	9	725	2018	2050	4068	452.0												
Opponents	9	658	1689	2148	3837	426.3												

The Automated ScoreBook
West Virginia Individual Season/Career Statistics (as of Nov 16, 2015)
All games

Scoring	SEASON						CAREER									
	td	fg	PAT			dpx	saf	pts	td	fg	PAT			dpx	saf	pts
kick	rush	rcv	pass	kick	rush				rcv	pass						
Lambert, Josh	-	12-17	37-37	-	-	-	-	-	-	59-79	117-118	-	-	-	-	294
Gibson, Shelton	8	-	-	-	-	-	-	-	8	-	-	-	-	-	-	48
Smallwood, Wendell	6	-	-	-	-	-	-	-	9	-	-	-	-	-	-	54
Shell, Rushel	5	-	-	-	-	-	-	-	12	-	-	-	-	-	-	72
Durante, Jovon	4	-	-	-	-	-	-	-	4	-	-	-	-	-	-	24
Howard, Skyler	4	-	-	-	-	-	-	-	4	-	-	-	-	-	-	24
Wellman, Elijah	3	-	-	-	-	-	-	-	4	-	-	-	-	-	-	24
Shorts, Daikiel	3	-	-	-	-	-	-	-	7	-	-	-	-	-	-	42
Barber, Jared	1	-	-	-	-	-	-	-	1	-	-	-	-	-	-	6
Crest, William	1	-	-	-	-	-	-	-	2	-	-	-	-	-	-	12
Sills, David	1	-	-	-	-	-	-	-	1	-	-	-	-	-	-	6
Clay, Cody	1	-	-	-	-	-	-	-	2	-	-	-	-	-	-	12
Rose, Kyle	-	-	-	-	-	-	-	-	-	-	-	-	-	-	-	2
Total	37	12-17	37-37	-	-	-	-	-	1	297						
Opponents	29	16-19	26-27	0-2	-	-	-	-	-	-	-	-	-	-	-	248

Punt Returns	no.	yds	avg	td	lg	no.	yds	avg	td	lg
Jennings, Gary	8	34	4.2	0	15	8	34	4.2	0	15
Dillon, KJ	5	44	8.8	0	19	5	44	8.8	0	19
Total	13	78	6.0	0	19					
Opponents	7	47	6.7	0	27					

Kick Returns	no.	yds	avg	td	lg	no.	yds	avg	td	lg
Durante, Jovon	11	274	24.9	0	43	11	274	24.9	0	43
Gibson, Shelton	9	272	30.2	1	100	22	522	23.7	1	100
Jennings, Gary	4	82	20.5	0	28	4	82	20.5	0	28
Dillon, KJ	2	26	13.0	0	25	2	26	13.0	0	25
Total	26	654	25.2	1	100					
Opponents	35	722	20.6	0	84					

Interceptions	no.	yds	avg	td	lg	no.	yds	avg	td	lg
Joseph, Karl	5	7	1.4	0	7	9	40	4.4	0	22
Worley, Daryl	4	0	0.0	0	0	8	50	6.2	0	37
Chestnut, Terrell	2	0	0.0	0	0	3	0	0.0	0	0
Kwiatkoski, Nick	2	0	0.0	0	0	5	13	2.6	0	8
Askew-Henry, Dravon	1	0	0.0	0	0	3	53	17.7	1	52
Tyler, Jeremy	1	16	16.0	0	16	1	16	16.0	0	16
Dillon, KJ	1	0	0.0	0	0	4	35	8.8	1	35
Total	16	23	1.4	0	16					
Opponents	10	133	13.3	0	38					

Fumble Returns	no.	yds	avg	td	lg	no.	yds	avg	td	lg
Barber, Jared	1	42	42.0	1	42	1	42	42.0	1	42
Total	1	42	42.0	1	42					
Opponents	2	49	24.5	2	41					

The Automated ScoreBook
West Virginia Individual Season/Career Statistics (as of Nov 16, 2015)
All games

All Purpose	SEASON								CAREER							
	g	rush	rcv	pr	kr	ir	total	avg/g	g	rush	rcv	pr	kr	ir	total	avg/g
Smallwood, Wen	9	1119	126	0	0	0	1245	138.3	34	2062	584	0	550	0	3196	94.0
Gibson, Shelton	9	0	576	0	272	0	848	94.2	21	0	636	0	522	0	1158	55.1
Durante, Jovon	9	0	321	0	274	0	595	66.1	9	0	321	0	274	0	595	66.1
Shell, Rushel	9	490	86	0	0	0	576	64.0	21	1278	226	3	61	0	1568	74.7
Shorts, Daikiel	9	0	315	0	0	0	315	35.0	34	0	1156	0	0	0	1156	34.0
Howard, Skyler	9	290	0	0	0	0	290	32.2	13	430	0	0	0	0	430	33.1
Thompson, Jorda	9	0	222	0	0	0	222	24.7	45	47	1083	70	80	0	1280	28.4
White, Ka'Raun	7	0	145	0	0	0	145	20.7	7	0	145	0	0	0	145	20.7
Jennings, Gary	9	0	28	34	82	0	144	16.0	9	0	28	34	82	0	144	16.0
Sills, David	4	0	106	0	0	0	106	26.5	4	0	106	0	0	0	106	26.5
Crest, William	8	51	20	0	0	0	71	8.9	9	78	20	0	0	0	98	10.9
Dillon, KJ	9	0	0	44	26	0	70	7.8	44	0	0	44	26	35	105	2.4
Thomas-Williams	4	43	7	0	0	0	50	12.5	4	43	7	0	0	0	50	12.5
Mathis, Devonte	6	0	47	0	0	0	47	7.8	22	0	129	0	0	0	129	5.9
Marcellus, Jacky	2	13	23	0	0	0	36	18.0	2	13	23	0	0	0	36	18.0
Wellman, Elijah	9	6	19	0	0	0	25	2.8	21	10	30	0	0	0	40	1.9
Tyler, Jeremy	8	0	0	0	0	16	16	2.0	29	0	0	0	0	16	16	0.6
O'Toole, Nick	9	13	0	0	0	0	13	1.4	34	13	0	0	0	0	13	0.4
Myers, KJ	9	0	7	0	0	0	7	0.8	42	0	142	0	8	0	150	3.6
Joseph, Karl	4	0	0	0	0	7	7	1.8	42	0	0	0	0	40	40	1.0
Clay, Cody	9	0	6	0	0	0	6	0.7	47	4	173	0	0	0	177	3.8
Underwood, Ston	8	0	-4	0	0	0	-4	-0.5	12	0	-4	0	0	0	-4	-0.3
TEAM	6	-7	0	0	0	0	-7	-1.2								
Total	9	2018	2050	78	654	23	4823	535.9								
Opponents	9	1689	2148	47	722	133	4739	526.6								

Field Goals	att	good	long	blkd	att	good	long	blkd
Lambert, Josh	17	12	51	1	79	59	55	5
Total	17	12	51	1				
Opponents	19	16	57	0				

Punting	no.	yds	avg	lg	blk	no.	yds	avg	lg	blk
O'Toole, Nick	46	2058	44.7	65	0	176	7659	43.5	68	0
Total	46	2058	44.7	65	0					
Opponents	43	1805	42.0	58	0					

Kickoffs	no.	yds	avg	tb	ob	no.	yds	avg	tb	ob
O'Toole, Nick	46	2879	62.6	14	3	52	3238	62.3	17	3
Molina, Mike	8	510	63.8	3	0	8	510	63.8	3	0
Lambert, Josh	1	51	51.0	0	0	1	51	51.0	0	0
Total	55	3440	62.5	17	3					
Opponents	53	3330	62.8	25	2					

The Automated ScoreBook
West Virginia Team Game-by-Game (as of Nov 16, 2015)
All games

TEAM STATISTICS

Date	Opponent	Rushing				Receiving				Passing				Kick Returns				Punt Returns				tot off	
		no.	yds	td	lg	no.	yds	td	lg	cmp	att	int	yds	td	lg	no.	yds	td	lg	no.	yds		td
Sep 5	GEORGIA SOUTHERN	40	185	3	19	16	359	2	57	16-26-0	359	2	57	0	0	0	0	0	0	0	0	0	544
Sep 12	LIBERTY	45	172	2	34	27	313	3	52	27-32-0	313	3	52	1	25	0	25	3	36	0	19	485	
Sep 26	MARYLAND	59	304	2	25	23	297	4	41	23-37-1	297	4	41	2	26	0	25	2	19	0	11	601	
Oct 03	at Oklahoma	53	196	2	50	17	173	1	34	17-32-3	173	1	34	4	84	0	36	3	6	0	6	369	
Oct 10	OKLAHOMA STATE	61	255	2	29	18	188	1	48	18-37-1	188	1	48	7	154	0	32	3	3	0	1	443	
Oct 17	at Baylor	44	182	0	52	18	289	4	70	18-39-1	289	4	70	9	292	1	100	0	0	0	0	471	
Oct 29	at TCU	37	167	0	14	16	160	1	32	16-39-1	160	1	32	1	18	0	18	0	0	0	0	327	
Nov 07	TEXAS TECH	57	300	4	43	12	149	0	30	12-24-2	149	0	30	2	55	0	29	2	14	0	13	449	
Nov 14	TEXAS	51	257	2	27	10	122	2	53	10-12-1	122	2	53	0	0	0	0	0	0	0	0	379	
Opponents		447	2018	17	52	157	2050	18	70	157-278-10	2050	18	70	26	654	1	100	13	78	0	19	4068	
Opponents		371	1689	8	65	159	2148	19	71	159-287-16	2148	19	71	35	722	0	84	7	47	0	27	3837	

Games: 9 • Avg/rush: 4.5 • Avg/catch: 13.1 • Pass effic: 132.59 • KR avg: 25.2 • PR avg: 6.0 • All purpose avg/game: 535.9 • Total offense avg/gm: 452.0

Date	Opponent	Tackles				Sacks no-yds	Fumble		Pass Defense			blkd kick	PAT Attempts			off		
		ua	a	total	tfl-yds		ff	fr-yds	int-yds	qbh	brup		kick	rush	rcv	saf	t/o	pts
Sep 5	GEORGIA SOUTHERN	49	26	75	9.0-32	1.0-4	2	1-0	4-0	1	2	0	5-5	0	0	0	14	44
Sep 12	LIBERTY	46	8	54	5.0-13	0.0-0	0	0-0	0-0	0	4	0	5-5	0	0	0	0	41
Sep 26	MARYLAND	41	8	49	9.0-31	3.0-20	1	1-0	5-16	2	3	0	6-6	0	0	0	10	45
Oct 03	at Oklahoma	33	34	67	6.0-30	4.0-25	1	1-0	1-7	2	2	0	3-3	0	0	0	3	24
Oct 10	OKLAHOMA STATE	50	16	66	7.0-16	2.0-7	0	0-0	3-0	5	11	0	3-3	0	0	1	0	26
Oct 17	at Baylor	56	16	72	7.0-18	1.0-6	1	0-0	0-0	3	4	0	5-5	0	0	0	0	38
Oct 29	at TCU	51	28	79	7.0-19	1.0-7	0	0-0	0-0	2	7	0	1-1	0	0	0	0	10
Nov 07	TEXAS TECH	58	16	74	7.0-19	2.0-11	0	0-0	1-0	2	2	0	4-4	0	0	0	0	31
Nov 14	TEXAS	58	12	70	6.0-18	3.0-12	2	3-42	2-0	0	3	0	5-5	0	0	0	24	38
Opponents		442	164	606	63.0-196	17.0-92	7	6-42	16-23	17	38	0	37-37	0	0	1	51	297
Opponents		492	204	696	64.0-252	25.0-171	9	6-49	10-133	21	23	1	26-27	0	0	0	36	248

Date	Opponent	Punting										Field Goals			Kickoffs			
		no.	yds	avg	long	blkd	tb	fc	50+	i20	md-att	long	blkd	no.	yds	avg	tb	ob
Sep 5	GEORGIA SOUTHERN	4	177	44.2	65	0	2	1	1	2	3-3	32	0	9	578	64.2	4	0
Sep 12	LIBERTY	3	149	49.7	57	0	0	0	1	2	2-3	28	0	8	496	62.0	2	1
Sep 26	MARYLAND	4	181	45.2	56	0	2	2	2	2	1-3	48	1	7	447	63.9	3	0
Oct 03	at Oklahoma	7	326	46.6	60	0	1	1	4	2	1-1	23	0	5	312	62.4	2	1
Oct 10	OKLAHOMA STATE	8	381	47.6	57	0	2	5	4	3	1-1	38	0	5	324	64.8	3	0
Oct 17	at Baylor	4	190	47.5	54	0	0	3	1	1	1-2	25	0	6	372	62.0	1	0
Oct 29	at TCU	7	319	45.6	54	0	1	4	2	3	1-1	51	0	3	183	61.0	1	1
Nov 07	TEXAS TECH	3	95	31.7	40	0	0	0	0	1	1-2	39	0	5	314	62.8	0	0
Nov 14	TEXAS	6	240	40.0	51	0	0	0	2	3	1-1	19	0	7	414	59.1	1	0
Opponents		46	2058	44.7	65	0	8	16	17	19	12-17	51	1	55	3440	62.5	17	3
Opponents		43	1805	42.0	58	0	4	5	8	13	16-19	57	0	53	3330	62.8	25	2

The Automated ScoreBook
West Virginia Opponent Game-by-Game (as of Nov 16, 2015)
All games

OPPONENT STATISTICS

Date	Opponent	Rushing				Receiving				Passing				Kick Returns				Punt Returns				tot off	
		no.	yds	td	lg	no.	yds	td	lg	cmp	att	int	yds	td	lg	no.	yds	td	lg	no.	yds		td
Sep 5	GEORGIA SOUTHERN	57	195	0	22	2	29	0	17	2-13-4	29	0	17	5	96	0	27	0	0	0	0	0	224
Sep 12	LIBERTY	28	92	1	29	21	280	1	60	21-33-0	280	1	60	5	106	0	25	1	3	0	3	372	
Sep 26	MARYLAND	29	173	0	55	14	153	1	46	14-36-5	153	1	46	4	65	0	20	0	0	0	0	326	
Oct 03	at Oklahoma	33	107	1	35	14	320	3	71	14-25-1	320	3	71	2	24	0	14	2	36	0	27	427	
Oct 10	OKLAHOMA STATE	38	134	2	40	22	228	1	31	22-43-3	228	1	31	2	25	0	15	1	0	0	0	362	
Oct 17	at Baylor	50	304	2	46	21	389	6	52	21-34-0	389	6	52	5	162	0	84	1	5	0	5	693	
Oct 29	at TCU	40	228	1	29	32	388	3	45	32-48-0	388	3	45	1	28	0	28	1	3	0	3	616	
Nov 07	TEXAS TECH	42	179	0	16	22	199	3	32	22-36-1	199	3	32	5	131	0	40	0	0	0	0	378	
Nov 14	TEXAS	54	277	1	65	11	162	1	37	11-19-2	162	1	37	6	85	0	22	1	0	0	0	439	
West Virginia		371	1689	8	65	159	2148	19	71	159-287-16	2148	19	71	35	722	0	84	7	47	0	27	3837	
West Virginia		447	2018	17	52	157	2050	18	70	157-278-10	2050	18	70	26	654	1	100	13	78	0	19	4068	

Games: 9 • Avg/rush: 4.6 • Avg/catch: 13.5 • Pass effic: 128.97 • KR avg: 20.6 • PR avg: 6.7 • All purpose avg/game: 526.6 • Total offense avg/gm: 426.3

Date	Opponent	Tackles				Sacks no-yds	Fumble		Pass Defense			blkd kick	PAT Attempts			off				
		ua	a	total	tfl-yds		ff	fr-yds	int-yds	qbh	brup		kick	rush	rcv	saf	t/o	pts		
Sep 5	GEORGIA SOUTHERN	42	16	58	4.0-27	2.0-24	1	0-0	0-0	0	1	0	0-0	0	0	0	0	0	0	0
Sep 12	LIBERTY	66	10	76	7.0-28	2.0-21	1	0-0	0-0	0	1	0	2-2	0	0	0	0	0	0	17
Sep 26	MARYLAND	70	20	90	8.0-40	3.0-28	2	1-0	1-16	2	3	1	0-0	0	0	0	0	0	0	6
Oct 03	at Oklahoma	60	26	86	12.0-68	7.0-56	2	2-49	3-94	1	3	0	5-5	0	0	0	0	13	44	
Oct 10	OKLAHOMA STATE	67	32	99	8.0-23	3.0-8	3	3-0	1-19	1	6	0	3-4	0	0	0	0	17	33	
Oct 17	at Baylor	57	18	75	10.0-21	2.0-5	0	0-0	1-0	10	4	0	8-8	0	0	0	0	0	62	
Oct 29	at TCU	32	36	68	3.0-16	1.0-12	0	0-0	1-4	5	4	0	4-4	0	0	0	0	0	40	
Nov 07	TEXAS TECH	53	26	79	7.0-19	3.0-12	0	0-0	2-0	2	1	0	2-2	0	0	0	0	6	26	
Nov 14	TEXAS	45	20	65	5.0-10	2.0-5	0	0-0	1-0	0	0	0	2-2	0	0	0	0	0	20	
West Virginia		492	204	696	64.0-252	25.0-171	9	6-49	10-133	21	23	1	26-27	0	0	0	0	36	248	
West Virginia		442	164	606	63.0-196	17.0-92	7	6-42	16-23	17	38	0	37-37	0	0	1	51	297		

Date	Opponent	Punting										Field Goals			Kickoffs				
		no.	yds	avg	long	blkd	tb	fc	50+	i20	md-att	long	blkd	no.	yds	avg	tb	ob	
Sep 5	GEORGIA SOUTHERN	5	232	46.4	55	0	1	0	1	1	0-0	0	0	1	65	65.0	1	0	
Sep 12	LIBERTY	4	155	38.8	46	0	0	0	0	0	1-4	49	0	4	260	65.0	3	0	
Sep 26	MARYLAND	7	273	39.0	46	0	1	0	0	1	0-0	0	0	2	114	57.0	0	0	
Oct 03	at Oklahoma	5	217	43.4	58	0	0	1	2	3	3-3	44	0	9	568	63.1	5	0	
Oct 10	OKLAHOMA STATE	8	359	44.9	52	0	1	0	3	3	2-2	22	0	7	430	61.4	0	0	
Oct 17	at Baylor	2	84	42.0	44	0	0	0	0	1	2-2	36	0	11	689	62.6	2	0	
Oct 29	at TCU	4	135	33.8	35	0	0	1	0	2	4-4	57	0	8	520	65.0	7	0	
Nov 07	TEXAS TECH	4	175	43.8	49	0	0	1	0	2	2-2	34	0	6	359	59.8	2	2	
Nov 14	TEXAS	4	175	43.8	54	0	1	2	2	0	2-2	34	0	5	325	65.0	5	0	
West Virginia		43	1805	42.0	58	0	4	5	8	13	16-19	57	0	53	3330	62.8	25	2	
West Virginia		46	2058	44.7	65	0	8	16	17	19	12-17	51	1	55	3440	62.5	17	3	

The Automated ScoreBook
West Virginia Red-Zone Results (as of Nov 16, 2015)
All games

West Virginia Inside Opponent Red-Zone

Date	Opponent	Score	Times In RZ	Times Scored	Total Pts	Rush TDs	Pass TDs	FGs Made	Failed to score inside RZ						
									FGA	Down	Int	Fumb	Half	Game	
Sep 5, 2015	GEORGIA SOUTHERN	W 44-0	7	6	30	3	3	0	3	0	1	0	0	0	0
Sep 12, 2015	LIBERTY	W 41-17	6	6	34	4	2	2	2	0	0	0	0	0	0
Sep 26, 2015	MARYLAND	W 45-6	6	5	35	5	2	3	0	1	0	0	0	0	0
Oct 03, 2015	at Oklahoma	L 24-44	3	3	17	2	1	1	1	0	0	0	0	0	0
Oct 10, 2015	OKLAHOMA STATE	L 26-33	3	1	7	1	1	0	0	0	1	0	1	0	0
Oct 17, 2015	at Baylor	L 38-62	4	3	17	2	0	2	1	1	0	0	0	0	0
Oct 29, 2015	at TCU	L 10-40	2	0	0	0	0	0	0	0	1	1	0	0	0
Nov 07, 2015	TEXAS TECH	W 31-26	6	4	28	4	4	0	0	1	0	0	0	1	0
Nov 14, 2015	TEXAS	W 38-20	4	4	24	3	2	1	1	0	0	0	0	0	0
Totals			41	32	192	24	15	9	8	3	3	1	1	1	0

32 of 41 (78.0%)

Opponents Inside West Virginia Red-Zone

Date	Opponent	Score	Times In RZ	Times Scored	Total Pts	Rush TDs	Pass TDs	FGs Made	Failed to score inside RZ						
									FGA	Down	Int	Fumb	Half	Game	
Sep 5, 2015	GEORGIA SOUTHERN	W 44-0	0	0	0	0	0	0	0	0	0	0	0	0	0
Sep 12, 2015	LIBERTY	W 41-17	2	1	7	1	1	0	0	1	0	0	0	0	0
Sep 26, 2015	MARYLAND	W 45-6	1	0	0	0	0	0	0	0	0	1	0	0	0
Oct 03, 2015	at Oklahoma	L 24-44	4	3	13	1	0	1	2	0	1	0	0	0	0
Oct 10, 2015	OKLAHOMA STATE	L 26-33	5	5	26	3	2	1	2	0	0	0	0	0	0
Oct 17, 2015	at Baylor	L 38-62	8	7	41	5	2	3	2	0	0	0	0	1	0
Oct 29, 2015	at TCU	L 10-40	6	6	34	4	1	3	2	0	0	0	0	0	0
Nov 07, 2015	TEXAS TECH	W 31-26	6	5	26	3	0	3	2	0	0	1	0	0	0
Nov 14, 2015	TEXAS	W 38-20	3	3	13	1	0	1	2	0	0	0	0	0	0
Totals			35	30	160	18	6	12	12	1	1	2	0	1	0

30 of 35 (85.7%)

The Automated ScoreBook
West Virginia By-Quarter Statistics (as of Nov 16, 2015)
All games

3rd-Down Conversions

Date	Opponent	Score	Overall	1st Qtr	2nd Qtr	3rd Qtr	4th Qtr	Overtime
Sep 5, 2015	GEORGIA SOUTHERN	W 44-0	3-12 25.0	1-3 33.3	0-5 0.0	0-1 0.0	2-3 66.7	
Sep 12, 2015	LIBERTY	W 41-17	8-13 61.5	2-4 50.0	1-1 100.0	1-3 33.3	4-5 80.0	
Sep 26, 2015	MARYLAND	W 45-6	9-16 56.2	2-2 100.0	2-4 50.0	2-5 40.0	3-5 60.0	
Oct 03, 2015	at Oklahoma	L 24-44	8-20 40.0	3-6 50.0	3-6 50.0	2-6 33.3	0-2 0.0	
Oct 10, 2015	OKLAHOMA STATE	L 26-33	6-20 30.0	1-4 25.0	2-5 40.0	1-4 25.0	2-5 40.0	0-2 0.0
Oct 17, 2015	at Baylor	L 38-62	6-18 33.3	2-5 40.0	1-4 25.0	2-5 40.0	1-4 25.0	
Oct 29, 2015	at TCU	L 10-40	4-17 23.5	0-3 0.0	2-5 40.0	1-5 20.0	1-4 25.0	
Nov 07, 2015	TEXAS TECH	W 31-26	9-14 64.3	2-4 50.0	2-4 50.0	1-1 100.0	4-5 80.0	
Nov 14, 2015	TEXAS	W 38-20	4-13 30.8	1-5 20.0	0-0 0.0	2-4 50.0	1-4 25.0	
West Virginia			57-143 39.9	14-36 38.9	13-34 38.2	12-34 35.3	18-37 48.6	0-2 0.0
Opponents			45-133 33.8	12-35 34.3	14-36 38.9	11-33 33.3	8-28 28.6	0-1 0.0

4th-Down Conversions

Date	Opponent	Score	Overall	1st Qtr	2nd Qtr	3rd Qtr	4th Qtr	Overtime
Sep 5, 2015	GEORGIA SOUTHERN	W 44-0	1-2 50.0	0-1 0.0	0-0 0.0	0-0 0.0	1-1 100.0	
Sep 12, 2015	LIBERTY	W 41-17	0-0 0.0	0-0 0.0	0-0 0.0	0-0 0.0	0-0 0.0	
Sep 26, 2015	MARYLAND	W 45-6	1-1 100.0	0-0 0.0	0-0 0.0	1-1 100.0	0-0 0.0	
Oct 03, 2015	at Oklahoma	L 24-44	2-2 100.0	0-0 0.0	0-0 0.0	2-2 100.0	0-0 0.0	
Oct 10, 2015	OKLAHOMA STATE	L 26-33	3-4 75.0	0-0 0.0	1-1 100.0	1-1 100.0	0-0 0.0	1-2 50.0
Oct 17, 2015	at Baylor	L 38-62	1-4 25.0	1-1 100.0	0-0 0.0	0-1 0.0	0-2 0.0	
Oct 29, 2015	at TCU	L 10-40	1-3 33.3	0-1 0.0	0-0 0.0	0-1 0.0	1-1 100.0	
Nov 07, 2015	TEXAS TECH	W 31-26	0-0 0.0	0-0 0.0	0-0 0.0	0-0 0.0	0-0 0.0	
Nov 14, 2015	TEXAS	W 38-20	0-0 0.0	0-0 0.0	0-0 0.0	0-0 0.0	0-0 0.0	
West Virginia			9-16 56.2	1-3 33.3	1-1 100.0	4-6 66.7	2-4 50.0	1-2 50.0
Opponents			10-21 47.6	1-3 33.3	2-4 50.0	3-6 50.0	3-7 42.9	1-1 100.0

Time of Possession

Date	Opponent	Score	Overall	1st Qtr	2nd Qtr	3rd Qtr	4th Qtr	Overtime
Sep 5, 2015	GEORGIA SOUTHERN	W 44-0	25:53	6:57	6:47	4:50	7:19	
Sep 12, 2015	LIBERTY	W 41-17	29:27	7:42	6:00	5:41	10:04	
Sep 26, 2015	MARYLAND	W 45-6	36:34	7:53	9:21	9:31	9:49	
Oct 03, 2015	at Oklahoma	L 24-44	33:11	9:11	7:49	9:38	6:33	
Oct 10, 2015	OKLAHOMA STATE	L 26-33	31:09	5:58	8:23	8:57	7:51	0:00
Oct 17, 2015	at Baylor	L 38-62	32:52	9:13	8:21	10:25	4:53	
Oct 29, 2015	at TCU	L 10-40	23:39	5:59	5:43	5:56	6:01	
Nov 07, 2015	TEXAS TECH	W 31-26	30:14	7:35	6:38	5:46	10:15	
Nov 14, 2015	TEXAS	W 38-20	27:28	8:19	3:49	5:49	9:31	
West Virginia			Total 270:27	68:47	62:51	66:33	72:16	0:00
			Avg. 30:03	7:38	6:59	7:23	8:01	0:00
Opponents			Total 269:33	66:13	72:09	68:27	62:44	0:00
			Avg. 29:57	7:21	8:01	7:36	6:58	0:00

The Automated ScoreBook
West Virginia Game Superlatives (as of Nov 16, 2015)
All games

INDIVIDUAL GAME HIGHS

Rushes	24	Smallwood, Wendell vs Texas (Nov 14, 2015)
Yards Rushing	165	Smallwood, Wendell vs Texas (Nov 14, 2015)
TD Rushes	2	Smallwood, Wendell vs Liberty (Sep 12, 2015)
	2	Shell, Rushel vs Texas Tech (Nov 07, 2015)
Long Rush	52	Smallwood, Wendell at Baylor (Oct 17, 2015)
Pass attempts	39	Howard, Skyler at TCU (Oct 29, 2015)
Pass completions	21	Howard, Skyler vs Liberty (Sep 12, 2015)
	21	Howard, Skyler vs Maryland (Sep 26, 2015)
Yards Passing	359	Howard, Skyler vs Georgia Southern (Sep 5, 2015)
TD Passes	4	Howard, Skyler vs Maryland (Sep 26, 2015)
	4	Howard, Skyler at Baylor (Oct 17, 2015)
Long Pass	70	Howard, Skyler at Baylor (Oct 17, 2015)
Receptions	6	Durante, Jovon vs Liberty (Sep 12, 2015)
	6	Gibson, Shelton vs Maryland (Sep 26, 2015)
Yards Receiving	130	Gibson, Shelton vs Georgia Southern (Sep 5, 2015)
TD Receptions	2	Gibson, Shelton vs Maryland (Sep 26, 2015)
Long Reception	70	Gibson, Shelton at Baylor (Oct 17, 2015)
Field Goals	3	Lambert, Josh vs Georgia Southern (Sep 5, 2015)
Long Field Goal	51	Lambert, Josh at TCU (Oct 29, 2015)
Punts	8	O'Toole, Nick vs Oklahoma State (Oct 10, 2015)
Punting Avg	49.7	O'Toole, Nick vs Liberty (Sep 12, 2015)
Long Punt	65	O'Toole, Nick vs Georgia Southern (Sep 5, 2015)
Punts inside 20	3	O'Toole, Nick vs Oklahoma State (Oct 10, 2015)
	3	O'Toole, Nick at TCU (Oct 29, 2015)
	3	O'Toole, Nick vs Texas (Nov 14, 2015)
Long Punt Return	19	Dillon, KJ vs Liberty (Sep 12, 2015)
Long Kickoff Return	100	Gibson, Shelton at Baylor (Oct 17, 2015)
Tackles	11	Kwiatkoski, Nick at Oklahoma (Oct 03, 2015)
Sacks	3.0	Nwachukwu, Noble vs Texas (Nov 14, 2015)
Tackles For Loss	3.0	Barber, Jared vs Oklahoma State (Oct 10, 2015)
	3.0	Nwachukwu, Noble vs Texas (Nov 14, 2015)
Interceptions	3	Joseph, Karl vs Georgia Southern (Sep 5, 2015)

The Automated ScoreBook
West Virginia Game Superlatives (as of Nov 16, 2015)
All games

TEAM GAME HIGHS

Rushes	61	vs Oklahoma State (Oct 10, 2015)
Yards Rushing	304	vs Maryland (Sep 26, 2015)
Yards Per Rush	5.3	vs Texas Tech (Nov 07, 2015)
TD Rushes	4	vs Texas Tech (Nov 07, 2015)
Pass attempts	39	at Baylor (Oct 17, 2015)
	39	at TCU (Oct 29, 2015)
Pass completions	27	vs Liberty (Sep 12, 2015)
Yards Passing	359	vs Georgia Southern (Sep 5, 2015)
Yards Per Pass	13.8	vs Georgia Southern (Sep 5, 2015)
TD Passes	4	vs Maryland (Sep 26, 2015)
	4	at Baylor (Oct 17, 2015)
Total Plays	98	vs Oklahoma State (Oct 10, 2015)
Total Offense	601	vs Maryland (Sep 26, 2015)
Yards Per Play	8.2	vs Georgia Southern (Sep 5, 2015)
Points	45	vs Maryland (Sep 26, 2015)
Sacks By	4	at Oklahoma (Oct 03, 2015)
First Downs	37	vs Maryland (Sep 26, 2015)
Penalties	11	at Oklahoma (Oct 03, 2015)
	11	vs Oklahoma State (Oct 10, 2015)
Penalty Yards	124	vs Maryland (Sep 26, 2015)
Turnovers	5	at Oklahoma (Oct 03, 2015)
Interceptions By	5	vs Maryland (Sep 26, 2015)
Punts	8	vs Oklahoma State (Oct 10, 2015)
Punting Avg	49.7	vs Liberty (Sep 12, 2015)
Long Punt	65	vs Georgia Southern (Sep 5, 2015)
Punts inside 20	3	vs Oklahoma State (Oct 10, 2015)
	3	at TCU (Oct 29, 2015)
	3	vs Texas (Nov 14, 2015)
Long Punt Return	19	vs Liberty (Sep 12, 2015)

The Automated ScoreBook
West Virginia Game Superlatives (as of Nov 16, 2015)
All games

OPPONENT INDIVIDUAL GAME HIGHS

Rushes	21	Washington, De., vs Texas Tech (Nov 07, 2015)
Yards Rushing	160	Russell,Seth, at Baylor (Oct 17, 2015)
TD Rushes	1	MACON, T., vs Liberty (Sep 12, 2015)
	1	Mixon, Joe, at Oklahoma (Oct 03, 2015)
	1	Childs, Rennie, vs Oklahoma State (Oct 10, 2015)
	1	Walsh, J.W., vs Oklahoma State (Oct 10, 2015)
	1	Russell,Seth, at Baylor (Oct 17, 2015)
	1	Linwood,Shock, at Baylor (Oct 17, 2015)
	1	Boykin, Trevone, at TCU (Oct 29, 2015)
	1	Foreman, D'Onta, vs Texas (Nov 14, 2015)
Long Rush	65	Foreman, D'Onta, vs Texas (Nov 14, 2015)
Pass attempts	47	Boykin, Trevone, at TCU (Oct 29, 2015)
Pass completions	32	Boykin, Trevone, at TCU (Oct 29, 2015)
Yards Passing	388	Boykin, Trevone, at TCU (Oct 29, 2015)
TD Passes	5	Russell,Seth, at Baylor (Oct 17, 2015)
Long Pass	71	Mayfield, Baker, at Oklahoma (Oct 03, 2015)
Receptions	11	Doctson, Josh, at TCU (Oct 29, 2015)
Yards Receiving	199	Coleman,Corey, at Baylor (Oct 17, 2015)
TD Receptions	3	Coleman,Corey, at Baylor (Oct 17, 2015)
Long Reception	71	Neal, Durrone, at Oklahoma (Oct 03, 2015)
Field Goals	4	Oberkrom, Jaden, at TCU (Oct 29, 2015)
Long Field Goal	57	Oberkrom, Jaden, at TCU (Oct 29, 2015)
Punts	8	Sinor, Zach, vs Oklahoma State (Oct 10, 2015)
Punting Avg	49.0	R. Nowicki, vs Georgia Southern (Sep 5, 2015)
Long Punt	58	Seibert, Austin, at Oklahoma (Oct 03, 2015)
Punts inside 20	3	Seibert, Austin, at Oklahoma (Oct 03, 2015)
	3	Sinor, Zach, vs Oklahoma State (Oct 10, 2015)
Long Punt Return	27	Shepard, S., at Oklahoma (Oct 03, 2015)
Long Kickoff Return	84	Platt,Chris, at Baylor (Oct 17, 2015)
Tackles	14	Carter, J., vs Maryland (Sep 26, 2015)
	14	Awe, Micah, vs Texas Tech (Nov 07, 2015)
Sacks	2.0	Striker, Eric, at Oklahoma (Oct 03, 2015)
Tackles For Loss	3.5	Bean, Jimmy, vs Oklahoma State (Oct 10, 2015)
Interceptions	2	Thomas, Jordan, at Oklahoma (Oct 03, 2015)

The Automated ScoreBook
West Virginia Game Superlatives (as of Nov 16, 2015)
All games

OPPONENT TEAM GAME HIGHS

Rushes	57	vs Georgia Southern (Sep 5, 2015)
Yards Rushing	304	at Baylor (Oct 17, 2015)
Yards Per Rush	6.1	at Baylor (Oct 17, 2015)
TD Rushes	2	vs Oklahoma State (Oct 10, 2015)
	2	at Baylor (Oct 17, 2015)
Pass attempts	48	at TCU (Oct 29, 2015)
Pass completions	32	at TCU (Oct 29, 2015)
Yards Passing	389	at Baylor (Oct 17, 2015)
Yards Per Pass	12.8	at Oklahoma (Oct 03, 2015)
TD Passes	6	at Baylor (Oct 17, 2015)
Total Plays	88	at TCU (Oct 29, 2015)
Total Offense	693	at Baylor (Oct 17, 2015)
Yards Per Play	8.2	at Baylor (Oct 17, 2015)
Points	62	at Baylor (Oct 17, 2015)
Sacks By	7	at Oklahoma (Oct 03, 2015)
First Downs	35	at TCU (Oct 29, 2015)
Penalties	12	at Oklahoma (Oct 03, 2015)
Penalty Yards	134	at Oklahoma (Oct 03, 2015)
Turnovers	6	vs Maryland (Sep 26, 2015)
Interceptions By	3	at Oklahoma (Oct 03, 2015)
Punts	8	vs Oklahoma State (Oct 10, 2015)
Punting Avg	46.4	vs Georgia Southern (Sep 5, 2015)
Long Punt	58	at Oklahoma (Oct 03, 2015)
Punts inside 20	3	at Oklahoma (Oct 03, 2015)
	3	vs Oklahoma State (Oct 10, 2015)
Long Punt Return	27	at Oklahoma (Oct 03, 2015)