



# BASEBALL

WVU ATHLETIC COMMUNICATIONS  
PO Box 877 | Morgantown, WV 26507-0877  
304.293.2821

WVUSPORTS.com

WVU Baseball @WVUBaseball

## GAMES 59-62 // NCAA REGIONAL

June 2-5, 2017 | David F. Couch Ballpark (3,823) | Winston-Salem, North Carolina

### GAME INFORMATION

Friday, June 2..... 2 p.m. ET  
Saturday, June 3..... 2 p.m. / 7 p.m. ET  
Sunday, June 4..... 12 p.m. ET / 5 p.m. ET  
Monday, June 5 (If Necessary)..... 7 p.m. ET



### LIVE COVERAGE

TV/Live Video ..... ESPN3, WatchESPN App  
Live Stats ..... NCAA.com/Scoreboard/Baseball/D1  
Radio ..... Mountaineer Sports Net. from IMG  
.. TuneIn Radio or Mountaineer Gameday App  
..... WVUsports.com  
Twitter ..... @WVUBaseball



## 2017 SCHEDULE

Overall Record: 34-24

Big 12: 12-12 Non-Conference: 22-12  
Home: 14-8 Away: 15-14 Neutral: 5-2

Fri., Feb. 17	at Charlotte	L, 6-3
Sat., Feb. 18	at Charlotte	L, 13-2
Sun., Feb. 19	at Charlotte	W, 6-3
Fri., Feb. 24	vs. George Mason # ^	W, 5-3
Sat., Feb. 25	at No. 18 Coastal Carolina #	W, 22-9
Sun., Feb. 26	vs. Ball State # ^	W, 4-1
Mon., Feb. 27	at No. 18 Coastal Carolina #	W, 4-1
Thu., March 2	at Nicholls	W, 8-1
Fri., March 3	at Tulane	L, 9-8
Sat., March 4	at Tulane	L, 6-0
Sun., March 5	at Tulane	W, 18-5
Tue., March 7	at Southeastern Louisiana	Rained Out
Wed., March 8	at Southeastern Louisiana	L, 4-2 (12)
Fri., March 10	at Old Dominion	L, 8-4
Fri., March 10	at Old Dominion	W, 3-1
Sat., March 11	at Old Dominion	L, 7-4
<b>Tue., March 14</b>	<b>Morehead State</b>	<b>Postponed (April 5)</b>
Fri., March 17	at No. 10 Baylor * - FS1	W, 7-1
Sat., March 18	at No. 10 Baylor * - FSSW+	W, 6-5
Sun., March 19	at No. 10 Baylor * - FCS Central	L, 5-1
Wed., March 22	at Penn State	Postponed (May 10)
<b>Fri., March 24</b>	<b>Jacksonville</b>	<b>W, 5-3</b>
<b>Sat., March 25</b>	<b>Jacksonville</b>	<b>W, 8-1</b>
<b>Sat., March 25</b>	<b>Jacksonville</b>	<b>L, 8-2</b>
Tue., March 28	at Pitt	W, 8-4
Fri., March 31	at No. 23 Oklahoma State * - FSSW+	L, 3-2
Sat., April 1	at No. 23 Oklahoma State *	W, 5-3 (10)
Sun., April 2	at No. 23 Oklahoma State *	W, 9-8
<b>Tue., April 4</b>	<b>Marshall</b>	<b>W, 14-7</b>
<b>Wed., April 5</b>	<b>Morehead State</b>	<b>W, 5-1</b>
<b>Fri., April 7</b>	<b>Kansas *</b>	<b>W, 10-1</b>
<b>Sat., April 8</b>	<b>Kansas *</b>	<b>W, 8-0</b>
<b>Sun., April 9</b>	<b>Kansas *</b>	<b>L, 7-2</b>
Tue., April 11	at No. 21 Maryland	L, 7-6
<b>Fri., April 14</b>	<b>No. 3 TCU * - FCS Atlantic</b>	<b>W, 5-4</b>
<b>Sat., April 15</b>	<b>No. 3 TCU *</b>	<b>L, 8-6</b>
<b>Sun., April 16</b>	<b>No. 3 TCU * - Nexstar Media</b>	<b>W, 5-4</b>
Tue., April 18	at Marshall &	W, 8-4
Fri., April 21	at Kansas State * - Cox Kansas	W, 9-7
Sat., April 22	at Kansas State *	L, 8-4
Sun., April 23	at Kansas State *	L, 11-4
Tue., April 25	at Virginia Tech	W, 8-6
<b>Fri., April 28</b>	<b>Oklahoma *</b>	<b>W, 4-2</b>
<b>Sat., April 29</b>	<b>Oklahoma *</b>	<b>L, 3-1</b>
<b>Sun., April 30</b>	<b>Oklahoma * - Nexstar Media</b>	<b>L, 7-4 (10)</b>
<b>Tue., May 2</b>	<b>Eastern Michigan</b>	<b>W, 17-1</b>
<b>Sat., May 6</b>	<b>No. 4 Texas Tech * - FCS Central</b>	<b>L, 1-0</b>
<b>Sat., May 6</b>	<b>No. 4 Texas Tech *</b>	<b>L, 4-3</b>
<b>Sun., May 7</b>	<b>No. 4 Texas Tech *</b>	<b>W, 3-2</b>
<b>Tue., May 9</b>	<b>Penn State</b>	<b>L, 6-5</b>
Wed., May 10	vs. Penn State (PNC Park)	W, 4-2
<b>Fri., May 12</b>	<b>Gardner-Webb</b>	<b>Rained Out</b>
<b>Sat., May 13</b>	<b>Gardner-Webb</b>	<b>W, 15-5</b>
<b>Sun., May 14</b>	<b>Gardner-Webb</b>	<b>W, 4-3</b>
<b>Tue., May 16</b>	<b>Pitt</b>	<b>W, 2-0</b>
Fri., May 19	at Texas * - LHN	L, 6-2
Sat., May 20	at Texas * - LHN	W, 4-3
Sun., May 21	at Texas * - LHN	L, 9-4
Wed., May 24	vs. Baylor % - FCS	W, 11-1 (8)
Thu., May 25	vs. Oklahoma State % - FCS	L, 8-4
Fri., May 26	vs. No. 3 Texas Tech % - FCS	W, 12-7 (10)
Sat., May 27	vs. Oklahoma State % - FCS	L, 4-3 (10)
Fri., June 2	vs. Maryland + - ESPN3	2 p.m.
Sat., June 3	vs. Wake Forest/UMBC + - ESPN3	2/7 p.m.

\* Big 12 Conference Game | & Charleston, W.Va.  
# Caravelle Resort Tournament | ^ Myrtle Beach, S.C.  
% Phillips 66 Big 12 Championship, Oklahoma City  
+ NCAA Regionals, Winston-Salem, N.C.  
All times Eastern and subject to change  
Home games, in bold, played at Monongalia County Ballpark

### WEST VIRGINIA MOUNTAINEERS

34-24 (12-12 Big 12)	<b>Record</b>	37-21 ( 15-9 Big Ten)
RV / 20	<b>NCBWA / RPI</b>	NR / 32
Randy Mazey (5th)	<b>Head Coach (Season)</b>	John Szeffc (5th)
158-125 (345-285-2, 11th)	<b>Record at School (Overall, Season)</b>	179-120 (391-257-3, 12th)
Cole Austin, Darius Hill (69)	<b>Hits Leader</b>	Marty Costes (75)
Ivan Gonzalez (.314)	<b>Avg. Leader (min. 100 AB)</b>	Brandon Gum (.330)
Sam Kessler (2.55)	<b>ERA Leader (min. 30.0 IP or 20 app.)</b>	Andrew Miller (1.96)
Braden Zarbnisky (6)	<b>Wins Leader</b>	Tyler Blohm (8)

### MARYLAND TERRAPINS

### WAKE FOREST DEMON DEACONS

39-18 (19-11 ACC)	<b>Record</b>	23-23 (11-9 America East)
14 / 15	<b>NCBWA / RPI</b>	NR / 159
Tom Walter (8th)	<b>Head Coach (Season)</b>	Bob Mumma (6th)
235-216 (663-547, 21st)	<b>Record at School (Overall, Season)</b>	130-167 (Same)
Stuart Fairchild, Jonathan Pryor (83)	<b>Hits Leader</b>	Andrew Casali (62)
Jake Mueller (.354)	<b>Avg. Leader (min. 100 AB)</b>	Andrew Casali (.333)
Griffin Roberts (2.31)	<b>ERA Leader (min. 30.0 IP or 20 app.)</b>	Michael Austin (4.21)
Parker Dunshee (9)	<b>Wins Leader</b>	Jacob Christian, Mitchell Wilson (5)

### UMBC RETRIEVERS

## BY THE NUMBERS

**2** West Virginia is one of just two schools, along with Michigan, to have its football team win 10 games, its basketball team advance to the Sweet 16 and its baseball team earn an NCAA Tournament berth. WVU is also one of 13 Power Five schools to play in a bowl game and the NCAA Tournament in both men's basketball and baseball.

The Mountaineers have earned an NCAA Tournament berth for the first time since 1996 and the 12th time in team history. WVU's first NCAA appearance was in 1955, when it hosted Wake Forest in a best-of-three series in Morgantown. West Virginia went 1-2, as WF advanced to the College World Series and won an NCAA title.

**77.8 %** Seven of the Big 12 Conference's nine teams, or 77.8 percent, made the NCAA Tournament. No other conference had more than 60 percent of its teams earn an NCAA berth. Additionally, the Big 12 continues to have the No. 1 RPI in the country, and six teams rank in the top-25.

1996



## QUICK FACTS

### General Information

Location . . . . . Morgantown, W.Va.  
 Founded . . . . . 1867  
 Nickname . . . . . Mountaineers  
 Conference . . . . . Big 12  
 Enrollment . . . . . 31,514  
 Colors . . . . . Old Gold (PMS 124 C) and Blue (295 C)  
 President . . . . . Dr. E. Gordon Gee (Utah, '68)  
 Director of Athletics . . . . . Shane Lyons (WVU, '87)  
 Athletic Department Phone . . . . . 304-293-5621  
 Ticket Office Phone . . . . . 1-800-WVU GAME

### Coaches and Staff

Head Coach . . . . . Randy Mazey (5th Season)  
 Alma Mater . . . . . Clemson ('88)  
 WVU Record . . . . . 158-125 (4 Seasons)  
 Career Record . . . . . 345-285-2 (10 Seasons)  
 Assistant Coach . . . . . Derek Matlock (5th Season)  
 Alma Mater . . . . . UT Arlington ('90)  
 Assistant Coach . . . . . Steve Sabins (2nd Season)  
 Alma Mater . . . . . Embry-Riddle ('11)  
 Volunteer Assistant . . . . . Cody Atkinson  
 Strength Coach . . . . . Chris Dunaway  
 Director of Baseball Operations . . . . . Ryan Tuntland

### Baseball History

First Season . . . . . 1892  
 Seasons . . . . . 122nd Season (125 Years)  
 All-Time Record . . . . . 2129-1526-19 (.579)  
 All-Time Big 12 Record (Since 2013) . . . . . 55-61  
 NCAA Tournaments (Record) . . . . . 12 (8-22)  
 1955, 61, 62, 63, 64, 67, 82, 85, 87, 94, 96, 2017  
 Conference Championships . 19 (14 Reg, 5 Tourney)  
 Regular Season: 1955, 61, 62, 63, 64, 67 (SoCon);  
 1981, 82 (Eastern 8); 1984, 85, 86, 87, 88 (A-10);  
 1996 (Big East)  
 Tournament: 1982 (Eastern 8); 1985, 87, 94 (A-10);  
 1996 (Big East)

### Monongalia County Ballpark

Capacity . . . . . 3,500  
 First Season . . . . . 2015  
 All-Time Record . . . . . 42-28  
 Playing Surface . . . . . AstroTurf, Clay Mound  
 Dimensions . . . . . RF/LF - 325, RC/LC - 375, CF - 400

### Team Information

Lettermen Returning/Lost . . . . . 18/14  
 Starters Returning/Lost . . . . . 7/2  
 Position Players Returning/Lost . . . . . 11/6  
 Pitchers Returning/Lost . . . . . 10/7  
 Newcomers . . . . . 15  
 2016 Record (Big 12) . . . . . 36-22 (12-11, 4th)

## FOLLOWING THE MOUNTAINEERS

**Website** . . . . . WVUsports.com  
**Twitter** . . . . . @WVUBaseball  
**Facebook** . . . . . /WVUBaseball  
**Instagram** . . . . . @WVUBaseball  
**Coach Mazey** . . . . . @CoachMazey

### WVUsports.com

For official news, notes and more on the WVU baseball team, visit WVUsports.com, the official website of the West Virginia University Mountaineers

### Radio

The Mountaineers can be heard on the radio throughout the state on the Mountaineer Sports Network from IMG. Dan Zangrilli will have the play-by-play call, and Ernie Galusky will provide color commentary for all home games and select road contests. A complete list of games and stations broadcasting the Mountaineers can be found below.

## MOUNTAINEERS ON THE RADIO

Market	Station	Frequency
Beckley	WBKW-AM	1070
Charleston	WJYP-AM	1300
Charleston	WMON-AM	1340
Charleston	WSCW-AM	1410
Clarksburg	WPDX-AM	750
Clarksburg	WPDX-FM	104.9
Hinton	WMTD-FM	102.3
Morgantown	WRLF-FM	94.3

## MEDIA INFORMATION

The West Virginia University Athletic Communications Office will be available throughout the 2017 season to accommodate any media requests.

### Interviews During the Week

Any member of the media wishing to interview a student-athlete or member of the coaching staff during the week should contact WVU baseball SID Charlie Healy (Charles.Healy@mail.wvu.edu or 304-293-2821) at least 24 hours in advance.

### Postgame Interviews

Postgame interviews for all home games with coach Randy Mazey and select student-athletes will take place on the field 10 minutes following the conclusion of the game.

### Social Media: @WVUBaseball

Don't miss a pitch this season by following and connecting with the Mountaineers on social media. By following @WVUBaseball on Twitter, Facebook and Instagram, fans will get official news and notes, behind-the-scenes updates and an exclusive look at the team both on and off the field.

### Live Video

Fans can watch a live stream of every home game on WVUsports.com. Links to each broadcast, along with road games being live streamed by the home team, can be found on the baseball schedule page on WVUsports.com. Additionally, select practices, interviews and more will be broadcast live on Facebook or Periscope and can be accessed by following the team at @WVUBaseball.

### Radio Schedule

Forty regular-season games will air on the Mountaineer Sports Network from IMG. The schedule begins with the March 14 contest vs. Morehead State and continues with every game through the end of the season.

### Online and on Mobile

Fans can also listen to every radio broadcast online at WVUsports.com, and on the TuneIn Radio App and the Mountaineer Gameday App.

### Receiving Information

Media members may receive press releases, notes and more via e-mail. To be added to the e-mail list, please e-mail Charles.Healy@mail.wvu.edu.

### WVUsports.com

Visit WVUsports.com for player and coaching staff bios, the latest stories and updated stats and the WVU baseball record book.

### Athletic Communications

Baseball SID . . . . . Charlie Healy  
 Office Phone . . . . . 304-293-2821  
 Cell Phone . . . . . 304-692-9140  
 E-mail . . . . . Charles.Healy@mail.wvu.edu  
 Twitter . . . . . @CharlieHealy4  
 Fax . . . . . 304-293-4105  
 Mailing Address . . . . . PO Box 0877  
 Morgantown, WV 26507-0877

## Streak Snapped as Mountaineers Make 12th NCAA Tournament Appearance

The West Virginia University baseball team makes its 12th NCAA Tournament appearance in program history this weekend at the Winston-Salem Regional in Winston-Salem, North Carolina.

Seeded second in the regional, WVU will face third-seeded Maryland on Friday, June 2, at 2 p.m. ET at David F. Couch Ballpark. No. 1-seeded Wake Forest, ranked 13th nationally, and fourth-seeded UMBC round out the regional and will play on Friday at 7 p.m. The WVU-UMD and WF-UMBC winners will meet on Saturday, June 3, at 7 p.m., while the two games' losers will play Saturday at 2 p.m. The regional continues on Sunday, June 4, with games at noon and 5 p.m. If necessary, a final game will be played on Monday, June 4, at 7 p.m., to crown a regional champion.

The Mountaineers (34-24) earned an NCAA Regional berth for the first time since 1996 and the first NCAA at-large bid in program history. WVU owns an NCAA record of 8-22 and has made five previous trips to North Carolina in postseason play. WVU played a total of 12 NCAA Tournament games in Gastonia, North Carolina, all in the 1960s.

In the No. 1 RPI conference in the country, West Virginia is coming off a fourth-place finish in the Big 12 and a semifinal finish in the conference tournament. Seven of the nine Big 12 teams made the NCAA Tournament.

WVU will face a familiar foe in the Terrapins (37-21) on Friday. The two teams have met 64 times before, most recently in College Park, Maryland, on April 11, a 7-6 Maryland victory. West Virginia and UMD have never squared off in the NCAA Tournament.

The 13th-ranked Demon Deacons (39-18) are a familiar NCAA Tournament opponent for WVU. Six of WVU's 30 postseason games have come against Wake Forest, including the first three in 1955. WF won the best-of-three regional in Morgantown, and added a win in 1962 and two victories in 1963, all in Gastonia. Should WVU play Wake Forest, it will be the Mountaineers' 17th game against a top-25 foe, after going 10-6 in the first 16 games.

The Retrievers (23-23) earned an NCAA berth for the first time since 2001 after winning the America East Conference Tournament. WVU and UMBC have played just twice before, with the Mountaineers coming away victorious in both 2000 and 2013.

### Quick Hits: Key Team Notes

- West Virginia is celebrating its 125th year of baseball. Founded in 1892, WVU owns an all-time record of 2,129-1,526-19. The Mountaineers are the second-oldest program in the Big 12.
- WVU is 34-24 on the season, 14-8 at home, 15-14 on the road and 5-2 at a neutral site.
- West Virginia is ranked No. 19 in the NCAA RPI. The Big 12 has six teams in the top 25 and the league has the No. 1 RPI in the nation.
- The Mountaineers are making their 12th NCAA Tournament appearance in program history and the first since 1996. WVU is 8-22 in NCAA play and earned its first at-large berth in program history.
- WVU is one of seven of the Big 12's nine teams to earn a postseason berth. The 77.8 percent of Big 12 teams to make the tournament is the most of any conference.
- WVU finished tied for fourth place in the Big 12, with a 12-12 record, and won its first four weekend series in conference play. West Virginia earned the No. 4 seed in the Big 12 Championship for the second consecutive season and has reached the semifinals in back-to-back years.
- The Mountaineers are 10-6 against top-25 teams, with all but six games coming on the road.
- Sophomore designated hitter/right-handed pitcher Braden Zarbnisky has been named one of five finalists for the John Olerud Two-Way Player of the Year award watch list, presented by the College Baseball Foundation. An All-Big 12 First Team honoree, Zarbnisky is hitting .339 in 42 games with 24 starts and has a team-leading six wins and six saves while posting a 2.63 ERA in 22 relief appearances.
- Senior right-handed reliever Jackson Sigman has made 35 appearances this year, the most in a single season in program history, and is second on the team lead with five wins.
- Senior Jackson Cramer has been named one of 10 finalists for the Senior CLASS Award. The award recognizes senior student-athletes who have shown a commitment in four areas: community, classroom, character and competition. Fans can vote for Cramer at seniorCLASSaward.com.
- Kyle Davis' reached-base streak was snapped at a team-high 23 games on May 20, a stretch that included a team-best 12-game hitting streak.
- The Mountaineers have had record-setting home crowds throughout the 2017 season. A total of 40,616 fans, for an average of 1,846 per game, filled the stands in 2017, both program records. Additionally, 3,415 saw WVU face No. 3 TCU on April 15, the largest home crowd in team history.
- West Virginia played at PNC Park on May 10, recording a 4-2 win over Penn State. The game was WVU's first at the Pittsburgh Pirates' ballpark and its first game at the home of the Pirates since 1998, a 9-8 win over rival Pitt at old Three Rivers Stadium.
- Brandon White had a 16 game reached-base streak, which ended on April 28 against Oklahoma.
- The two wins over No. 3 TCU, WVU's first-ever series win in the all-time series, is the highest-ranked opponent WVU has defeated in program history and the third and fourth wins over a top-five team in the last two seasons.
- Sophomore Jimmy Galusky was named to the Brooks Wallace Award Watch List on April 18, which honors the nation's top shortstop.
- Junior BJ Myers and freshman Brandon White were named Big 12 Pitcher and Newcomer of the Week following WVU's series win over TCU.
- Sophomore right-hander Michael Grove was named the NCBWA National Pitcher of the Week, the Big 12 Pitcher of the Week and one of the National Players of the Week by Collegiate Baseball Newspaper, on April 10, after taking a perfect game into the eighth inning in WVU's 8-0 win against Kansas on April 8.
- Darius Hill had a career-best and team-leading 13-game hitting streak, which ended on March 8 at Southeastern Louisiana. He had at least one hit in each of WVU's first 11 games, with four multi-hit games and four multi-RBI contests.
- West Virginia went 2-0 against No. 18 Coastal Carolina on Feb. 25 and 27, its first games against a ranked foe in 2017 and its first-ever games against a defending national champion.
- In West Virginia 22-9 win at No. 18 Coastal Carolina on Feb. 25, WVU's 22 runs were the most since it scored 23 against Duquesne in 2010. WVU's 29 hits was three shy of the school record of 32, set in 2009, and the Mountaineers' six home runs was one shy of the school record of seven, set in 1997. WVU's 56 at-bats is a new school record. Jackson Cramer had a career-best five hits, four extra-base hits and three doubles, all one shy of tying the school record, and he added a career-high six RBIs.
- Sophomore catcher Ivan Gonzalez was named to the 2017 Johnny Bench Award Watch List, honoring the top Division I collegiate catcher.
- West Virginia played its first 18 games away from home, after the home opener, on Tuesday, March 14, was postponed due to snow.
- Coach Randy Mazey is 158-125 at West Virginia and became the fifth coach in team history to eclipse the 100-win mark and the second to accomplish the feat in his first four seasons. Mazey is 345-285-2 in his career.
- West Virginia was voted to finish fifth in the 2017 Big 12 Conference baseball preseason coaches' poll, WVU's highest preseason ranking since joining the conference in 2013.
- WVU has had 14 draft selection in coach Randy Mazey's four seasons, the most draft picks in a four-year stretch in team history.



# WVU'S NCAA TOURNAMENT HISTORY

## NCAA Breakdown

<b>NCAA Tournament Appearances</b>	12
1955, 1961, 1962, 1963, 1964, 1967, 1982, 1985, 1987, 1994, 1996, 2017	
<b>NCAA District/Regionals Hosted</b>	1 (1955)
<b>NCAA District/Regional Finals</b>	2 (1961, 1982)
<b>NCAA Super Regional Appearances</b>	0
<b>NCAA College World Series Appearances</b>	0

## MOUNTAINEERS IN THE NCAA TOURNAMENT AND THE MAJOR LEAGUES

Jim Heise (1955)	MLB Debut: 1957, Washington Senators
Buck Guth (1967)	MLB Debut: 1972, Minnesota Twins
Scott Seabol (1996)	MLB Debut: 2001, New York Yankees

## Record Breakdown

**Overall Record** 8-22 (.267)

### RECORD VS. OPPONENT

Arkansas	0-1	Michigan	0-1
Auburn	1-1	Mississippi State	0-1
Clemson	0-3	Old Dominion	1-0
Duke	0-1	Ole Miss	0-1
East Carolina	1-1	Rider	1-0
Florida	0-2	South Carolina	0-2
Florida State	1-2	Tennessee	1-1
Ga. Southern	1-0	<b>Wake Forest</b>	1-5

### RECORD BY CONFERENCE

ACC	1-9
Big Ten	0-1
ECAC South	2-0
Independent	1-5
NEC	1-0
SEC	2-6
Southern	1-0
Southwest	0-1

\* Membership listed as when played

### RECORD BY SEED

As #5 seed	3-4	vs. #1 seed	0-1
		vs. #2 seed	1-3
		vs. #3 seed	1-0
		vs. #6 seed	1-0

\* West Virginia was seeded fifth in 1994 and 1996, when regionals hosted eight teams. Regional seeding began in 1988.

### RECORD BY SITE

Morgantown, West Virginia	1-2
Clemson, South Carolina	2-2
Columbia, South Carolina	2-2
Gastonia, North Carolina	2-10
Huntsville, Alabama	0-2
Miami, Florida	0-2
Starkville, Mississippi	0-2

## Year-By-Year Results

### 1955 – District 3 (Morgantown, W.Va.) – 1-2

May 28: Wake Forest 5, West Virginia 1
May 30: West Virginia 9, Wake Forest 7
May 31: Wake Forest 6, West Virginia 5

### 1961 – District 3 (Gastonia, N.C.) – 1-2

June 1: Florida State 3, West Virginia 1
June 2: West Virginia 4, Florida State 3
June 3: Duke 7, West Virginia 3
* Reached District Final

### 1962 – District 3 (Gastonia, N.C.) – 0-2

May 31: Wake Forest 8, West Virginia 3
June 1: Florida State 6, West Virginia 5

### 1963 – District 3 (Gastonia, N.C.) – 1-2

May 30: Wake Forest 4, West Virginia 3
May 30: West Virginia 2, Auburn 1
June 1: Wake Forest 12, West Virginia 8

### 1964 – District 3 (Gastonia, N.C.) – 0-2

May 28: Ole Miss 11, West Virginia 0
May 28: East Carolina 6, West Virginia 5

### 1967 – District 3 (Gastonia, N.C.) – 0-2

June 2: Auburn 8, West Virginia 3 (12 innings)
June 3: Clemson 5, West Virginia 0

### 1982 – East Regional (Columbia, S.C.) – 2-2

May 27: South Carolina 7, West Virginia 0
May 28: West Virginia 7, Old Dominion 6 (10)
May 29: West Virginia 4, East Carolina 1
May 30: South Carolina 2, West Virginia 1
* - Reached East Regional Final

### 1985 – South I Regional (Starkville, Miss.) – 0-2

May 23: (1) Mississippi State 10, West Virginia 1
May 26: Michigan 9, West Virginia 2

### 1987 – South I Regional (Huntsville, Ala.) – 0-2

May 21: Clemson 8, West Virginia 0
May 22: Arkansas 7, West Virginia 2

### 1994 – Atlantic Regional (Miami, Fla.) – 1-2

May 27: (2) Florida 8, (5) West Virginia 7
May 28: (5) West Virginia 19, (6) Rider 7
May 29: (2) Florida 12, (5) West Virginia 8

### 1996 – Atlantic Regional (Clemson, S.C.) – 2-2

May 23: (5) West Virginia 8, (2) Tennessee 4
May 24: (5) West Virginia 9, (3) Georgia Southern 4
May 25: (1) Clemson 6, (5) West Virginia 3
May 25: (2) Tennessee 10, (5) West Virginia 4
* Reached Semis after 2-0 start

### 2017 - Winston-Salem Regional

June 2: (2) West Virginia vs. (3) Maryland
June 3: (2) West Virginia vs. (1) WFU/(4) UMBC

\* Regional seeding began in 1988

The 2017 NCAA Winston-Salem Regional marks West Virginia's 12th NCAA appearance in team history and first since 1996. The Mountaineers are 8-22 all-time in NCAA play, and have advanced to the regional finals twice, in 1961 and 1982.

Twelve of WVU's 30 NCAA Tournament games have come in North Carolina, as West Virginia is 2-10 in Gastonia. WVU is 1-2 at home.

The Mountaineers are 1-9 against the ACC, 0-1 against the Big Ten and have not played a team in the America East.

WVU made its first NCAA appearance in 1955, when it hosted Wake Forest in the District 3 Playoffs. West Virginia lost the best-of-three series, 2-1, as the Demon Deacons advanced to the College World Series and won the national title. The Mountaineers' first NCAA win came on May 30, 9-7.

West Virginia reached the NCAA Tournament five times in the 1960s, and played in the District 3 Playoffs in Gastonia, North Carolina, each time. WVU made the postseason in four consecutive seasons beginning in 1961. The Mountaineers' wins in the stretch came in 1961, 4-3 against Florida State, and 1963, a 2-1 win against Auburn.

After a postseason appearance in 1967, WVU would not return until 1982. West Virginia traveled to the East Regional in Columbia, South Carolina, where it went 2-2. The Mountaineers won back-to-back games, 7-6 in 10 innings against Old Dominion, before a 4-1 win against East Carolina. WVU also made the Tournament in 1985 and 1987, going 0-2 both years.

The Mountaineers went 1-2 in 1994, with a 19-7 win against Rider in Miami.

WVU's last NCAA trip before 2017 was in 1996. West Virginia opened play in Clemson, South Carolina, with an 8-2 upset win over second-seeded Tennessee. A 9-4 win over Georgia Southern followed to send WVU to the regional semifinals, but the Mountaineers lost their next two games.

Prior to regional play, West Virginia played Lafayette in a play-in game in 1948, though the game is not recognized in the NCAA's postseason record book. Lafayette won, 8-0, and advanced to the NCAA Finals.



# WVU NCAA TOURNAMENT RECORDS

## WVU Team Records

### WVU TOURNAMENT HIGHS

<b>Runs</b>	19 (vs. Rider, May 28, 1994)
<b>Hits</b>	25 (vs. Rider, May 28, 1994)
<b>RBI's</b>	17 (vs. Rider, May 28, 1994)
<b>Doubles</b>	<b>5 (twice)</b> vs. Georgia Southern May 24, 1996 vs. Rider May 28, 1994
<b>Triples</b>	2 (vs. Auburn May 30, 1963)
<b>Home Runs</b>	3 (vs. Wake Forest June 1, 1963)
<b>Errors</b>	9 (vs. Wake Forest, June 1, 1963)

<b>Runs Allowed</b>	<b>12 (twice)</b> Wake Forest, May 31, 1963 Florida, May 29, 1994
<b>Hits Allowed</b>	18 (Tennessee, May 25, 1996)
<b>Opponent Errors</b>	4 (Old Dominion, May 28, 1982)

### TOURNAMENT LOWS

<b>Runs</b>	<b>0 (4 times)</b> vs. Ole Miss, May 28, 1964 vs. Clemson, June 3, 1967 vs. South Carolina, May 27, 1982 vs. Clemson, May 21, 1987
<b>Hits</b>	2 (vs. Duke, June 3, 1961)

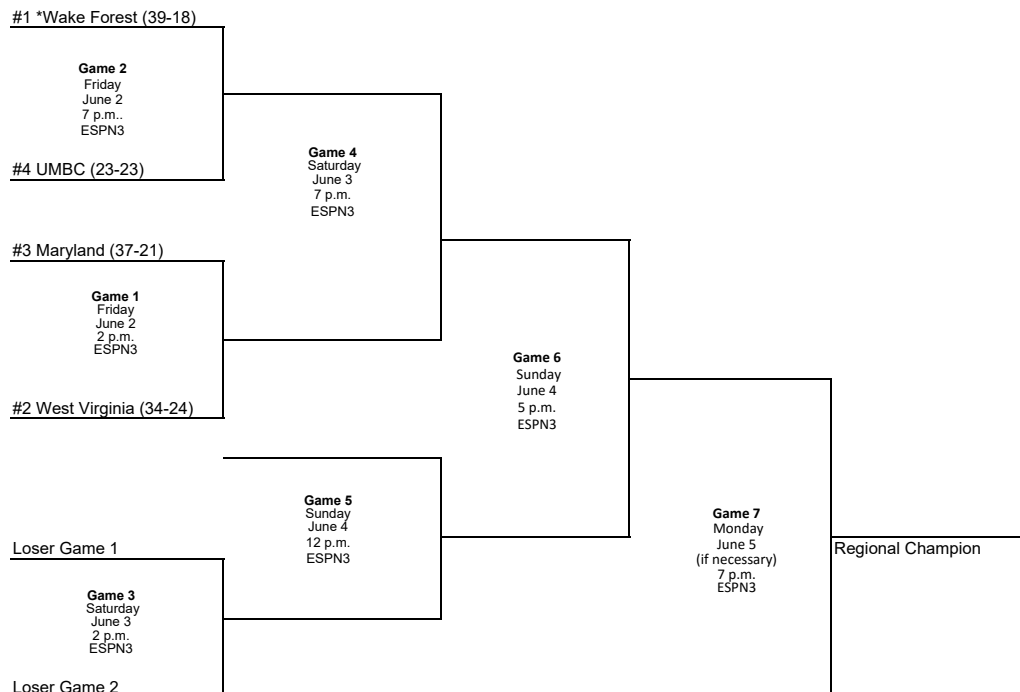
<b>Runs Allowed</b>	<b>1 (twice)</b> vs. Auburn, May 30, 1963 vs. East Carolina, May 29, 1982
<b>Hits Allowed</b>	3 (vs. East Carolina, May 29, 1982)

## WVU Individual Records

<b>Runs</b>	4 (Marvin Randall, vs. Rider, May 28, 1994)
<b>Hits</b>	4 (Marvin Randall, vs. Rider, May 28, 1994)
<b>RBI's</b>	4 (Jack Rabbits, vs. Wake Forest, May 30, 1955)
<b>Doubles</b>	<b>2 (twice)</b> Kirk Taylor vs. Georgia Southern (May 24, 1996) Josh Williamson vs. Rider (May 28, 1994)
<b>Triples</b>	<b>1 (4 times)</b> Lee Salin vs. Rider (May 28, 1994) Bill Marovic vs. Auburn (May 30, 1963) Bob Munchin vs. Auburn (May 30, 1963) Ed Lenart vs. Wake Forest (May 30, 1955)
<b>Home Runs</b>	<b>1 (7 times)</b> Last: Andy Srebroski vs. Florida (May 29, 1994)

<b>Fewest Hits Allowed (min. 5 IP)</b>	<b>3</b> Vaughn Kovach vs. East Carolina (May 28, 1964)
<b>Fewest Runs Allowed (min. 5 IP)</b>	<b>0</b> John Holshey (5.0 IP) vs. Old Dominion (May 28, 1982) Jeff Wilson (6.0 IP) vs. Florida State (June 1, 1963)
<b>Fewest Earned Runs Allowed (min. 5 IP)</b>	<b>0</b> Tom Shafer (9.0 IP) vs. Florida State (June 1, 1961)
<b>Fewest Walks Allowed (min. 5 IP)</b>	<b>0</b> Ryan Williams (7.0 IP) vs. Florida (May 27, 1994)
<b>Most Strikeouts</b>	<b>10</b> Jerry Meadows vs. Auburn (June 2, 1967)
<b>Complete Game</b>	<b>6 times</b> Last: Mike Riley vs. Tennessee (May 23, 1996)
<b>Saves</b>	<b>1</b> Greg Stouffer vs. Georgia Southern (May 24, 1996)

# WINSTON-SALEM REGIONAL BRACKET





# 2017 NCAA TOURNAMENT BRACKET

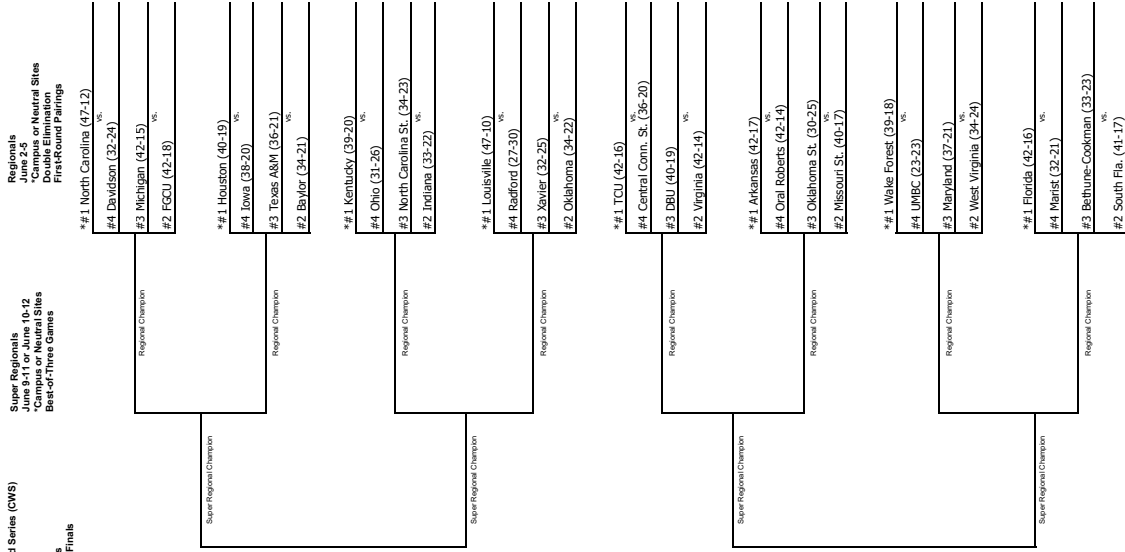
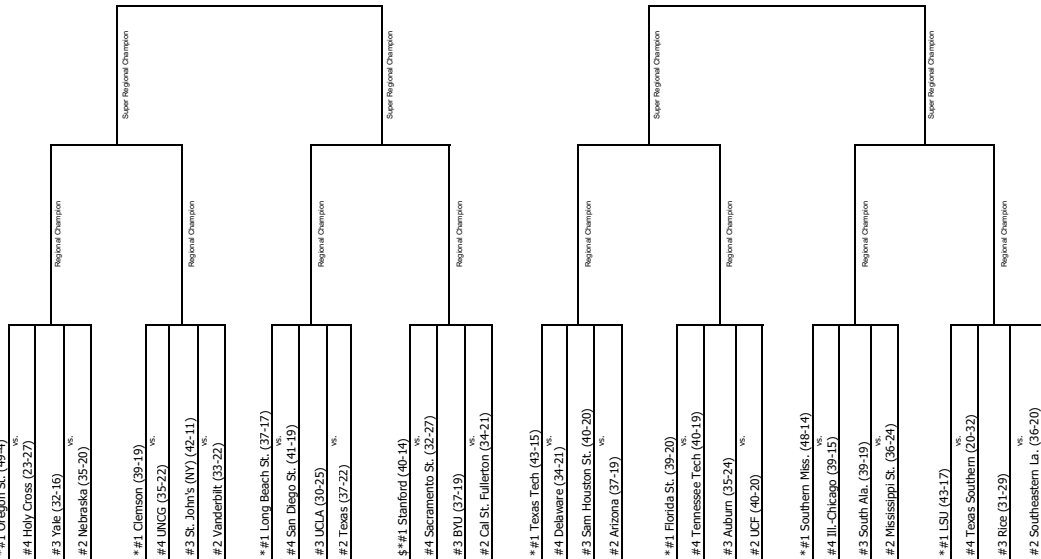
## 2017 NCAA Division I Baseball Championship



**Super Regionals (6-12)**  
- Campus or Neutral Sites  
- Best-of-Three Games

**Regionals (16-32)**  
- Campus or Neutral Sites  
- Double Elimination  
- First-Round Pairings

**Men's College World Series (CWS)**  
June 17-27/28  
- Omaha, Nebraska  
- Double Elimination  
- First-Round Pairings  
- Best-of-Three CWS Finals



### National Top Eight Seeds

- Oregon St. (49-4)
- North Carolina (47-12)
- Florida (42-16)
- LSU (43-17)
- Texas Tech (43-15)
- TCU (42-16)
- Louisville (47-10)
- Stanford (40-14)



## WVU's Record When...

	Overall	Big 12
Home	14-8	6-6
Road	15-14	6-6
Neutral	5-2	0-0
Day Games	19-15	7-9
Night Games	15-9	5-3
WVU Scores First	22-10	7-5
Opponent Scores First	12-14	5-7
WVU Scores in the 1st	16-4	4-2
Opp. Scores in the 1st	7-9	1-4
vs. Top 25	10-6	7-4
Following Loss	16-7	4-5
TV Game	9-7	7-5
vs. RHP (starter)	30-17	10-7
vs. LHP (starter)	4-7	2-5
Hitting a Home Run	18-12	4-7
Not Hitting a Home Run	16-12	8-5
Out Hit Opponent	25-9	8-4
Equal Number of Hits	4-4	3-2
Get Out Hit by Opponent	5-11	1-6
One-Run Games	7-7	6-3
Two-Run Games	9-3	3-2
Five+ Run Games	12-6	3-3
Leading After 6	27-4	9-3
Trailing After 6	6-15	2-7
Tied After 6	1-5	1-2
Leading After 7	27-3	8-2
Trailing After 7	6-19	3-8
Tied After 7	1-2	1-1
Leading After 8	29-1	9-0
Trailing After 8	4-19	2-9
Tied After 8	1-4	1-2
Shutouts	2-2	1-1
Extra Innings	2-3	1-1
Score Five or Less Runs	15-21	6-11
Score Six or More Runs	19-3	6-1
Allow Five or Fewer Runs	28-7	10-5
Allow Six or More Runs	6-17	2-7
Commit 0 Errors	12-8	6-6
Commit 1 Error	16-7	2-2
Commit 2+ Errors	6-9	4-4
February	5-2	0-0
March	8-8	2-2
April	12-7	8-6
May	9-7	2-4
Monday	1-0	0-0
Tuesday	6-2	0-0
Wednesday	3-1	0-0
Thursday	1-1	0-0
Friday	9-5	5-2
Saturday	8-9	4-5
Sunday	7-5	3-5
White Jerseys	6-2	1-2
Gold Jerseys	9-4	5-2
Blue Jerseys	5-7	1-3
Gold/Blue Camo Jerseys	13-5	5-3
Gray Jersey	3-4	1-1
Blue Pants	5-1	2-0

## Following Along

Every game at David F. Couch Ballpark will be broadcast on ESPN3 and the WatchESPN app. Doug Sherman and John Gregory will have the call.

Fans can listen to all of WVU's games on the Mountaineer Sports Network from IMG on various affiliates throughout the state, online at WVUsports.com, on the Mountaineer Gameday App and the TuneInRadio App. Dan Zangrilli will broadcast the action.

Links to video streams, radio broadcasts and live stats can be found on the baseball schedule page on WVUsports.com. Additional behind-the-scenes updates, news and notes from Winston-Salem can be found on social media by following and connecting with the team on Twitter, Facebook and Instagram at @WVUBaseball.

## On Deck: NCAA Super Regional

The winner of the Winston-Salem Regional will advance to the NCAA Super Regional. The winner will face the winner of the Gainesville Regional, featuring No. 1-seed Florida, No. 2 South Florida, third-seeded Bethune-Cookman and No. 4 Marist. Florida is seeded third nationally.

## Last Week: Mountaineers Rally Twice, Route Once in Big 12 Championship Split

West Virginia is coming off a 2-2 week at the Big 12 Championship in Oklahoma City. The Mountaineers advanced to the semifinals for the second consecutive season.

- Starter Isaiah Kearns was lights-out on the mound and the offense scored seven runs in the first inning as West Virginia opened the championship with an 11-1, eight-inning victory over Baylor on May 24. Kearns held Baylor to three hits with six strikeouts while throwing his first career complete game. The three hits allowed is a program-record low at the Big 12 Championship, and it is the first complete game at the tournament by a WVU pitcher.
- West Virginia lost its winner's bracket matchup against Oklahoma State, 8-4 on May 25. The Mountaineers had 13 hits but were held to four runs against the Cowboys. WVU was led by Braden Zarbnisky, who had a career-high four hits, an RBI and a run scored. The four hits are the most in a Big 12 Championship game by a Mountaineer in team history.
- The next day, West Virginia rallied to beat No. 3 Texas Tech, 12-7 in 10 innings. The Mountaineers erased a 6-3 deficit with a run in the eighth inning and two in the ninth to tie the game at 6-6. WVU then scored six runs in the 10th inning to beat top-seeded TTU. Jackson Cramer scored the game-tying run in the ninth on an RBI single and three-base error and followed it up with a three-RBI triple in the 10th inning. His five RBIs in the contest are the most by a Mountaineer in program history at the Big 12 Championship. West Virginia's 12 runs scored and 17 hits are also both the most in a Big 12 Championship game in team history.
- In the semifinals on May 27, WVU rallied again to tie the game in the ninth inning, but lost in the 10th inning to Oklahoma State, 4-3. West Virginia trailed 3-2 in the ninth inning when Jimmy Galusky singled in the tying run. However, OSU, who would go on to win the tournament title the following day, scored a run in the 10th to win it.

## Record Attendance in 2017

The Mountaineers have played in front of record-breaking crowds throughout the 2017 season at Monongalia County Ballpark. A total of 40,616 fans, for an average of 1,846 per game, filled the stands in 2017, both program records. Additionally, 3,415 saw the Mountaineers face No. 3 TCU on April 15, the largest home crowd in team history.

- The total season attendance of 40,616 broke last year's record of 40,390, despite WVU playing 22 home games compared to 30 in 2016.
- WVU averaged 1,846 fans per game, breaking the record of 1,507 set in 2015, the inaugural season of Monongalia County Ballpark.
- Four single-game crowds rank in the top 10 all-time, highlighted by a record 3,415 fans that watched WVU host No. 3 TCU on April 15. That broke the previous record of 3,279, set against Oklahoma in 2013 in Charleston, West Virginia, in WVU's first season in the Big 12.
- Since joining the Big 12 Conference in 2013, and the opening of Monongalia County Ballpark in 2015, attendance has gone up each season.

TOTAL ATTENDANCE			AVERAGE ATTENDANCE			TOP 10 ALL-TIME CROWDS			
Year	Games	Total	Year	Games	Total	Rank	Date	Opponent	Crowd
1. 2017	22	40,616	1. 2017	22	1,846	1.	4/15/17	TCU	3,415
2. 2016	30	40,390	2. 2015	22	1,507	2.	5/3/13	Oklahoma *	3,279
3. 2015	22	33,158	3. 2016	30	1,346	3.	4/10/15	Butler	3,110
4. 2013	21	27,907	4. 2013	21	1,328	4.	5/12/15	Pitt	3,037
5. 2014	15	16,470	5. 2014	15	1,098	5.	4/29/17	Oklahoma	2,929
6. 2010	29	8,889	6. 2010	29	329	6.	4/14/17	TCU	2,914
7. 2012	26	8,475	7. 2012	26	325	7.	4/18/15	Oklahoma	2,871
8. 2011	27	8,212	8. 2011	27	304	8.	5/16/17	Pitt	2,815
						9.	5/1/15	TCU	2,541
						10.	4/30/13	Pitt	2,535

\* - In Charleston, W.Va.



### Series History vs. Maryland

All-Time	Maryland leads, 41-23-1
Last Meeting	April 11, 2017: L, 7-6
In Morgantown	10-6-1
In College Park	12-33
Neutral Site	1-2
Under Coach Mazey (Since 2013)	2-3

#### Last 10 Games vs. Maryland

Date	Site	Result
5/9/2006	Morgantown	L, 11-9
4/24/2007	Morgantown	W, 13-2
5/8/2007	College Park	L, 6-3
4/29/2009	Morgantown	L, 8-7
4/11/2012	College Park	L, 3-0
4/22/2014	Morgantown	W, 14-2
5/13/2014	College Park	L, 4-2
4/7/2015	College Park	L, 12-7
5/10/2016	Morgantown	W, 4-1
4/11/2017	College Park	L, 7-6

### History vs. the Terrapins

West Virginia and Maryland have met 64 times, most recently on April 11, in College Park. WVU is 23-41-1 all-time against UMD, including 10-6-1 at home, 12-33 on the road and 1-2 at a neutral site.

The Mountaineers have won each of the last two home games in the series, 14-2 in 2014 and 4-1 in 2016.

Earlier this year, the Terrapins won a 7-6 home contest. Ranked No. 21 at the time, UMD rallied in the sixth and seventh innings to improve to 12-1 at home.

\*\* A complete recap and box score from the game on April 11 can be found on the following page of these notes.

### Series History vs. Wake Forest

All-Time	Wake Forest leads, 12-3
Last Meeting	Feb. 23-24, 2013: 1-1
In Morgantown	1-3
In Winston-Salem	2-5
Neutral Site	0-4
In the NCAA Tournament	1-5
Under Coach Mazey (Since 2013)	1-1

Date	Site	Result
1914	Winston-Salem	L, 6-0
5/28/1955	Morgantown *	L, 5-1
5/30/1955	Morgantown *	W, 9-7
5/30/1955	Morgantown *	L, 6-5
5/31/1962	Gastonia, N.C. *	L, 8-3
5/30/1963	Gastonia, N.C. *	L, 4-3
5/31/1963	Gastonia, N.C. *	L, 12-8
4/20/1965	Winston-Salem	L, 6-1
2/22/1992	Winston-Salem	L, 7-6
2/22/1992	Winston-Salem	W, 5-4
3/7/1999	Montgomery, Ala.	L, 5-4
5/15/2002	Morgantown	L, 4-1
2/15/2003	Winston-Salem	L, 10-2
2/23/2013	Winston-Salem	W, 9-2
2/24/2013	Winston-Salem	L, 11-3

\* NCAA Tournament Game

### History vs. the Demon Deacons

The Mountaineers have played Wake Forest 15 times, including six games in the NCAA Tournament. WFU leads the all-time series 12-3, but the two teams split the last two games, in 2013 in Winston-Salem. WVU is 1-3 in Morgantown, 2-5 on the road and 0-4 at a neutral site. In NCAA action, the Demon Deacons hold a 5-1 advantage.

\*\* A complete rundown of the series in NCAA play can be found on the following page of these notes.

### Series History vs. UMBC

All-Time	West Virginia leads, 2-0
Last Meeting	March 2, 2013: W, 4-0
In Morgantown	1-0
In Baltimore	0-0
Neutral Site	1-0
Under Coach Mazey	1-0

Date	Site	Result
5/9/2000	Morgantown	W, 11-7
3/2/2013	Myrtle Beach, S.C.	W, 4-0

### History vs. the Retrievers

The Mountaineers and UMBC have met twice before, in 2000 and 2013. WVU won both contests, 11-7 at home in 2000 and 4-0 in Myrtle Beach, South Carolina.

The 4-0 win in 2013 came in coach Randy Mazey's first season. WVU jumped out to a 1-0 lead in the first inning and added a run in the fourth and two in the fifth inning. John Means and reliever Corey Holmes held UMBC to three hits with seven strikeouts in the contest. Matt Frazer led the team with two hits and two RBIs.

### Statistical Comparison

(NCAA/Conference Rankings in parentheses)



Record (Conf.)	34-24 (12-12)	37-21 (15-9)	39-18 (19-11)	23-23 (11-9)
Home/Road	14-8	20-3	21-7	10-7
Road (Neutral)	15-14 (5-2)	9-14 (8-4)	15-9 (3-2)	10-13 (3-3)
vs. Top-25	10-6	3-6	5-7	0-0
Win-Loss Pct.	.586 (79/6)	.638 (50/3)	.684 (23/4)	.500 (153/2)

#### Hitting Statistics

Batting Average	.288 (70/3)	.275 (132/6)	.308 (20/2)	.293 (50/1)
Hits	573 (54/2)	529 (115/5)	625 (17/2)	449 (236/4)
Runs	342 (90/4)	351 (77/3)	445 (11/1)	261 (224/5)
Runs Per Game	5.9 (113/6)	6.1 (96/4)	7.8 (12/2)	5.7 (143/4)
Doubles	84 (219/9)	87 (195/9)	116 (28/4)	92 (155/3)
Triples	18 (37/2)	15 (68/4)	3 (287/14)	7 (229/6)
Home Runs	45 (106/8)	60 (41/3)	96 (2/1)	27 (220/5)
On Base Pct.	.370 (105/7)	.375 (87/4)	.402 (14/2)	.371 (100/2)
Slugging Pct.	.415 (102/5)	.429 (75/4)	.510 (5/1)	.415 (104/2)
Walks	245 (69/7)	257 (52/3)	278 (21/4)	176 (243/5)
Stolen Bases	72 (52/2)	101 (11/2)	38 (210/11)	44 (171/5)
SB-Attempts	72-108	101-123	38-53	44-63
Sacrifice Bunts	45 (35/1)	24 (108/8)	16 (269/14)	25 (204/4)
Sacrifice Flies	25 (73/3)	28 (47/3)	26 (63/8)	23 (98/2)
Hit by Pitch	30 (281/9)	66 (43/2)	59 (80/6)	28 (283/5)



#### Pitching Statistics

ERA	4.12 (74/3)	3.86 (55/4)	4.15 (79/8)	5.60 (215/5)
K-to-BB Ratio	2.09 (105/4)	2.82 (23/2)	2.23 (87/6)	1.66 (188/2)
K per 9 Inn.	8.5 (51/5)	8.4 (56/2)	8.8 (32/4)	6.3 (258/5)
BB per 9 Inn.	4.08 (159/5)	3.00 (25/3)	3.95 (145/7)	3.77 (119/2)
Hits per 9 Inn.	8.05 (31/3)	8.85 (73/3)	8.40 (43/7)	10.40 (216/5)
WHIP	1.35 (55/3)	1.32 (41/3)	1.37 (68/7)	1.57 (184/4)
Opponent BA	.241	.258	.248	.290
Shutouts	2 (150/7)	4 (57/3)	3 (101/8)	2 (150/4)

#### Fielding Statistics

Fielding Pct.	.973 (84/6)	.969 (149/8)	.976 (38/2)	.968 (160/5)
Double Plays	42 (129/6)	54 (26/5)	41 (139/8)	32 (238/5)
Triple Plays	0	0	0	0

#### National Rankings

NCBWA	RV	NR	14	NR
USA Today Coaches	RV	NR	14	NR
Baseball America	NR	NR	13	NR
Collegiate Baseball	NR	NR	16	NR
D1 Baseball	NR	NR	14	NR
Perfect Game	NR	NR	19	NR
RPI	19	34	15	153





# HISTORY VS. REGIONAL OPPONENTS

## Maryland Terrapins

April 11, 2017 // College Park, Maryland

### West Virginia 6 (19-12)

Player	ab	r	h	rbi	bb	so	po	a	lob
Gray, Kyle 2b	4	3	2	0	1	0	2	1	0
White, Brandon cf	1	0	0	1	0	0	0	0	0
Brophy, Kevin ph	1	0	1	0	0	0	0	0	0
Cramer, Jackson 1b	4	2	3	1	1	0	9	1	0
Kearns, Isaiah pr	0	0	0	0	0	0	0	0	0
Austin, Cole 3b	4	1	2	4	0	1	2	3	0
Hill, Darius rf	5	0	1	0	0	1	3	0	3
Davis, Kyle dh	3	0	0	0	1	2	0	0	2
Illig, Chase c	0	0	0	0	1	0	2	0	0
Gonzalez, Ivan ph/c	3	0	0	0	1	5	1	2	0
Galusky, Jimmy ss	3	0	0	0	1	1	4	0	0
Lake, TJ lf	3	0	0	0	1	1	0	0	0
Manoah, Alek p	0	0	0	0	0	0	0	0	0
Sigman, Jackson p	0	0	0	0	0	0	0	0	0
Zarbnisky, Braden p/pr	0	0	0	0	0	0	1	0	0
Totals	31	6	9	6	6	7	24	11	8

### Maryland 7 (21-10)

Player	ab	r	h	rbi	bb	so	po	a	lob
Jancarski,Zach cf	5	0	2	0	0	1	1	0	2
Gum,Brandon 1b	2	1	0	0	3	0	11	0	0
Blondic,Kevin 1b	0	0	0	0	0	0	0	0	0
Costes,Marty rf	5	1	1	0	0	2	3	0	1
Dunn,Nick 2b	4	2	2	1	0	1	1	4	0
Watson,Will dh	3	1	0	0	1	0	0	0	3
Lee,AJ 3b	3	0	1	0	2	0	5	0	0
Nickens,Madison lf	4	1	2	4	0	0	1	0	0
Hisle,Patrick ss	3	0	0	0	1	0	2	1	0
Morris,Justin c	1	0	0	0	0	1	3	2	0
Maynard,Dan ph/c	3	1	1	0	1	1	4	0	2
Bloom,Taylor p	0	0	0	0	0	0	1	1	0
Stiles,Taylor p	0	0	0	0	0	0	0	0	0
Murphy,John p	0	0	0	0	0	0	0	0	0
Selmer,Ryan p	0	0	0	0	0	0	0	0	0
Hill,Ryan p	0	0	0	0	0	0	0	0	0
Totals	33	7	9	7	5	8	27	13	8

Score by Innings	1	2	3	4	5	6	7	8	9	R	H	E
West Virginia	3	0	1	0	0	0	1	0	1	6	9	1
Maryland	0	0	0	0	0	2	5	0	X	7	9	1

E - Cramer, J.; Maynard, D. LOB - WVU 8; UMD 8. 2B - Dunn, N. HR - Cramer, J.; Austin, C.; Nickens, M.; Maynard, D.  
HBP - Lee, A. SH - White, B.; Galusky, J. SF - White, B.; Austin, C. SB - Austin, C.; Gum, B.; Lee, A.; Nickens, M.

West Virginia	ip	h	r	er	bb	so	ab	bf	np
Manoah, Alek	6.0	3	2	3	6	22	26	95	
Sigman, Jackson	0.1	4	5	5	2	1	5	7	24
Zarbnisky, Braden	1.2	2	0	0	0	1	6	6	26

Maryland	ip	h	r	er	bb	so	ab	bf	np
Bloom, Taylor	2.1	3	3	3	2	1	7	11	45
Stiles, Taylor	2.2	3	1	1	2	2	11	13	61
Murphy, John	1.1	1	1	0	1	0	4	6	25
Selmer, Ryan	2.1	2	1	1	1	3	8	10	39
Hill, Ryan	0.1	0	0	0	0	1	1	1	5

Win - Selmer, R (2-0). Loss - Sigman, J. (0-2). Save - Hill, R (1).  
WP - Stiles, T. HBP - by Manoah, A. (Lee, A). Pitches/strikes: Manoah, A. 95/63; Sigman, J. 24/11; Zarbnisky, B. 26/15; Bloom, T. 45/29; Stiles, T. 61/30; Murphy, J. 25/13; Selmer, R. 39/27; Hill, R. 5/4.

Umpires - HP: Tom Honec 1B: Harry Greer 3B: Craig Alden  
Start: 4:00 PM Time: 3:17 Attendance: 721

West Virginia was edged at No. 21 Maryland, 7-6, on Tuesday, April 11, in College Park, Maryland, to begin a four-game stretch against ranked opponents.

On a hot, sun-soaked afternoon at Bob "Turtle" Smith Stadium, the Mountaineers scored three runs in the first inning and led 4-0 after three, but the Terrapins rallied with a two-run sixth inning and a five-run seventh to improve to 12-1 at home.

Down by a pair in the ninth inning, WVU attempted to rally, loading the bases with one out, but could only bring one run across on a sacrifice fly.

West Virginia led 4-0 early behind a strong start by freshman right-hander Alek Manoah and power at the plate thanks to home runs by sophomore third baseman Cole Austin and senior first baseman Jackson Cramer.

Making his second start of his career, Manoah pitched 6.0 innings and allowed two runs on just three hits with a career-high six strikeouts. After giving up a leadoff single in the first inning, Manoah did not allow another hit until the sixth.

Offensively, Austin hit a three-run home run in the first inning and Cramer added a solo homer in the third inning, his team-high seventh of the season. Cramer led the team with three hits and added an RBI and two runs scored, while Austin drove in four of WVU's six runs and had two hits.

## Wake Forest Demon Deacons

NCAA Tournament: 1955, 1962, 1963

### 1955 NCAA District 3 - Morgantown, West Virginia

#### May 28 | Wake Forest 5, West Virginia 1

	1	2	3	4	5	6	7	8	9	R	H	E
Wake Forest	0	1	0	0	2	0	0	1	1	5	8	2
West Virginia	0	0	0	0	0	0	0	1	0	1	8	5

Win - McGinley Loss - Heise

#### May 30 | West Virginia 9, Wake Forest 7

	1	2	3	4	5	6	7	8	9	R	H	E
West Virginia	0	0	0	0	0	1	0	0	8	9	9	6
Wake Forest	5	2	0	0	0	0	0	0	0	7	8	0

Win - Cook Loss - Davis

#### May 31 | Wake Forest 6, West Virginia 5

	1	2	3	4	5	6	7	8	9	R	H	E
Wake Forest	0	3	0	1	0	1	0	0	1	6	9	1
West Virginia	0	2	0	2	1	0	0	0	0	5	8	2

Win - Stokoe Loss - Heise

### 1962 NCAA District 3 - Gastonia, North Carolina

#### May 31 | Wake Forest 8, West Virginia 3

	1	2	3	4	5	6	7	8	9	R	H	E
West Virginia	0	0	0	1	0	2	0	0	0	3	8	2
Wake Forest	0	0	0	3	0	0	4	1	x	8	7	1

Win - Biddix Loss - Saunders

### 1963 NCAA District 3 - Gastonia, North Carolina

#### May 30 | Wake Forest 4, West Virginia 3

	1	2	3	4	5	6	7	8	9	R	H	E
Wake Forest	0	1	0	2	1	0	0	0	0	4	7	2
West Virginia	0	2	0	0	0	1	0	0	0	3	3	1

Win - Howard Loss - Wilson

#### June 1 | Wake Forest 12, West Virginia 8

	1	2	3	4	5	6	7	8	9	R	H	E
Wake Forest	1	1	0	1	2	3	1	3	0	12	15	0
West Virginia	1	0	2	0	1	0	0	1	3	8	10	9

Win - Christie Loss - Backus

West Virginia and Wake Forest have met six times in the NCAA Tournament. The Demon Deacons hold a 5-1 edge, with the first three games coming in Morgantown in 1955, followed by a game in 1962 and two in 1962, all in Gastonia, North Carolina.

With a trip to the College World Series on the line, WVU and WF met in 1955 in Morgantown. Wake Forest won the three-game series, 2-1 and advanced to its second CWS in six seasons, where it would win its first national title.

The visiting team in the box score won all three games in 1955. The Demon Deacons claimed the opener, 5-1 on May 28, before the two teams split a doubleheader the following day. WVU evened the series with a 9-7 victory, which forced a winner-take-all third game. Wake Forest scored a run in the ninth inning to win it, 6-5, and advance to the College World Series. WVU's 9-7 win was one of just two losses for WF in the postseason.

The two teams met again in the 1962 postseason. Wake Forest won that matchup, 8-3, in Gastonia. The game was tied 3-3 going into the seventh inning, when WF scored four runs to pull away.

Back in Gastonia the next year, WVU and WF played twice in the District 3 Playoffs. In the opening game, West Virginia was edged as the home team, 4-3. After a 2-1 win vs. Auburn, the Mountaineers fell to Wake Forest, 12-8, and were eliminated.



# HONORING THE MOUNTAINEERS

## Cole Austin

All-Big 12 Honorable Mention Team	May 23
Academic All-Big 12 Second Team	May 16
WVU Student-Athlete of the Week	March 20

## Jackson Cramer

Big 12 All-Tournament Team	May 28
All-Big 12 Honorable Mention Team	May 23
Academic All-Big 12 Second Team	May 16
Senior CLASS Award Finalist	April 27
WVU Student-Athlete of the Week	April 17

## Kyle Davis

All-Big 12 Second Team	May 23
Academic All-Big 12 First Team	May 16

## Jimmy Galusky

All-Big 12 Honorable Mention Team	May 23
Brooks Wallace Award Watch List	April 18

## Ivan Gonzalez

Johnny Bench Award Watch List	March 9
-------------------------------	---------

## Kyle Gray

All-Big 12 Honorable Mention Team	May 23
-----------------------------------	--------

## Michael Grove

All-Big 12 Second Team	May 23
Academic All-Big 12 First Team	May 16
National Player of the Week	April 11
National Collegiate Baseball Writers Assoc. National Player of the Week	April 10
Collegiate Baseball Newspaper	

Big 12 Pitcher of the Week	April 10
WVU Student-Athlete of the Week	April 10

## Darius Hill

Big 12 All-Tournament Team	May 28
All-Big 12 Honorable Mention Team	May 23
Academic All-Big 12 Second Team	May 16

## Chase Illig

Academic All-Big 12 First Team	May 16
--------------------------------	--------

## Isaiah Kearns

Big 12 All-Tournament Team	May 28
----------------------------	--------

## Sam Kessler

All-Big 12 Honorable Mention Team	May 23
-----------------------------------	--------

## Alek Manoah

Big 12 All-Freshman Team	May 23
--------------------------	--------

## BJ Myers

All-Big 12 Second Team	May 23
Big 12 Pitcher of the Week	April 17

## Jacob Potock

Academic All-Big 12 Second Team	May 16
---------------------------------	--------

## Jackson Sigman

Academic All-Big 12 First Team	May 16
--------------------------------	--------

## Brandon White

All-Big 12 Honorable Mention Team	May 23
Big 12 Newcomer of the Week	April 17

## Braden Zarbnisky

John Olerud Two-Way Player of the Year Award Finalist	May 11
Big 12 All-Tournament Team	May 28
All-Big 12 First Team	May 23
John Olerud Two-Way Player of the Year Award Watch List Semifinalist	May 11
Big 12 Player of the Week	May 8

### Zarbnisky a Two-Way POTY Finalist

Sophomore designated hitter/right-handed pitcher Braden Zarbnisky has been named one of five finalists for the John Olerud Two-Way Player of the Year Award, presented by the College Baseball Foundation.

The John Olerud Two-Way Player of the Year award is named for the former Washington State University standout who achieved success both as a first baseman and left-handed pitcher during the late 1980s and who was inducted into the National College Baseball Hall of Fame in 2007.

Zarbnisky is the only Big 12 player to be named a finalist for the award. He is joined on the list by Brendan McKay from Louisville, Adam Haseley from Virginia, Alex Troop from Michigan State and Jake Meyers from Nebraska.

### Four on Big 12 All-Tournament Team

Four Mountaineers were named to the Big 12 Conference All-Tournament Team: senior Jackson Cramer, sophomores Darius Hill and Braden Zarbnisky and freshman Isaiah Kearns were recognized.

- WVU's four All-Tournament honors is the second-most amongst Big 12 schools, behind only Oklahoma State, the postseason champions, with seven on the 15-member team.
- The Mountaineers have earned four all-tournament accolades for the second consecutive year, after receiving one total in their first three years in the conference.

### Program-Record 12 All-Big 12 Honors

Headlined by All-Big 12 First Team honoree Braden Zarbnisky, West Virginia earned 12 All-Big 12 honors, the most in team history.

- Along with Zarbnisky's first team recognition, juniors Kyle Davis and BJ Myers and sophomore Michael Grove were named to the second team. Senior Jackson Cramer, sophomores Cole Austin, Jimmy Galusky, Kyle Gray and Darius Hill and freshmen Sam Kessler and Brandon White earned honorable mention accolades, while Alek Manoah is on the All-Freshman Team.
- The 12 total Big 12 honors is the most for the Mountaineers since joining the league in 2013, besting the 10 earned last season. Additionally, WVU's seven honorable mention accolades is also a program record, while the three second team honorees matches the three in 2014.
- In total, WVU's entire infield and outfield were honored and three starting pitchers and one relief pitcher were recognized in addition to Zarbnisky's First Team accolades as a utility player.
- Davis is recognized with a year-end award by the Big 12 Conference for the fourth time in his career, after earning second team and freshman team accolades in 2015 and honorable mention honors in 2016. Cramer and Hill earn their third awards, after Cramer was named to the second team in both 2015 and 2016, while Hill was recognized with second team and freshman team accolades in 2016. Galusky and Grove were named to the honorable mention team a season ago, and Myers was recognized on the freshman team in 2015.

### Eight on Academic All-Big 12 Team

Eight Mountaineers have been named to the Academic All-Big 12 Team. Senior Jackson Sigman, junior Kyle Davis and sophomores Michael Grove and Chase Illig were named to the first team, while senior Jackson Cramer and sophomores Cole Austin, Darius Hill and Jacob Potock are on the second team.

- Cramer and Davis have been named to an Academic All-Big 12 Team every season as Mountaineers. Cramer is on the list for the fourth time, and Davis for the third time in his career.
- Austin, Grove and Sigman are being honored for the second time in their careers, after all three were recognized in 2016. This marks the first academic All-Big 12 honors for Hill and Potock.
- First team members consist of those who have maintained a 3.20 or better grade point average while the second team selections hold a 3.00 to 3.19 GPA.

### Cramer Named Senior CLASS Finalist

Senior first baseman Jackson Cramer has been named one of 10 finalists for the 2017 Senior CLASS Award. An acronym for Celebrating Loyalty and Achievement for Staying in School, the award focuses on the total student-athlete and encourages students to use their platform in athletics to make a positive impact as leaders in their communities.

Fan voting has begun to help select the award's winner. Fans can visit seniorCLASSaward.com to vote through June 7. Fan votes will be combined with media and Division I head coaches' votes to determine the winner, which will be announced during the 2017 College World Series in June.

\*\* The breakdown of 2017 awards and honors continues on page 14

## Big 12 Regional Matchups

### HOUSTON REGIONAL

#1 Houston, #2 Baylor, #3 Texas A&M, #4 Iowa

### FAYETTEVILLE REGIONAL

#1 Arkansas, #2 Missouri State, #3 Oklahoma State, #4 Oral Roberts

### FORT WORTH REGIONAL

#1 TCU, #2 Virginia, #3 Dallas Baptist, #4 Central Connecticut State

### LONG BEACH STATE REGIONAL

#1 Long Beach State, #2 Texas, #3 UCLA, #4 San Diego State

### LOUISVILLE REGIONAL

#1 Louisville, #2 Oklahoma, #3 Xavier, #4 Radford

### LUBBOCK REGIONAL

#1 Texas Tech, #2 Arizona, #3 Sam Houston State, #4 Delaware

### WINSTON-SALEM REGIONAL

#1 Wake Forest, #2 West Virginia, #3 Maryland, #4 UMBC

## Big 12 in the RPI

Team	National RPI
Texas Tech	5
TCU	7
Texas	18
<b>WEST VIRGINIA</b>	<b>19</b>
Baylor	20
Oklahoma	24
Oklahoma State	40
Kansas	61
Kansas State	95

## Conference RPI (Top 10)

Conference	RPI
1. <b>BIG 12</b>	.5697
2. SEC	.5614
3. ACC	.5577
4. American	.5497
5. Pac-12	.5470
6. C-USA	.5288
7. Big Ten	.5258
8. Big West	.5140
9. Big East	.5050
10. Sun Belt	.5049

## Power-Five in the NCAA Tourney

Conference (Teams)	Teams In	Pct.
<b>BIG 12 (9)</b>	7	.778
SEC (14)	8	.571
ACC (14)	7	.500
Big Ten (13)	5	.385
Pac-12 (11)	4	.364

The Big 12 has proven to be the toughest conference in the country, with the No. 1 conference RPI throughout the 2017 season. Seven of the league's nine teams, or .778 percent, earned NCAA bids, by far the most of any conference. Additionally, all nine teams are in the top 100 in the RPI, seven are in the top 40 and six reside in the top 25.

## Celebrating 125 Years

- West Virginia celebrates its 125th year of baseball in 2017. Founded in 1892, WVU owns an all-time program record of 2,129-1,526-19.
- WVU is the second-oldest program in the Big 12 Conference, behind only Kansas, which began play in 1880. Along with WVU and KU, four other Big 12 teams were founded prior to 1900. Texas is the third-oldest team (1895), followed by TCU (1896), Kansas State (1897) and Oklahoma (1898). Texas Tech (1926) is the league's youngest team.
- WVU has had 19 coaches. Dale Ramsburg (1968-94) owns the record for most wins, with 534. A.R. Stahlings was the program's first coach, from 1894-96. Current coach Randy Mazey is fifth all-time in wins (158).
- A total of 14 Mountaineers have earned All-America honors. Ivan Gonzalez and Darius Hill are the most recent honorees, having both earned Freshman All-America accolades in 2016. Two more All-Americans are on the 2017 roster, in juniors Kyle Davis and BJ Myers, who were recognized on Freshman All-America teams in 2015.
- West Virginia has made 12 NCAA Tournaments, most recently in 2017.
- WVU has been a member of six conferences and owns a total of 19 conference championships. WVU was an independent from the program's founding in 1892 until 1950, when it joined the Southern Conference from 1951-1968. West Virginia was an independent again from 1969-1980. The Mountaineers were in the Eastern 8 from 1981-82 before becoming the Atlantic 10 in 1983. From 1996-2012 West Virginia was in the Big East. WVU joined the Big 12 in 2013.
- Twenty-three Mountaineers have played in Major League Baseball. The list includes current St. Louis Cardinals infielder Jedd Gyorko, a Morgantown native.
- Eighty-two Mountaineers have been selected in the MLB Draft. That includes 2016 draftees Chad Donato (11th round, Houston Astros) and Blake Smith (29th round, Los Angeles Angels).
- West Virginia did not field a team from 1943-45, due to World War II.

## Trip to PNC Park a Memorable One

Runs in four consecutive innings and solid pitching propelled West Virginia to a 4-2 victory over Penn State on May 10 at PNC Park in Pittsburgh. West Virginia scored four runs on seven hits while holding the Nittany Lions to two runs on 10 hits. Both teams committed an error.

- Playing their first-ever game at PNC Park, the Mountaineers scored single runs in the second, third, fourth and fifth innings to come away victorious on the North Shore in Pittsburgh. The game marked WVU's first at a Pittsburgh Pirates home ballpark since 1998, a 9-8 win over rival Pitt at the old Three Rivers Stadium.
- The Mountaineer pitching staff put together another strong outing, beginning with freshman starter Sam Kessler. The righty allowed one run on five hits with five strikeouts and a walk in 4.0 innings. Freshman Cody Wood followed with 3.1 innings, allowing just one run on five hits with a strikeout. Wood earned the win and improved to 2-0 on the season. Sophomore Braden Zarbnisky closed it out with 1.2 innings of no-hit ball to pick up his team-leading fourth save.
- Offensively, freshman catcher Chase Illig led the team with two hits and drove in two runs, including the eventual game-winner in the fourth inning. Zarbnisky also added a hit and an RBI, extending his hitting streak to a career-best nine games, while junior left fielder Kyle Davis walked twice to extend his reached-base streak to a season-best 18 games.



## Big 12 Standings

As of games of May 28

Team	Big 12							Overall						
	Record	Pct	Home	Away	Neut	Streak	Record	Pct	Home	Away	Neut	Streak		
Texas Tech	16-8	.667	8-4	8-4	0-0	W3	43-15	.741	22-5	15-6	6-4	L1		
TCU	16-8	.667	10-2	6-6	0-0	L2	42-16	.724	24-4	12-10	6-2	L1		
Oklahoma	12-11	.522	5-4	7-5	0-2	L2	34-22	.607	23-6	11-12	0-4	L4		
<b>WEST VIRGINIA</b>	<b>12-12</b>	<b>.500</b>	<b>6-6</b>	<b>6-6</b>	<b>0-0</b>	<b>L1</b>	<b>34-24</b>	<b>.586</b>	<b>14-8</b>	<b>15-14</b>	<b>5-2</b>	<b>L1</b>		
Baylor	12-12	.500	5-7	7-5	0-0	L2	34-21	.618	20-11	12-7	2-3	L4		
Texas	11-12	.478	7-5	4-7	0-0	W1	37-22	.627	26-8	7-11	4-3	L1		
Kansas	11-13	.458	7-5	4-8	0-0	L4	30-28	.517	20-12	9-12	1-4	L2		
Oklahoma State	8-14	.364	3-8	3-6	2-0	W2	30-25	.545	16-14	6-10	8-1	W6		
Kansas State	8-16	.333	4-8	4-8	0-0	W2	29-26	.527	19-13	5-10	5-3	W2		



## NCBWA Top 30

May 29

Team	Record	Prev.
1 Oregon State	49-4	1
2 North Carolina	47-12	2
3 LSU	42-17	6
4 Florida	42-16	3
5 Louisville	47-10	5
6 <b>Texas Tech</b>	43-15	4
7 <b>TCU</b>	42-16	7
8 Kentucky	39-20	8
9 Stanford	40-14	11
10 Virginia	42-14	9
11 Arkansas	42-17	12
12 Long Beach State	37-17-1	10
13 Southern Mississippi	48-14	13
14 <b>Wake Forest</b>	39-18	17
15 Houston	40-19	22
16 Arizona	37-19	14
17 Clemson	39-19	15
18 Florida State	39-20	27
19 Cal State Fullerton	34-21	16
20 Mississippi State	36-24	20
21 Missouri State	40-17	21
22 Michigan	42-15	18
23 St. John's	42-11	19
24 UCF	40-20	25
25 <b>Texas</b>	37-22	NR
26 Nebraska	35-20-1	23
27 Auburn	35-24	26
28 <b>Oklahoma</b>	34-22	24
29 Florida Gulf Coast	42-18	NR
30 Dallas Baptist	40-19	NR

### Others receiving votes (alphabetically):

**Baylor**, Bethune-Cookman, **BYU**, **Coastal Carolina**, UConn, Georgia Southern, Gonzaga, UIC, Indiana, Iowa, Jackson State, Louisiana Tech, Loyola-Marymount, Miami, Missouri, North Carolina State, **Oklahoma State**, **Old Dominion**, Ole Miss, Radford, Rice, Sam Houston State, San Diego, San Diego State, South Alabama, South Carolina, South Florida, Tennessee Tech, Texas A&M, UCLA, UNC Greensboro, Vanderbilt, Washington, **WEST VIRGINIA**, Yale

## USA Today Coaches' Poll

May 29

Team	Record	Points	Prev.
1 Oregon State (29)	49-4	725	1
2 North Carolina	47-12	679	2
3 LSU	43-17	615	6
4 Florida	42-16	610	4
5 <b>Texas Tech</b>	43-15	607	3
6 Louisville	47-10	585	5
7 <b>TCU</b>	42-16	551	7
8 Stanford	40-14	512	8
9 Long Beach State	37-17-1	462	11
10 Kentucky	39-20	435	9
11 Virginia	42-14	431	10
12 Arkansas	42-17	425	13
13 Southern Miss.	48-14	363	12
14 <b>Wake Forest</b>	39-18	322	16
15 Clemson	39-19	238	14
16 Arizona	37-19	235	17
17 Florida State	39-20	219	NR
18 Mississippi State	36-24	213	19
19 Cal State Fullerton	34-21	204	18
20 Houston	40-19	200	NR
21 Michigan	42-15	149	15
22 Missouri State	40-17	105	21
23 St. John's	42-11	99	20
24 UCF	40-20	93	22
25 <b>Texas</b>	37-22	63	NR

Others receiving votes: Nebraska, Auburn, **BYU**, South Florida, Texas A&M, Florida Gulf Coast, South Alabama, **Oklahoma**, **Old Dominion**, Vanderbilt, Sam Houston State, Gonzaga, Iowa, **Oklahoma State**, NC State, McNeese, **WEST VIRGINIA**, UCLA, Rice, Loyola Marymount, UIC, Dallas Baptist, Xavier

WVU opponents listed in **bold**.

## WVU Enters National Rankings

On April 17, West Virginia entered the national rankings for the first time since 1982. WVU was ranked No. 21 in two polls and ranked nationally in five of the six major polls for the first time in program history.

- WVU debuted at No. 21 in the Baseball America Top 25 and the D1 Baseball rankings. Both marked the first time in team history that West Virginia made an appearance in either poll.
- The National Collegiate Baseball Writers Association (NCBWA) and USA Today Coaches Poll also voted the Mountaineers into the Top 25 for the first time in team history, at No. 24 by the NCBWA and No. 25 in the Coaches Poll.
- Collegiate Baseball Newspaper had WVU at No. 25, the first time the Gold and Blue appeared in the publication's poll since the final rankings in 1982, when they were voted No. 16.
- The following week, on April 24, WVU was ranked No. 25 by both Baseball America and the NCBWA. Collegiate Baseball Newspaper had WVU at No. 26 in its Top 30 poll, and the Mountaineers also received votes in the Coaches Poll.
- On May 1, WVU was voted No. 27 by the NCBWA and again received votes in the Coaches Poll.

## Backyard Brawl Sweep

West Virginia swept the season series against rival Pitt. An 8-4 win at Pitt on March 28 was followed by a 2-0 shutout victory at home in the 194th edition of the Backyard Brawl on May 16.

- With the two wins, the Mountaineers improved to 106-88 all-time against the Panthers, and WVU has won three in a row and nine of the last 13 meetings in the all-time series.
- The sweep of the season series is the first by either team since West Virginia won both games in 2014.
- On May 16, West Virginia recorded its second shutout of the season, thanks to freshman starter Isaiah Kearns' 5.2 innings and senior Jackson Sigman's 3.1 no-hit innings. Two runs in the sixth inning was all the Mountaineers needed, as Kyle Davis tripled home the game's first run.
- In Pittsburgh, West Virginia scored two runs on a suicide squeeze and added five unearned runs in an 8-4 victory. West Virginia scored two runs in the fourth inning before breaking out with five runs in the fifth, all unearned and with two outs. On the mound, five WVU pitchers combined to hold Pitt to one run on three hits in the first eight innings before UP's three-run rally in the ninth fell short.

## Sweeping the In-State Series, Again

West Virginia completed the season series sweep against in-state foe Marshall with an 8-4 win on April 18 in Charleston. The Mountaineers improved to 45-24 all-time against the Thundering Herd and 15-3 in the last 18 meetings. WVU has swept back-to-back season series against Marshall, marking the first sweep by either team since West Virginia won seven in a row from 1993-98.

In front of a near-capacity crowd of 4,217 at Appalachian Power Park on April 18, WVU scored in five of the first six innings. Ivan Gonzalez led the way offensively, with four hits, three RBIs, three runs scored. He hit his third home run of the season and was a triple shy of the cycle. Kyle Davis also added a home run. On the mound, WVU was fueled by a strong start from Kade Strowd and 5.0 lights-out relief innings from Riley Troutt, who finished the game to earn his first career win.

The Mountaineers won the season's first meeting, 14-7 on April 4, in Morgantown. Behind an offensive explosion that scored 14 runs on 16 hits, with the help of five Marshall errors, West Virginia benefited from a strong pitching performance from a freshmen duo of Isaiah Kearns and Sam Kessler. The Mountaineers were led by senior Jackson Cramer, who had a team-high four RBIs with a team-high-tying three hits with three runs scored. Cramer hit his fifth home run of the season and third in four games at home in the first inning to get the day started.

## WVU Walks Off Twice Against No. 3 TCU

West Virginia earned a series victory against No. 3 TCU, thanks to two walk-off victories.

- The series began with a 5-4 win April 14, as a sacrifice fly by sophomore Ivan Gonzalez drove in the winning run after TCU tied the game at 4-4 with a three-run ninth inning. While ending TCU's 13-game winning streak, junior starter BJ Myers had another dominant outing, pitching 8.1 innings and allowing just two earned runs on six hits with six strikeouts. The WVU offense scored early and led 4-1 in the fifth inning, as TCU starter Jared Janczak pitched a season-low 4.2 innings and gave up a season-high four runs on six hits.
- The Horned Frogs rallied for an 8-6 win on Saturday to even the series, scoring five runs in the eighth inning after the Mountaineers scored runs in each of the first four innings. Starter Michael Grove allowed two earned runs on six hits with nine strikeouts and three walks in 7.0 innings for his fourth quality start of the year. Junior Kyle Davis and sophomore Jimmy Galusky both homered.
- WVU again walked off to win the series on Sunday, 5-4. WVU scored two runs on no hits in the ninth, thanks to four walks and a hit batter. Senior Jackson Cramer walked in the tying run and sophomore Darius Hill walked in the winning run with two outs. West Virginia's bullpen combined to allow no runs on six hits with eight strikeouts in 5.2 innings before TCU closer Durbin Feltman blew his first career save in 19 attempts in the ninth.

## Sweeping the Defending Champs

West Virginia went 4-0 in Myrtle Beach, South Carolina, at the Caravelle Resort Tournament from Feb. 24-27. The weekend was highlighted by a pair of wins at No. 18 Coastal Carolina, the defending national champions. Darius Hill led WVU with six hits, six RBIs, six runs scored and two home runs. He hit .429 with a .857 slugging percentage.

- Playing a defending national champion for the first time in program history, West Virginia's bats broke out for 22 runs on 29 hits in a 22-9 victory at No. 18 Coastal Carolina on Feb. 25 WVU scored at least one run in all but two innings and batted around twice. The 22 runs are WVU's most since scoring 23 in 2010. The 29 hits is three shy of tying the school record of 32, set in 2009, and West Virginia's six home runs is one shy of the program record, set in 1997. Jackson Cramer had a career-best five hits, four extra-base hits and three doubles, all one shy of tying the school record. He added a career-high six RBIs, with a home run. Every WVU starter had at least two hits, while seven had at least three. All but one starter drove in at least one run and four had multiple RBIs.
- West Virginia closed the week with a 4-1 win at Coastal on Feb. 27. WVU took an early 2-0 lead in the first inning, and Cole Austin followed with a towering home run in the third. Conner Dotson got the win with a career-best 10 strikeouts in 6.0 innings. The bullpen followed with three shutout innings, holding CCU to one hit.
- Along with two games at CCU, Seven innings from BJ Myers and a five-run seventh propelled WVU to a weekend-opening, 5-3 victory over George Mason on Feb. 24. Two days later, West Virginia rallied with two runs in the eighth and ninth innings to beat Ball State, 4-1. The Mountaineers were no-hit for six innings.

## WVU Fifth in Big 12 Preseason Poll

- West Virginia was voted to finish fifth in the 2017 Big 12 Conference baseball preseason coaches' poll.
- The preseason ranking is WVU's highest since joining the conference in 2013. The Mountaineers received 40 points, the most in their five years in the league.
- WVU received one first place vote. Coaches could not vote for their own team.

## 2017 Big 12 Coaches Preseason Poll

1.	TCU (8) *	64
2.	Oklahoma State	54
3.	Texas Tech	48
4.	Texas	41
5.	<b>West Virginia (1)</b>	40
6.	Oklahoma	28
7.	Baylor	26
8.	Kansas State	13
9.	Kansas	10

\* Unanimous Selection

## Homegrown Talent

Four West Virginia natives are on the 2017 roster, tied for the second-most represented state on the team, behind Texas (10).

Player	Position	Year	Hometown
Shane Ennis	RHP	Jr.	Romney
Jimmy Galusky	SS	r-So.	Arthurdale
Michael Grove	RHP	So.	Wheeling
Chase Illig	C	r-Fr.	Bluefield

## Mazey is WVU's Newest Mr. 100

Coach Randy Mazey won his 100th game at WVU on March 26, 2016. On May 6, Mazey won his 300th career game.

- Mazey is the fifth coach in program history to eclipse the 100-win mark and the second to accomplish the feat in his first four seasons.
- Mazey joins Ira Errett Rodgers (1921-42, 46), Steve Harrick (1948-67), Dale Ramsburgh (1968-94) and Greg Van Zant (1995-2012) with at least 100 wins at WVU.
- Along with Mazey, only Van Zant won his 100th game in his fourth season. Harrick won his 100th game in his eighth, and Rodgers and Ramsburgh reached the milestone in their ninth seasons at WVU.
- In his career, Mazey owns a 345-285-2 record, eclipsing the 300-win mark on May 6, 2016. Mazey is 158-125 at WVU.

## Freshmen All-American Duo

For the second consecutive season, a pair of Mountaineers earned Freshman All-America accolades in 2016, when outfielder Darius Hill and catcher/third baseman Ivan Gonzalez were honored.

- Hill was named to five Freshman All-America teams: Baseball America Second Team, NCBWA Second Team, Louisville Slugger as selected by Collegiate Baseball newspaper, Perfect Game Second Team and D1Baseball.com Second Team.
- Gonzalez was honored by Baseball America.
- Hill's three honors marks the seventh time in team history a player has earned at least three All-America accolades in a single season and the second in as many years, joining Kyle Davis. Gonzalez becomes the 16th player in program history to earn at least one All-America honor and it is the 43rd honor overall for the program.
- Both were named to the Big 12 All-Freshman team, while Hill was selected to the All-Big 12 Second Team and Gonzalez to the All-Big 12 Honorable Mention team.
- Gonzalez and Hill join Kyle Davis and BJ Myers, who earned Freshman All-America accolades in 2015. It is the second time in program history that two Mountaineers earned All-America honors in back-to-back years. The first time it happened was in 2008-09, when Jedd Gyorko was recognized both seasons, and Tyler Kuhn was honored in 2008 and Vince Belnome in 2009.

## Path to the Pros

Nineteen former Mountaineers played professional baseball in 2016, including five that played for WVU in 2016.

- Chad Donato and Blake Smith were selected in the 2016 Major League Baseball First-Year Player Draft, Donato in the 11th round by the Houston Astros and Smith in the 29th round by the Los Angeles Angels
- Ross Vance and Ray Guerrini signed free-agent contracts with the St. Louis Cardinals and Seattle Mariners, respectively, and KC Huth played in the American Association for the Joplin Blasters.
- WVU has had 14 draft selection in coach Randy Mazey's four seasons, the most draft picks in a four-year stretch in team history. At least two West Virginia players have been drafted in each of Mazey's four seasons. With the two MLB draft picks in 2016, there have been 84 Mountaineer draft selections since the first draft was held in 1965.
- Last year's list of professional players was headlined by the St. Louis Cardinals' Jedd Gyorko. A Morgantown native, Gyorko was drafted by the San Diego Padres in the second round of the 2010 Draft and has played in the Major Leagues since 2013. Last season, Gyorko's first in St. Louis, he led the Cardinals with 30 home runs while posting a .243 batting average.

## Schedule Breakdown

The 56-game schedule is highlighted by 23 home games and games against four of the eight teams that made the 2016 College World Series.

The slate features a pair of games at the 2016 national champions, Coastal Carolina, and Big 12 home series against TCU and Texas Tech, both coming off College World Series appearances. WVU also will travel to Oklahoma State, another College World Series program from a year ago, Tulane, which reached the Regional final, and Southeastern Louisiana, for a total of 16 games against 2016 NCAA Tournament teams.

The 23-game home schedule at Monongalia County Ballpark includes games against reigning Big 12 regular season champion Texas Tech (May 5-7) and Big 12 Tournament champion TCU (April 14-16), as well as Oklahoma (April 28-30), Kansas (April 7-9), Pitt (May 16), Marshall (April 4) and Penn State (May 9). All but four home games, and every Big 12 game, will be in April and May.

"I'm excited that we have some really good teams coming to Morgantown this season, including two that were in the College World Series last year," Mazey said. "Our fans played a big role in building a strong home field advantage at Monongalia County Ballpark last year, and I know they'll get to see some great baseball again this year."



## Honoring the Mountaineers

Continued from page 10

### Zarbnisky's Two-Way Success Honored

Sophomore designated hitter/right-handed pitcher Braden Zarbnisky was named the Big 12 Co-Player of the Week on May 8 after a strong week both at the plate and on the mound. It is the first Big 12 weekly honor of his career.

- Zarbnisky helped lead West Virginia to a 3-2 upset win over No. 4 Texas Tech on Sunday, with a team-best three hits and a dominating 3.0 innings on the mound. He held the Big 12's best offense to no runs on two hits with three strikeouts.
- Starting all four games at designated hitter last week, Zarbnisky led the team with a .500 average, seven hits, four runs scored and added his first career home run with three RBIs, and was a perfect 2-2 on the basepaths. In the series against Texas Tech, Zarbnisky also led the team with five hits, five total bases and a .455 batting average.

### Myers, White Recognized By Big 12

After leading West Virginia to a series win against No. 3 TCU, right-hander BJ Myers was named the Big 12 Pitcher of the Week and center fielder Brandon White was named Co-Newcomer of the Week on April 17. It is the second career Big 12 honor for Myers, while it is White's first.

- Myers had another dominant outing on the mound on April 14, allowing just two earned runs on six hits with six strikeouts and a walk in 8.1 innings. He had his sixth quality start of the season and fifth in his last six starts. Myers threw 126 pitches and held the Horned Frogs, one of the league's best offenses, to a .194 batting average.
- White led the team with a .625 batting average, five hits, a .700 slugging percentage and two stolen bases against TCU. While going 5-8, he added two walks and made several great catches in center field without recording an error.

### Grove Honored for Dominance

After taking a perfect game into the eighth inning, Michael Grove was recognized with several national and local honors on April 10. The Wheeling, West Virginia, native was named the National Pitcher of the Week by the National Collegiate Baseball Writers Association, the Big 12 Pitcher of the Week and one of the National Players of the Week by Collegiate Baseball Newspaper.

- Grove is the seventh in team history to earn national weekly honors from the NCBWA and was the first from WVU to be named a player of the week by the NCBWA, the Big 12 or Collegiate Baseball this season. The Big 12 Pitcher of the Week honor is also the first of his career, after he earned Newcomer of the Week accolades twice in 2016.
- In WVU's 8-0 win over Kansas on April 8, Grove retired the first 23 batters he faced and did not allow a baserunner until giving up a two-out single in the eighth inning.
- In 8.0 innings, Grove struck out a season-best 12 batters, one shy of tying his career high. He did not allow a run and gave up one hit and no walks.



## Season Preview

By Charlie Healy

The West Virginia baseball team has something to prove in 2017.

Coming off their best season since joining the Big 12 Conference and in the Randy Mazey era, the Mountaineers came agonizingly close to making the NCAA Tournament in 2016 for the first time since 1996.

The Mountaineers went 36-22, reached their first-ever Big 12 championship game, and finished the year as one of the nation's hottest teams, winning 17 of their last 21. However, WVU was listed as one of the first four teams out when the NCAA Tournament field was announced.

The mindset of playing with an edge and proving doubters wrong began on May 30, 2016, after the 64-team NCAA Tournament field was revealed and just three Big 12 teams were invited. WVU, which finished fourth in the Big 12, as well as the league, felt slighted. Oklahoma State, TCU and Texas Tech proceeded to prove the conference's doubters wrong as all three teams advanced all the way to the College World Series.

Fast forward to 2017, and Mazey and the Mountaineers know they have what it takes to end WVU's NCAA Tournament drought. Now, it's on them to prove everyone outside of Morgantown wrong.

"We have something to prove," Mazey said. "We continue to feel like we're doing well, but I don't think anybody outside of WVU thinks we're good enough to play in the postseason. Every day we take the field, we're out to prove to the rest of the country that we belong.

"This group needs to play with an edge and play like they're mad, and they need to be because there was a whole group of people last year who told them they weren't good enough. It's a pretty good sign going into this year that they are out there trying to prove to a lot of people how good they are."

That begins with embracing the process of a 56-game season. From the start of practice in the fall, the mindset was to focus on the process – training and competing to be the best every day.

From eating right and training hard every day to getting enough sleep, the 35 players on the roster are embracing that process. It helps that seven of nine starting position players return, along with three starting pitchers who have had plenty of Big 12 success and a strong corps of relievers in the bullpen.

Bolstering that group is the highest-rated recruiting class in program history.

"We've got guys back from last year who have had some success, and we've added some guys to that," Mazey said. "We've got some pretty good depth in the lineup that we can interchange guys and rest other guys when we need to. I'm pretty excited about the offense that we're going to be able to put out there."

The question marks, and the reason the Mountaineers are ready to prove people wrong, are that the missing pieces from last year's team all made an impact. Of the six major departures from a year ago, two were drafted and two more signed free agent contracts with Major League Baseball organizations last summer. In total, five of the six Mountaineers who saw extended playing time last year who did not return in 2017 played professionally last summer.

What the national experts don't see though, is how West Virginia has responded to those losses. Particularly, Mazey likes the offensive makeup of the 2017 Mountaineers.

"We've got a great mix. I think we have four or five guys who can hit double-digit homers on this team. Of the guys that don't, we have guys who can play some small ball. Jimmy Galusky, Kyle Gray and new center fielder Brandon White can really run, so that's a really neat mix. You look at Costal Carolina last year, they won the national championship and that's what they did. A bunch of guys had a lot of homers, but they also were top 10 in the nation in sacrifice bunts too. I think we have that type of team offensively that we're going to be able to do that."

West Virginia hit .287 as a team last year, which ranked No. 3 in the Big 12 and was WVU's best average since joining the conference in 2013. Seven of nine starters and 11 position players return in 2017.

There aren't a lot of holes to fill in the starting lineup in the field. The newcomers add depth and bring plenty of success at the high school level.

"I like their energy and ability to help in spots where we needed help," Mazey said of the new faces on the roster. "We have a lot of guys back from last year, so we didn't need anyone to come in and just take over anywhere. The freshmen are going to get their chances."

Just like with the bats and in the field, there is a mix of experience and fresh faces on the mound. West Virginia has 10 pitchers returning from a staff that ranked third in the Big 12 with a 4.07 ERA.

Despite losing ERA leader Chad Donato, saves leader Blake Smith and wins leader Ross Vance, who all signed with MLB clubs last summer, the pieces are there to fill those holes. That includes starters Conner Dotson, Michael Grove and BJ Myers, all of whom have had success in the Big 12.

West Virginia is gaining respect within the league. The Big 12's coaches voted WVU fifth in the preseason coaches' poll, the Mountaineers' best-ever preseason ranking, and the 40 points in the poll were also a program best.

From the wealth of returning position players to a strong corps of returning pitchers and a much-heralded recruiting class, there is plenty of reason for optimism at Monongalia County Ballpark.

It's a group that wants to be that first team from West Virginia to make the NCAA Tournament since 1996. Now, all they have to do is go out there and do it.

## Position-by-Position Breakdown

### PITCHING

The Mountaineer pitching staff will be led by returning starters Conner Dotson, Michael Grove and BJ Myers, who combined for 21 starts a season ago.

The trio has seen plenty of success in the Big 12 and all played crucial roles in WVU's strong finish to the 2016 season.

Dotson, a junior, pitched in 20 games with four starts and tied for the team lead with seven wins. He was 3-0 as a starter, including a dominant postseason performance in a win over Oklahoma in the Big 12 Championship to send WVU to its first ever Big 12 title game. Dotson was named to the Big 12 All-Tournament Team.

Also a junior, Myers made 17 appearances with 10 starts in 2016 after earning Freshman All-America honors in 2015. Myers won five games as a sophomore and pitched 4.2 strong innings in relief at the Big 12 Championship in WVU's win over No. 5 Texas Tech.

Grove, a sophomore, made a big impact as a freshman, earning All-Big 12 Honorable Mention Team honors. A Wheeling, West Virginia, native, he made seven starts, posting a 2.70 ERA.

"BJ, Michael and Conner are three veteran guys who have been here," Mazey said. "I call Grove a veteran just because he pitched so much down the stretch. Those guys could be as good as anybody out there, I feel pretty good about that. Early on, when pitch counts aren't as high, you have to use a lot more people but when those guys settle in and start doing their thing, I feel really good about flipping them the ball."

After Dotson, Grove and Myers, there are plenty of options. Eight returning arms, and as many as nine newcomers, will be in the bullpen. Two key pieces, a fourth starter and a closer, have to be development.

Among the returners, those options could be senior Jackson Sigman, junior Shane Ennis and sophomores Tanner Campbell and Braden Zarbnisky.

Sigman made 20 appearances last year, including key stops in each game of a three-game sweep of Texas. Zarbnisky was pivotal as a starter and a reliever, making 12 appearances and four starts. Ennis appeared in eight games, while Campbell made five starts.

Freshmen Alek Manoah, Carter Camp and Isaiah Kearns have shown promise during the preseason.

"Beyond our starters, we're going to have to piece it together, try to find a fourth starter, someone who can finish the game at the end," Mazey said. "Alek Manoah has stepped up and looks like he could finish some games, Braden Zarbnisky has thrown really well, so he'll be in the mix somewhere. A couple of freshmen, including Carter Camp and Isaiah Kearns have thrown really well. We have options, but it's a little scary when guys haven't proven themselves and had success. You have to learn how to have success at this level."

The pitching staff is where the Mountaineers saw their biggest losses, headlined by Chad Donato, Blake Smith and Ross Vance.

Donato and Smith were drafted, while Vance signed a free agent contract. Donato was drafted in the 11th round by the Houston Astros, Smith was



selected in the 29th round by the Los Angeles Angels and Vance signed with the St. Louis Cardinals organization.

Donato made 15 starts and led the team with a 3.27 earned run average, while Vance made 13 starts and had a team-high-tying seven wins. Smith, who made 25 appearances, had eight saves, second-most in program history.

West Virginia's 13 saves rank No. 2 in the WVU record books. Manoah and Zarbnisky have led the charge to earn the closing spot early in the season.

"Could be Alek Manoah, a big freshman from Florida," Mazey said. It could be Braden Zarbnisky, who had days where he showed a high-level breaking ball, a swing-and-a-miss breaking ball. You know at the back end you have to have somebody who can make batters swing and miss. The closer could be by committee early on until somebody wins it, but we have a couple of capable guys back there."

#### **INFIELD**

The Mountaineers return every starter on the infield. Despite featuring one senior and three sophomores, the foursome return experience, solid defense and offensive potential.

"We're very athletic in the infield," Mazey said "We have some options, with guys moving in and out. We feel really good about our team defensively. With Cole Austin, Jimmy Galusky, Kyle Gray and Jackson Cramer, plus guys like Marques Inman, Alek Manoah, TJ Lake and Kevin Brophy, we have different options."

Jackson Cramer, one of two seniors on the 2017 roster, leads the infield.

Cramer played in all but two games at first base last season, leading the team with 45 RBI and a .535 slugging percentage, while finishing second with nine home runs, 60 hits, 14 doubles and 32 walks. He was third with a .300 batting average and 34 runs scored. He earned All-Big 12 Second Team honors and was a three-time Big 12 Player of the Week.

Cramer also had a 10-game hitting streak and opened the season reaching base in 50 consecutive games, 30 games coming in 2016 and 20 carrying over from 2015.

"Jackson had to be one of the hottest hitters in the nation the second half of last year," Mazey said. "I think a lot of it had to do with when that streak ended, nobody was asking him about it or talking about it and he just went out and started hitting. He could not have cared less if he got a hit or not and ended up getting a lot more because of it. If he just relaxes, goes out and plays, he's the guy in our lineup that the other teams look at him and say, 'wow is that guy still there?' Jackson has been in the middle of their lineup for three straight years so, he's got a chance to have a really good year for us if he just relaxes."

The rest of the starters on the infield are sophomores, but they do not lack experience.

At second base, Kyle Gray started 16 games as a freshman and had 35 starts in the outfield. He hit .270 with 47 hits, 22 RBI and showed his speed with a team-high 10 stolen bases.

Jimmy Galusky mans shortstop. The Arthurdale, West Virginia, native was named to the All-Big 12 Honorable Mention Team and started 57 games at shortstop as a freshman. He hit .282 with 53 hits and 17 RBI and was second on the team with five game-winning hits.

"Jimmy is probably the best shortstop in the league," Mazey said. "He had the fewest errors of, I think, any shortstop in the Big 12 and ended up somewhere around .270-.280. If Jimmy could just get a little better offensively every year, by the time he leaves, he's got a chance to be as good as any shortstop that's played here."

Cole Austin is expected to man the hot corner. He made 39 starts as a freshman, 27 at second base and 12 at third. Austin had 32 hits in 41 games with four home runs, six doubles and seven stolen bases in eight attempts.

Austin was one of three players with at least 10 starts at third base. The list also features junior Kyle Davis and sophomore Ivan Gonzalez. Davis is expected to play primarily in left, and Gonzalez will take over the primary responsibilities behind the plate.

"We've tried a couple different things," Mazey said of the third base position. "Cole Austin has spent time over there and has really good hands and likes it over there, so that might be a spot for him. On days when Ivan doesn't catch, he can always go out there. He went out there last year, literally not

having practiced there, and looked like Brooks Robinson on some days. We can juggle that spot a little bit more than the others."

With Cramer, Gray, Galusky and Austin, along with capable backups, the WVU infield has its sights set on a big year.

#### **OUTFIELD**

In the outfield, a pair of star-studded corner outfielders return, while a center fielder needs to be developed.

Right field is anchored by Darius Hill. He started all 58 games and earned Freshman All-America honors after leading the Mountaineers with 75 hits, 20 doubles and a .511 slugging percentage in 2016.

Kyle Davis is in left field. Also a Freshman All-American, in 2015, Davis led WVU with 10 home runs, 39 walks and 52 runs scored and hit .280 as a sophomore in 2016. Davis started 56 games last year, splitting time between third base, left field and designated hitter.

"Kyle has turned himself into a really good left fielder so he's going to stay out there and he's turned into a well-rounded player," Mazey said. "The last couple years it's been mostly offense. His defense was okay, but now, through his own work ethic and to his credit, he has rounded his game out pretty well."

In center field, Mazey has a couple of options. One is sophomore Zarbnisky, who started 14 games in the outfield last year, and the other is freshman Brandon White.

"Kyle Davis and Darius Hill are middle-of-the-lineup guys who have turned themselves into really good outfielders," Mazey said. "They're going to hopefully hold down the corners, and we have some options in center field. One is Braden Zarbnisky, who played there last year. Brandon White has really stepped up and shown that he can be a great defender out there. We have options and can play with some different lineups and get different guys in the game. It's just knowing which ones to put out there at the right times."

#### **CATCHER**

Catcher is a position where the Mountaineers lost a lot, but very well might gain just as much.

Ivan Gonzalez (who went by Ivan Vera last year), returns as a sophomore after a Freshman All-America campaign in 2016. He led the team with a .381 batting average and a .437 on-base percentage recorded 51 hits, 23 RBI and nine doubles.

Gonzalez came to WVU as a catcher and started eight games. He was a backup to junior Ray Guerrini, but his hot bat forced Mazey to put him in the lineup. That's where third base came in, a position Gonzalez hadn't played in years.

Gonzalez started the final 20 games of the year at third, allowing Guerrini to remain behind the plate. After Guerrini signed a free-agent contract with the Seattle Mariners organization last summer, Gonzalez went back to his natural position.

"Ivan has really caught and thrown well this spring," Mazey said. "He's swinging the bat well. He's won that job hands down, but Nick Denicola and Chase Illig, we need to find ways to get them in the game. They're freshmen backing him up. We just have to pick our spots to get them experience."



## RECORD WATCHING - ALL-TIME HITTING RECORDS

### Games Played

SEASON	
1	Mark Landers (1994) 61
	Andy Srebroski (1994) 61
3	Ryan McBroom (2013) 59
4	Marvin Randall (1994) 58
	Tony Myers (1996) 58
	Marvin Randall (1996) 58
	David Carpenter (2006) 58
	Justin Jenkins (2006) 58
	Tyler Kuhn (2006) 58
	Kyle Matuszek (2006) 58
	Doug Nelms (2006) 58
	Stan Posluszny (2006) 58
	Adam White (2006) 58
	Brady Wilson (2013) 58
	<b>Darius Hill (2016) 58</b>
	<b>Kyle Davis (2017) 58</b>
	<b>Jackson Cramer (2017) 58</b>

### CAREER

1	Tyler Kuhn (2005-08) 220
2	Ryan McBroom (2011-14) 213
3	Tim McCabe (2000-03) 207
4	Brady Wilson (2010-13) 206
5	Kurtis Clinton (2001-04) 204
<b>6</b>	<b>Jackson Cramer (2014-17) 206</b>
7	Kirk Taylor (1994-97) 200
	Stan Posluszny (2003-06) 200
9	Josh Williamson (1994-97) 197
10	Mark Landers (1991-94) 193
	Marvin Randall (1993-96) 193

### Games Started

SEASON	
1	Mark Landers (1994) 61
	Andy Srebroski (1994) 61
3	Justin Jenkins (2006) 58
	Tyler Kuhn (2006) 58
	Kyle Matuszek (2006) 58
	Doug Nelms (2006) 58
	Stan Posluszny (2006) 58
	Adam White (2006) 58
	<b>Darius Hill (2016) 58</b>
	<b>Kyle Davis (2017) 58</b>

### CAREER

1	Tyler Kuhn (2005-08) 220
2	Tim McCabe (2000-03) 207
3	Kurtis Clinton (2001-04) 201
	Ryan McBroom (2011-14) 201
5	Kirk Taylor (1994-97) 191
6	Mark Landers (1991-94) 189
	Brady Wilson (2010-13) 189
8	Josh Williamson (1994-97) 187
9	Stan Posluszny (2003-06) 185
<b>10</b>	<b>Jackson Cramer (2014-17) 183</b>

### At-Bats

SEASON	
1	Doug Nelms (2006) 255
2	Tyler Kuhn (2006) 252
3	Justin Jenkins (2006) 251
4	Stan Posluszny (2006) 241
5	Tyler Kuhn (2008) 238
6	Jedd Gyorko (2010) 236
	Dom Hayes (2010) 236
8	Jedd Gyorko (2008) 232
9	Justin Parks (2009) 230
10	Jedd Gyorko (2009) 228
	<b>Cole Austin (2017) 228</b>
	<b>Darius Hill (2017) 228</b>

### CAREER

1	Tyler Kuhn (2005-08) 906
2	Ryan McBroom (2011-14) 766
3	Tim McCabe (2000-03) 756
4	Brady Wilson (2010-13) 743
5	Kurtis Clinton (2001-04) 726
6	Josh Williamson (1994-97) 701
7	Stan Posluszny (2003-06) 700
8	Jedd Gyorko (2008-10) 696
<b>9</b>	<b>Jackson Cramer (2014-17) 693</b>
10	Justin Jenkins (2005-07) 686

### Doubles

SEASON	
1	Jedd Gyorko (2008-10) 73
2	Justin Jenkins (2005-07) 69
3	Tyler Kuhn (2005-08) 65
4	Stan Posluszny (2003-06) 58
	Grant Buckner (2008-11) 58
6	Mark Landers (1991-94) 57
7	Josh Williamson (1994-97) 53
8	Vince Belnome (2007-09) 51
	Ryan McBroom (2011-14) 51
<b>10</b>	<b>Jackson Cramer (2014-17) 48</b>

### Home Runs

SEASON	
1	Tim McCabe (2000-03) 35
	Jedd Gyorko (2008-10) 35
3	Stan Posluszny (2003-06) 33
	Justin Jenkins (2005-07) 33
5	Mark Landers (1991-94) 32
6	Joe McNamee (1995-98) 30
7	Ryan McBroom (2011-14) 29
8	Steve Rolen (1986-89) 28
	Austin Markel (2006-09) 28
	<b>Jackson Cramer (2014-17) 28</b>

### Total Bases

CAREER	
1	Tyler Kuhn (2005-08) 481
2	Jedd Gyorko (2008-10) 469
3	Justin Jenkins (2005-07) 429
4	Tim McCabe (2000-03) 400
5	Stan Posluszny (2003-06) 384
6	Mark Landers (1991-94) 373
7	Austin Markel (2006-09) 365
8	Ryan McBroom (2011-14) 363
9	Grant Buckner (2008-11) 357
<b>10</b>	<b>Jackson Cramer (2014-17) 336</b>

### Extra-Base Hits

CAREER	
1	Jedd Gyorko (2008-10) 113
2	Justin Jenkins (2005-07) 106
3	Tyler Kuhn (2005-08) 101
4	Stan Posluszny (2003-06) 93
5	Mark Landers (1991-94) 89
6	Austin Markel (2006-09) 82
7	Grant Buckner (2008-11) 81
8	Ryan McBroom (2011-14) 80
	<b>Jackson Cramer (2014-17) 80</b>
10	Tim McCabe (2000-03) 79

### Walks

SEASON	
1	Jedd Gyorko (2010) 43
	<b>Kyle Gray (2017) 43</b>
3	Vince Belnome (2009) 42
4	Joe McNamee (1998) 39
	<b>Kyle Davis (2016) 39</b>
6	Stan Posluszny (2005) 38
7	Jon Szynal (1988) 37
	Jake Serfass (2003) 37
9	Benny Shreve (1988) 34
	Chad Blevins (2002) 34

### CAREER

1	Vic Rabbits (1982-85) 110
<b>2</b>	<b>Jackson Cramer (2014-17) 109</b>
3	Stan Posluszny (2003-06) 102
4	Tim McCabe (2000-03) 99
5	Vince Belnome (2007-09) 93
	Bobby Watts (1983-86) 92
	Eric Grimm (2000-03) 92
	Tyler Kuhn (2005-08) 92
9	Jedd Gyorko (2008-10) 92
10	Josh Williamson (1994-97) 88
	Matt Schubert (1989-92) 87



# RECORD WATCHING - ALL-TIME PITCHING & FIELDING RECORDS

## Pitching Records

### Appearances

SEASON		
1	<b>Jackson Sigman (2017)</b>	<b>35</b>
2	Andy Altemus (2010)	29
3	Blake Smith (2016)	25
4	Pascal Paul (2013)	24
5	Ashley Shope (1995)	23
6	Mike Marz (1994)	22
	<b>Braden Zarbnisky (2017)</b>	<b>22</b>
8	Chris Enourato (2008)	20
	Chris Enourato (2009)	20
	Chris Enourato (2010)	20
	Ryan Hostrander (2013)	20
	Pascal Paul (2014)	20
	Blake Smith (2015)	20
	<b>Jackson Sigman (2016)</b>	<b>20</b>
	<b>Conner Dotson (2016)</b>	<b>20</b>

### CAREER

1	Chris Enourato (2007-10)	72
2	Ryan Tezak (2011-14)	66
	<b>Jackson Sigman (2015-17)</b>	<b>68</b>
4	Jeremy Cummings (1996-99)	59
5	Jim Heise (1953-56)	58
	Keith Mathias (1988-91)	58
	Corey Walter (2011-14)	58
8	Shane Rhodes (1998-01)	55
9	Billy Biggs (1999-02)	54
10	Ryan Williams (1991-94)	53

### Relief Appearances

SEASON		
1	<b>Jackson Sigman (2017)</b>	<b>35</b>
2	Andy Altemus (2010)	28
3	Blake Smith (2016)	25
4	Pascal Paul (2013)	24
5	Ashley Shope (1995)	23
6	Mike Marz (1994)	22
	<b>Braden Zarbnisky (2017)</b>	<b>22</b>
8	Chris Enourato (2008)	20
	Chris Enourato (2009)	20
	Chris Enourato (2010)	20
	Ryan Hostrander (2013)	20
	Pascal Paul (2014)	20
	Blake Smith (2015)	20
	<b>Jackson Sigman (2016)</b>	<b>20</b>

### CAREER

1	Chris Enourato (2007-10)	72
2	<b>Jackson Sigman (2015-17)</b>	<b>68</b>
3	Ryan Tezak (2011-14)	66
4	Todd Dunham (2002-05)	51
5	Blake Smith (2015-16)	45
6	Pascal Paul (2013-14)	44
7	Andy Altemus (2009-10)	43
8	Dean Glus (1985-88)	42
9	Josh Harlow (2011-13)	41
10	Mike Marz (1993-94)	40

### Starts

SEASON		
1	Zac Cline (2003)	16
2	Mike Riley (1996)	15
	Garrett Zyskowski (1998)	15
	Jeremy Cummings (1999)	15
	Louie Ross (1999)	15
	Andy Berry (2011)	15
	Harrison Musgrave (2014)	15
	Ross Vance (2015)	15
	Chad Donato (2016)	15
	<b>BJ Myers (2017)</b>	<b>15</b>

### CAREER

1	Shane Rhodes (1998-01)	49
2	Wes Shaw (1987-90)	45
3	Ryan Williams (1991-94)	42
	Matt Yurish (2005-08)	42
5	Zac Cline (2002-04)	41
6	Harrison Musgrave (2011, 13-14)	39
7	Ross Vance (2014-16)	35
8	Mike Riley (1994-96)	34
	Jarryd Summers (2008-10)	34
	<b>BJ Myers (2015-17)</b>	<b>34</b>

### Saves

SEASON		
1	Mike Marz (1994)	10
2	Ashley Shope (1995)	8
	Pascal Paul (2013)	8
	Blake Smith (2016)	8
5	Tony Lehosit (1991)	7
	Billy Biggs (2001)	7
	Todd Dunham (2005)	7
8	Chris Enourato (2008)	6
	Chris Enourato (2009)	6
	Ryan Tezak (2012)	6
	<b>Braden Zarbnisky (2017)</b>	<b>6</b>

### Strikeouts Per 9 Innings

SEASON (MIN. 50 IP)		
1	John Radosevich (1963)	15.00
2	John Radosevich (1965)	14.03
3	Paul Chuma (1959)	13.73
4	John Radosevich (1964)	13.67
5	Jerry Meadows (1967)	13.29
6	Rick Wagener (1971)	12.60
7	Wendall Backus (1963)	12.24
8	Joe Jeran (1963)	11.30
9	<b>Jackson Sigman (2017)</b>	<b>11.07</b>
10	Kim West (1972)	10.89

### Strikeout to Walk Ratio

SEASON (MIN. 50 IP)		
1	Louie Ross (1998)	6.64/1
2	Chad Donato (2016)	5.55/1
3	Joe Jeran (1963)	5.20/1
4	Wes Shaw (1989)	5.08/1
5	Shane Rhodes (2000)	4.88/1
6	John Radosevich (1963)	4.75/1
7	John Radosevich (1965)	4.62/1
8	John Radosevich (1964)	4.56/1
9	Jeremy Cummings (1999)	4.30/1
10	<b>BJ Myers (2017)</b>	<b>4.18/1</b>

## Fielding Records

### Team Fielding Percentage

SEASON		
1	1971	.985
2	2014	.976
3	1962	.974
4	2008	.973
	<b>2017</b>	<b>.973</b>

### Fielding Percentage

SEASON (MIN. 140 CHANCES)		
1	Dwayne Smith (1999)	1.000
	Max Nogay (2012)	1.000
3	Ryan McBroom (2014)	.998
4	Mark Landers (1991)	.997
	Stan Posluszny (2005)	.997
	Tobias Streich (2008)	.997
7	Todd Neff (1999)	.996
	Ryan McBroom (2012)	.996
9	<b>Chase Illig (2017)</b>	<b>.995</b>
10	Jim Kavourias (1998)	.994
	Josh Cisneros (2000)	.994

### CAREER (MIN. 140 CHANCES & 2 SEASONS)

1	Dwayne Smith (1998-01)	.998
2	Todd Neff (1997, 99-00)	.993
	Cam O'Brian (2014-15)	.993
4	Ryan McBroom (2011-14)	.992
5	Tobias Streich (2008-09)	.991
	Max Nogay (2012-14)	.991
7	<b>Darius Hill (2016-17)</b>	<b>.990</b>
8	Josh Cisneros (2000-01)	.989
	Adam White (2006-07)	.989
	Jordan Yost (2007-08)	.989

### Chances

CAREER		
1	Ryan McBroom (2011-14)	1,886
2	Kurtis Clinton (2001-04)	1,664
3	Mark Landers (1991-94)	1,593
4	<b>Jackson Cramer (2014-17)</b>	<b>1,270</b>
5	Paul Prosser (1986-90)	1,231
6	Tyler Kuhn (2005-08)	1,104
7	Jason Frushour (1994-97)	999
8	Travis D'Amico (2002-05)	998
9	Joe Agreste (2008-09)	876
10	Ray Guerrini (2013-16)	867

### Putouts

CAREER		
1	Ryan McBroom (2011-14)	1,762
2	Kurtis Clinton (2001-04)	1,509
3	Mark Landers (1991-94)	1,465
4	Paul Prosser (1986-90)	1,156
5	<b>Jackson Cramer (2014-17)</b>	<b>1,122</b>
6	Jason Frushour (1994-97)	884
	Travis D'Amico (2002-05)	884
8	Joe Agreste (2008-09)	807
9	Abe Barker (1995-98)	787
10	Ray Guerrini (2013-16)	773

# 14 RANDY MAZEY HEAD COACH



### Personal

Hometown	Johnstown, Pa.
Alma Mater	Clemson, 1988 (B.S.) Clemson, 1993 (M.S.)
Family	wife, Amanda; son, Weston; daughter, Sierra

### Playing Experience

1985-88	Clemson (NCAA)
1988	Burlington (Rookie)
1989	Miami (Class A)

### Playing Honors

1986	All-ACC First Team
1987	All-ACC First Team All-ACC Academic Team
1988	All-ACC Second Team All-ACC Academic Team

### Postseason Experience

at Clemson	
1990-93	NCAA Regional
1991	College World Series

at Charleston Southern	
1996	NCAA Regional

at Tennessee	
2001	NCAA Regional
2001	NCAA Super Regional
2001	College World Series

at East Carolina	
2003-05	NCAA Regional
2004	NCAA Super Regional

at TCU	
2007-12	NCAA Regional
2009-10, '12	NCAA Super Regional
2010	College World Series

### Coaching Record

Year	School	Pos.	W-L	NCAA
1990	Clemson	AC	43-23	Regional
1991	Clemson	AC	60-10	CWS
1992	Clemson	AC	50-14	Regional
1993	Clemson	AC	45-20	Regional
1994	Char. Southern	HC	19-34	
1995	Char. Southern	HC	17-36	
1996	Char. Southern	HC	30-24-1	Regional
1997	Georgia	AC	28-27	
1998	East Carolina	AC	30-29	
1999	Tennessee	AC	28-28	
2000	Tennessee	AC	40-23	
2001	Tennessee	AC	48-20	CWS
2002	Tennessee	AC	27-28	
2003	East Carolina	HC	34-27-1	Regional
2004	East Carolina	HC	51-13	S. Regional
2005	East Carolina	HC	36-26	Regional
2007	TCU	AC	48-14	Regional
2008	TCU	AC	44-1	Regional
2009	TCU	AC	40-18	S. Regional
2010	TCU	AC	54-14	CWS
2011	TCU	AC	43-19	Regional
2012	TCU	AC	40-22	S. Regional
2013	West Virginia	HC	33-26	
2014	West Virginia	HC	28-26	
2015	West Virginia	HC	27-27	
2016	West Virginia	HC	36-22	
2017	West Virginia	HC	34-24	Regional

Total Years – Coaching	27th
Total Years – Head Coach	11th
NCAA Tournament	15
College World Series	3

Record at WVU	158-125 (.558)
Head Coaching Record	345-285-2 (.547)





Line Scores

Game 1 | Charlotte 6, West Virginia 3

Table with columns for innings 1-9, R, H, E, and Record. West Virginia: 0 0 0 0 2 0 1 0 0. Charlotte: 0 1 0 1 0 0 4 0 x.

Win - Volger (1-0) Loss - Myers (0-1) Save - Patten (1) HR - WVU - Davis T - 2:25 A - 1,135 W - Sunny, Clear & Perfect - 68F

Game 2 | Charlotte 13, West Virginia 2

Table with columns for innings 1-9, R, H, E, and Record. West Virginia: 0 0 1 0 0 0 1 0 0. Charlotte: 0 1 0 3 0 4 5 0 x.

Win - Maciejewski (1-0) Loss - Grove (0-1) Save - None HR - UNCC - Sherer, Nichting, Mims T - 2:56 A - 1,584 W - Sunny & Clear - 67F

Game 3 | West Virginia 6, Charlotte 3

Table with columns for innings 1-9, R, H, E, and Record. West Virginia: 1 0 0 0 0 0 3 2 0. Charlotte: 0 0 0 0 0 0 1 0 2.

Win - Dotson (1-0) Loss - Vogler (1-1) Save - None HR - None T - 3:08 A - 1,458 W - Sunny & Perfect Again - 68F

Game 4 | West Virginia 5, George Mason 3 | Caravelle Resort Tournament

Table with columns for innings 1-9, R, H, E, and Record. George Mason: 1 0 0 0 0 0 0 0 2. West Virginia: 0 0 0 0 0 0 5 0 x.

Win - Myers (1-1) Loss - Nightengale (0-1) Save - None HR - GMU - Smith, Nelin T - 2:25 A - 550 W - Mid-70s, Sunny

Game 5 | West Virginia 22, No. 18 Coastal Carolina 9 | Caravelle Resort Tour.

Table with columns for innings 1-9, R, H, E, and Record. West Virginia: 2 0 1 6 3 1 1 0 8. Coastal Carolina: 0 0 4 1 2 0 1 1 0.

Win - Kearns (1-0) Loss - Beckwith (0-1) Save - None HR - WVU - Hill, Cramer, Austin, Inman, Gonzalez, Galusky, CCU - Woodall, Crump, Pearcey T - 4:13 A - 2,319 W - 81, Mostly Sunny, Breeze to LF

Game 6 | West Virginia 4, Ball State 1 | Caravelle Resort Tournament

Table with columns for innings 1-9, R, H, E, and Record. West Virginia: 0 0 0 0 0 0 0 2 2. Ball State: 1 0 0 0 0 0 0 0 0.

Win - Zarbnisky (1-0) Loss - Brockhouse (1-1) Save - Manoah (1) HR - WVU - Hill T - 2:15 A - 500 W - High 50s, Sunny

Game 7 | West Virginia 4, No. 18 Coastal Carolina 1 | Caravelle Resort Tour.

Table with columns for innings 1-9, R, H, E, and Record. West Virginia: 2 0 1 0 0 1 0 0 0. Coastal Carolina: 1 0 0 0 0 0 0 0 0.

Win - Dotson (2-0) Loss - Hopeck (0-1) Save - Potock (1) HR - WVU - Austin T - 3:11 A - 1,553 W - 68 and Sunny

Game 8 | West Virginia 8, Nicholls 1

Table with columns for innings 1-9, R, H, E, and Record. West Virginia: 0 0 1 4 0 2 1 0 0. Nicholls: 0 0 0 0 0 0 1 0 0.

Win - Kearns (2-0) Loss - Goff (1-1) Save - None HR - WVU - Cramer T - 2:49 A - 418 W - 65, Clear, NNE 10 mph

Game 9 | Tulane 9, West Virginia 8

Table with columns for innings 1-9, R, H, E, and Record. West Virginia: 0 0 0 0 0 5 1 1 1. Tulane: 2 2 0 0 3 0 1 0 1.

Win - Price (1-0) Loss - Sigman (0-1) Save - None HR - TU - Kaplan, DeHart T - 3:12 A - 2,008 W - 62, Clear, Wind SE at 11 mph

Game 10 | Tulane 6, West Virginia 0

Table with columns for innings 1-9, R, H, E, and Record. West Virginia: 0 0 0 0 0 0 0 0 0. Tulane: 1 2 0 1 0 1 0 1 x.

Win - France (1-1) Loss - Camp (0-1) Save - None HR - None T - 2:54 A - 2,210 W - 64, Cloudy, Wind ESE at 23 mph

Game 11 | West Virginia 18, Tulane 5

Table with columns for innings 1-9, R, H, E, and Record. West Virginia: 4 0 5 3 3 2 0 0 1. Tulane: 0 2 2 0 0 0 0 1 0.

Win - Dotson (3-0) Loss - Massey (0-2) Save - None HR - WVU - Austin, Kearns; TU - Montalbano T - 3:30 A - 1,897 W - 71, Cloudy, Wind SSW at 9 mph

Game 12 | Southeast Louisiana 4, West Virginia 2

Table with columns for innings 1-12, R, H, E, and Record. West Virginia: 0 1 0 0 1 0 0 0 0 0 0 0. SE Louisiana: 0 0 2 0 0 0 0 0 0 0 2 4.

Win - Avans (1-0) Loss - Potock (0-1) Save - None HR - WVU - Inman; SLU - Schwaner T - 3:49 A - 1,492 W - Partly Cloudy, 68, Wind SSE 1 mph

Game 13 | Old Dominion 8, West Virginia 4 - DH Game 1

Table with columns for innings 1-9, R, H, E, and Record. West Virginia: 0 0 0 3 0 0 1 0 0. Old Dominion: 0 0 0 0 0 3 0 0 5.

Win - Lamb (2-0) Loss - McDonald (0-1) Save - None HR - WVU - Illig; ODU - Wood T - 3:07 A - 376 W - Partly Cloudy, 52, Wind WNW 12 mph

Game 14 | West Virginia 3, Old Dominion 1 - DH Game 2

Table with columns for innings 1-9, R, H, E, and Record. West Virginia: 0 0 0 1 0 1 1 0 0. Old Dominion: 0 0 0 0 0 0 1 0 0.

Win - Grove (1-1) Loss - Bainbridge (3-1) Save - Manoah (2) HR - WVU - Davis T - 3:05 A - 376 W - Mostly Sunny, High 40s, Wind WNW 12 mph

Game 15 | Old Dominion 7, West Virginia 4

Table with columns for innings 1-9, R, H, E, and Record. West Virginia: 0 0 0 0 0 0 1 0 3. Old Dominion: 1 0 1 0 0 0 0 5 x.

Win - Wilson (3-0) Loss - Dotson (3-1) Save - Klak (1) HR - None T - 3:36 A - 469 W - Sunny, 45, Wind NW 7 mph

Game 16 | West Virginia 7, No. 10 Baylor 1

Table with columns for innings 1-9, R, H, E, and Record. West Virginia: 1 0 2 2 0 0 0 0 2. Baylor: 0 0 1 0 0 0 0 0 0.

Win - Myers (1-2) Loss - Lewis (3-1) Save - None HR - None T - 3:02 A - 2,532 W - Clear, 75, Wind NW 17 mph





### Line Scores

<b>Game 17   West Virginia 6, No. 10 Baylor 5</b>	
March 18, 2017   Baylor Ballpark   Waco, Texas	
<b>1 2 3 4 5 6 7 8 9 R H E Record</b>	
West Virginia	0 3 0 0 1 1 0 0 1 6 12 3 (10-7, 2-0 Big 12)
Baylor	0 0 0 2 0 2 1 0 0 5 7 0 (15-4, 0-2 Big 12)

Win - Zarbnisky (2-0) Loss - Hill (2-1) Save - None  
HR - BU - Esthay  
T - 2:56 A - 2,731 W - Partly Sunny, 79, Wind NW 12 mph

<b>Game 18   No. 10 Baylor 5, West Virginia 1</b>	
March 19, 2017   Baylor Ballpark   Waco, Texas	
<b>1 2 3 4 5 6 7 8 9 R H E Record</b>	
West Virginia	0 0 0 0 0 0 1 0 0 1 9 0 (10-8, 2-1 Big 12)
Baylor	1 0 1 0 3 0 0 0 x 5 9 1 (16-4, 1-2 Big 12)

Win - Bradford (3-1) Loss - Dotson (3-2) Save - None  
HR - BU - Langeliers, Esthay  
T - 2:38 A - 2,123 W - Cloudy, 72, Wind NW 10 mph

<b>Game 19   West Virginia 5, Jacksonville 3</b>	
March 24, 2017   Monongalia County Ballpark   Morgantown, West Virginia	
<b>1 2 3 4 5 6 7 8 9 R H E Record</b>	
Jacksonville	1 0 0 0 1 1 0 0 0 3 10 2 (11-13)
West Virginia	0 0 0 0 0 0 1 0 4 5 6 1 (11-8)

Win - Strowd (1-0) Loss - Stockton (3-2) Save - None  
HR - WVU - Cramer  
T - 3:07 A - 1,614 W - Partly Cloudy, 71, Wind Right to Left 18 mph

<b>Game 20   West Virginia 8, Jacksonville 1 - DH Game 1</b>	
March 25, 2017   Monongalia County Ballpark   Morgantown, West Virginia	
<b>1 2 3 4 5 6 7 8 9 R H E Record</b>	
Jacksonville	0 0 0 0 1 0 0 0 0 1 5 2 (11-14)
West Virginia	2 1 0 0 1 1 3 0 x 8 13 1 (12-8)

Win - Grove (2-1) Loss - Gau (2-3) Save - None  
HR - WVU - Cramer, Illig  
T - 2:26 A - 2,084 W - Partly Cloudy, 74

<b>Game 21   Jacksonville 8, West Virginia 2 - DH Game 2</b>	
March 25, 2017   Monongalia County Ballpark   Morgantown, West Virginia	
<b>1 2 3 4 5 6 7 8 9 R H E Record</b>	
Jacksonville	1 6 0 0 0 0 1 0 0 8 13 2 (12-14)
West Virginia	0 0 1 1 0 0 0 0 0 2 6 1 (12-9)

Win - Kulina (2-0) Loss - Dotson (3-3) Save - None  
HR - JU - Koslowski, Armstrong  
T - 3:07 A - 2,081 W - Partly Cloudy, 73, Wind 3 mph

<b>Game 22   West Virginia 8, Pitt 4</b>	
March 28, 2017   Charles L. Cost Field   Pittsburgh, Pennsylvania	
<b>1 2 3 4 5 6 7 8 9 R H E Record</b>	
West Virginia	0 0 0 2 5 0 0 0 1 8 7 1 (13-9)
Pitt	0 0 0 0 0 0 1 0 3 4 5 4 (11-11)

Win - Kearns (3-0) Loss - Hammer (0-2) Save - None  
HR - UP - Wright  
T - 3:17 A - 487 W - Mostly Cloudy, 56, Wind NW 10 mph

<b>Game 23   No. 23 Oklahoma State 3, West Virginia 2</b>	
March 31, 2017   Allie P. Reynolds Stadium   Stillwater, Oklahoma	
<b>1 2 3 4 5 6 7 8 9 R H E Record</b>	
West Virginia	0 0 0 0 2 0 0 0 0 2 4 0 (13-10, 2-2 Big 12)
Oklahoma State	1 0 0 0 0 2 0 0 x 3 6 1 (16-9, 1-3 Big 12)

Win - Buffett (4-2) Loss - Myers (2-2) Save - None  
HR - None  
T - 2:30 A - 847

<b>Game 24   West Virginia 5, No. 23 Oklahoma State 3</b>	
April 1, 2017   Allie P. Reynolds Stadium   Stillwater, Oklahoma	
<b>1 2 3 4 5 6 7 8 9 10 R H E Record</b>	
West Virginia	0 0 0 0 0 0 1 0 2 2 5 12 0 (14-10, 3-2 Big 12)
Oklahoma State	0 0 0 3 0 0 0 0 0 0 3 6 2 (16-10, 1-4 Big 12)

Win - Zarbnisky (3-0) Loss - Hearrean (0-2) Save - None  
HR - WVU - Austin; OSU - Simpson  
T - 3:27 A - 1,613

<b>Game 25   West Virginia 9, No. 23 Oklahoma State 8</b>	
April 2, 2017   Allie P. Reynolds Stadium   Stillwater, Oklahoma	
<b>1 2 3 4 5 6 7 8 9 R H E Record</b>	
West Virginia	0 1 5 0 0 1 0 2 0 9 10 0 (15-10, 4-2 Big 12)
Oklahoma State	0 2 0 0 0 1 0 3 2 8 8 2 (16-11, 1-5 Big 12)

Win - McDonald (1-1) Loss - Battenfield (2-2) Save - Zarbnisky (1)  
HR - WVU - Illig; OSU - Simpson (2), Bengle, Williams  
T - 3:39 A - 1,263

<b>Game 26   West Virginia 14, Marshall 7</b>	
April 4, 2017   Monongalia County Ballpark   Morgantown, West Virginia	
<b>1 2 3 4 5 6 7 8 9 R H E Record</b>	
Marshall	1 2 0 0 0 4 0 0 0 7 10 5 (12-14)
West Virginia	2 3 0 6 0 0 1 2 x 14 16 1 (16-10)

Win - Kearns (4-0) Loss - O'Conner (1-3) Save - Kessler (1)  
HR - WVU - Cramer; MU - Ratliff  
T - 3:03 A - 1,827 W - Cloudy, 62, Wind Out to Left 13 MPH

<b>Game 27   West Virginia 5, Morehead State 1</b>	
April 5, 2017   Monongalia County Ballpark   Morgantown, West Virginia	
<b>1 2 3 4 5 6 7 8 9 R H E Record</b>	
Morehead State	0 0 0 0 0 1 0 0 0 1 4 3 (22-7)
West Virginia	2 0 2 0 1 0 0 0 x 5 5 0 (17-10)

Win - Wood (1-0) Loss - Humphreys (2-2) Save - None  
HR - None  
T - 2:56 A - 1,144 W - Clear, 73

<b>Game 28   West Virginia 10, Kansas 1</b>	
April 7, 2017   Monongalia County Ballpark   Morgantown, West Virginia	
<b>1 2 3 4 5 6 7 8 9 R H E Record</b>	
Kansas	0 0 0 0 0 0 0 1 1 5 4 3 (13-16, 3-4 Big 12)
West Virginia	2 0 0 0 3 0 3 2 x 10 8 1 (18-10, 5-2 Big 12)

Win - Myers (3-2) Loss - Turski (2-3) Save - None  
HR - WVU - Gray, Gonzalez  
T - 2:33 A - 847 W - Cloudy, 39, Wind Out to Left 12 MPH

<b>Game 29   West Virginia 8, Kansas 8</b>	
April 8, 2017   Monongalia County Ballpark   Morgantown, West Virginia	
<b>1 2 3 4 5 6 7 8 9 R H E Record</b>	
Kansas	0 0 0 0 0 0 0 0 0 1 1 0 (13-17, 3-5 Big 12)
West Virginia	0 0 0 4 4 0 0 0 x 8 14 0 (19-10, 6-2 Big 12)

Win - Grove (3-1) Loss - Goddard (2-2) Save - None  
HR - WVU - Cramer, Hill, Davis  
T - 2:21 A - 2,085 W - Clear, 59, Wind Left to Right 4 MPH

<b>Game 30   Kansas 7, West Virginia 2</b>	
April 9, 2017   Monongalia County Ballpark   Morgantown, West Virginia	
<b>1 2 3 4 5 6 7 8 9 R H E Record</b>	
Kansas	0 1 1 0 0 0 2 0 3 7 15 0 (14-17, 4-5 Big 12)
West Virginia	0 0 0 2 0 0 0 0 x 2 5 1 (19-11, 6-3 Big 12)

Win - Weiman (1-0) Loss - Kessler (0-1) Save - None  
HR - WVU - Hill; KU - Gragg  
T - 3:07 A - 1,751 W - Clear, 66, Wind Right to Left 6 MPH

<b>Game 31   No. 21 Maryland 7, West Virginia 6</b>	
April 11, 2017   Bob "Turtle" Smith Stadium   College Park, Maryland	
<b>1 2 3 4 5 6 7 8 9 R H E Record</b>	
West Virginia	3 0 1 0 0 0 1 0 1 6 9 1 (19-12)
Maryland	0 0 0 0 0 2 5 0 x 7 9 1 (21-10)

Win - Selmer (2-0) Loss - Sigman (0-2) Save - Hill (1)  
HR - WVU - Austin, Cramer; UM - Nickens, Maynard  
T - 3:17 A - 721 W - Sunny and Clear, 86

<b>Game 32   West Virginia 5, No. 3 TCU 4</b>	
April 14, 2017   Monongalia County Ballpark   Morgantown, West Virginia	
<b>1 2 3 4 5 6 7 8 9 R H E Record</b>	
TCU	1 0 0 0 0 0 0 0 3 4 8 0 (27-6, 8-2 Big 12)
West Virginia	1 0 0 2 1 0 0 0 1 5 8 1 (20-12, 7-3 Big 12)

Win - Zarbnisky (4-0) Loss - Wymer (2-2) Save - None  
HR - TCU - Skoug  
T - 2:50 A - 2,914 W - Partly Cloudy, 75

## Line Scores

### Game 33 | No. 3 TCU 8, West Virginia 6

April 15, 2017   Monongalia County Ballpark   Morgantown, West Virginia			
	1 2 3 4 5 6 7 8 9	R H E	Record
TCU	0 0 0 1 0 1 0 5 1	8 10 0	(28-6, 9-2 Big 12)
West Virginia	1 2 2 1 0 0 0 0 0	6 10 3	(20-13, 7-4 Big 12)

Win - Boyles (2-0) Loss - McDonald (1-2) Save - Feltman (9)  
 HR - WVU - Davis, Galusky; TCU - Skoug  
 T - 3:36 A - 3,415 W - Mostly Cloudy, Low 80s

### Game 34 | West Virginia 5, No. 3 TCU 4

April 16, 2017   Monongalia County Ballpark   Morgantown, West Virginia			
	1 2 3 4 5 6 7 8 9	R H E	Record
TCU	0 1 0 3 0 0 0 0 0	4 13 1	(28-7, 9-3 Big 12)
West Virginia	1 0 2 0 0 0 0 0 2	5 8 0	(21-13, 8-4 Big 12)

Win - Sigman (1-2) Loss - Feltman (2-1) Save - None  
 HR - None  
 T - 3:39 A - 1,103 W - Cloudy, 75, Wind 20 MPH

### Game 35 | No. 21 West Virginia 8, Marshall 4

April 18, 2017   Appalachian Power Park   Charleston, West Virginia			
	1 2 3 4 5 6 7 8 9	R H E	Record
West Virginia	2 0 1 1 1 2 0 0 1	8 11 1	(22-13)
Marshall	0 1 1 0 2 0 0 0 0	4 9 0	(18-18)

Win - Troutt (1-0) Loss - Ray (1-2) Save - None  
 HR - WVU - Daviz, Gonzalez  
 T - 3:01 A - 4,217 W - Overcast, 70s

### Game 36 | No. 21 West Virginia 9, Kansas State 7

April 21, 2017   Tointon Family Stadium   Manhattan, Kansas			
	1 2 3 4 5 6 7 8 9	R H E	Record
West Virginia	0 0 2 0 2 0 1 4 0	9 13 0	(23-13, 9-4 Big 12)
Kansas State	0 1 2 1 0 0 3 0 0	7 13 2	(19-19, 2-11 Big 12)

Win - Zarbnisky (5-0) Loss - Eckberg (0-1) Save - None  
 HR - None  
 T - 3:03 A - 1,809 W - Cloudy, 54, Wind NNE 13 MPH

### Game 37 | Kansas State 8, No. 21 West Virginia 4

April 22, 2017   Tointon Family Stadium   Manhattan, Kansas			
	1 2 3 4 5 6 7 8 9	R H E	Record
West Virginia	0 1 0 1 0 0 1 0 1	4 8 2	(23-14, 9-5 Big 12)
Kansas State	1 2 0 0 0 5 0 0 x	8 7 3	(20-19, 3-11 Big 12)

Win - Rigler (3-4) Loss - Kessler (0-2) Save - Floyd (8)  
 HR - None  
 T - 3:05 A - 2,344 W - Partly Cloudy, 64, Wind NNE 15 MPH

### Game 38 | Kansas State 11, No. 21 West Virginia 4

April 23, 2017   Tointon Family Stadium   Manhattan, Kansas			
	1 2 3 4 5 6 7 8 9	R H E	Record
West Virginia	0 0 0 3 1 0 0 0 0	4 10 0	(23-15, 9-6 Big 12)
Kansas State	0 0 0 0 5 2 1 3 x	11 13 2	(21-19, 4-11 Big 12)

Win - Jones (5-0) Loss - Strowd (1-1) Save - None  
 HR - WVU - Gray; KSU - Crandall, Scudder, Rolette (2)  
 T - 2:52 A - 1,715 W - Sunny, 67, Wind SSW 3 MPH

### Game 39 | No. 25 West Virginia 8, Virginia Tech 6

April 25, 2017   English Field at Union Park   Blacksburg, Virginia			
	1 2 3 4 5 6 7 8 9	R H E	Record
West Virginia	0 0 0 6 0 1 0 0 1	8 6 1	(24-15)
Virginia Tech	0 1 4 0 1 0 0 0 0	6 9 3	(20-23)

Win - Sigman (2-2) Loss - Sullivan (1-3) Save - Zarbnisky (2)  
 HR - WVU - Davis; VT - Dauby  
 T - 3:04 A - 356 W - Overcast, Light Rain Early, 63

### Game 40 | No. 25 West Virginia 4, Oklahoma 2

April 28, 2017   Monongalia County Ballpark   Morgantown, West Virginia			
	1 2 3 4 5 6 7 8 9	R H E	Record
Oklahoma	0 0 2 0 0 0 0 0 0	2 8 0	(28-16, 6-7 Big 12)
West Virginia	0 0 1 0 0 2 0 1 x	4 12 3	(25-15, 10-6 Big 12)

Win - Kessler (1-2) Loss - Wiles (4-3) Save - Zarbnisky (3)  
 HR - None  
 T - 3:24 A - 2,327 W - Clear, Rain Late, 78, Wind 2 MPH  
 Game delayed 1:40 M-5, suspended E-5 due to lightning, resumed 4/29

### Game 41 | Oklahoma 3, No. 25 West Virginia 1

April 29, 2017   Monongalia County Ballpark   Morgantown, West Virginia			
	1 2 3 4 5 6 7 8 9	R H E	Record
Oklahoma	0 0 0 0 0 0 3 0 0	3 5 0	(29-16, 7-7 Big 12)
West Virginia	0 1 0 0 0 0 0 0 0	1 6 0	(25-16, 10-7 Big 12)

Win - Berry (2-0) Loss - Manoah (0-1) Save - Olson (7)  
 HR - WVU - Davis  
 T - 2:42 A - 2,929 W - Cloudy, 48, Wind R to L, 6 MPH

### Game 42 | Oklahoma 7, No. 25 West Virginia 4

April 30, 2017   Monongalia County Ballpark   Morgantown, West Virginia			
	1 2 3 4 5 6 7 8 9 10	R H E	Record
Oklahoma	0 3 0 0 0 1 0 0 0 3	7 9 2	(30-16, 8-7 Big 12)
West Virginia	0 0 0 0 0 2 2 0 0 0	4 8 0	(25-17, 10-8 Big 12)

Win - Berry (3-0) Loss - Zarbnisky (5-1) Save - None  
 HR - WVU - Cramer; OU - O'Brien, Ware  
 T - 3:40 A - 1,765 W - Partly Cloudy, 81, Wind R to L, 8 MPH

### Game 43 | West Virginia 17, Eastern Michigan 1

May 2, 2017   Monongalia County Ballpark   Morgantown, West Virginia			
	1 2 3 4 5 6 7 8 9	R H E	Record
Eastern Mich.	0 0 0 0 0 0 0 1 0	1 3 1	(18-27)
West Virginia	4 4 0 4 1 3 0 1 x	17 20 2	(26-17)

Win - Ennis (1-0) Loss - McMurtrey (3-3) Save - None  
 HR - WVU - Gonzalez, Zarbnisky  
 T - 2:45 A - 1,108 W - Cloudy, 63, Wind R to L, 15 MPH

### Game 44 | No. 4 Texas Tech 1, West Virginia 0 - DH Game 1

May 6, 2017   Monongalia County Ballpark   Morgantown, West Virginia			
	1 2 3 4 5 6 7 8 9	R H E	Record
Texas Tech	0 0 0 0 1 0 0 0 0	1 7 1	(38-12, 12-7 Big 12)
West Virginia	0 0 0 0 0 0 0 0 0	0 2 0	(26-18, 10-9 Big 12)

Win - Lanning (3-1) Loss - Strowd (1-2) Save - Patterson (1)  
 HR - None  
 T - 2:28 A - 1,573 W - Scattered Rain, 51, Wind R to L, 9 MPH

### Game 45 | No. 4 Texas Tech 4, West Virginia 3 - DH Game 2

May 6, 2017   Monongalia County Ballpark   Morgantown, West Virginia			
	1 2 3 4 5 6 7 8 9	R H E	Record
Texas Tech	0 0 1 0 1 0 0 1 1	4 10 1	(39-12, 13-7 Big 12)
West Virginia	2 0 1 0 0 0 0 0 0	3 7 2	(26-19, 10-10 Big 12)

Win - Quezada (5-4) Loss - Sigman (2-3) Save - Mushinski (4)  
 HR - WVU - Davis  
 T - 2:57 A - 1,573 W - Scattered Rain, 51, Wind Out to CF, 8 MPH  
 Game delayed 1:19 E-4 due to rain

### Game 46 | West Virginia 3, No. 4 Texas Tech 2

May 7, 2017   Monongalia County Ballpark   Morgantown, West Virginia			
	1 2 3 4 5 6 7 8 9	R H E	Record
Texas Tech	0 0 1 0 1 0 0 0 0	2 7 3	(39-13, 13-8 Big 12)
West Virginia	0 0 0 1 2 0 0 0 0	3 8 2	(27-19, 11-10 Big 12)

Win - Sigman (3-3) Loss - Gingery (8-1) Save - Wood (1)  
 HR - None  
 T - 3:16 A - 1,721 W - Cloudy, 55, Wind Out to LF, 7 MPH

### Game 47 | Penn State 6, West Virginia 5

May 9, 2017   Monongalia County Ballpark   Morgantown, West Virginia			
	1 2 3 4 5 6 7 8 9	R H E	Record
Penn State	0 3 0 0 2 0 0 0 1	6 6 0	(15-32)
West Virginia	1 0 0 1 0 2 0 1 x	5 11 0	(27-20)

Win - Forsyth (4-2) Loss - Sigman (3-4) Save - None  
 HR - WVU - Austin; PSU - Goodnight  
 T - 2:57 A - 1,702 W - Partly Cloudy, 68, Wind 4 MPH

### Game 48 | West Virginia 4, Penn State 2

May 10, 2017   PNC Park   Pittsburgh, Pennsylvania			
	1 2 3 4 5 6 7 8 9	R H E	Record
West Virginia	0 1 1 1 1 0 0 0 0	4 7 1	(28-20)
Penn State	0 0 0 1 0 0 0 1 0	2 10 1	(15-33)

Win - Wood (2-0) Loss - Gayman (0-3) Save - Zarbnisky (4)  
 HR - None  
 T - 2:46 A - 2,474 W - Clear, 70, Wind R to L, 6 MPH



## Line Scores

### Game 49 | West Virginia 15, Gardner-Webb 5

May 13, 2017	Monongalia County Ballpark									Morgantown, West Virginia			
	1	2	3	4	5	6	7	8	9	R	H	E	Record
Gardner-Webb	1	1	0	0	1	2	0	0	0	5	12	2	(22-26)
West Virginia	1	1	3	0	4	2	1	3	x	15	15	1	(29-20)

Win - Myers (4-2) Loss - Hallman (3-5) Save - None  
 HR - WVU - Zitel; GWU - Howard  
 T - 2:32 A - 1,116 W - Partly Cloudy, 65, Wind 0 MPH

### Game 50 | West Virginia 4, Gardner-Webb 3

May 14, 2017	Monongalia County Ballpark									Morgantown, West Virginia			
	1	2	3	4	5	6	7	8	9	R	H	E	Record
Gardner-Webb	0	0	1	0	0	0	0	2	0	3	10	2	(22-27)
West Virginia	2	0	0	0	0	1	1	0	x	4	7	1	(30-20)

Win - Manoah (1-1) Loss - Mitchell (4-4) Save - Zarbnisky (5)  
 HR - None  
 T - 2:40 A - 1,119 W - Partly Cloudy, 70, Wind R to L, 7 MPH

### Game 51 | West Virginia 2, Pitt 0

May 16, 2017	Monongalia County Ballpark									Morgantown, West Virginia			
	1	2	3	4	5	6	7	8	9	R	H	E	Record
Pitt	0	0	0	0	0	0	0	0	0	0	3	0	(22-28)
West Virginia	0	0	0	0	0	2	0	0	x	2	7	0	(31-20)

Win - Sigman (4-4) Loss - Pagan (1-1) Save - None  
 HR - None  
 T - 2:29 A - 2,815 W - Sunny, 82, Wind R to L, 6 MPH

### Game 52 | Texas 6, West Virginia 2

May 19, 2017	Disch-Falk Field									Austin, Texas			
	1	2	3	4	5	6	7	8	9	R	H	E	Record
West Virginia	0	1	0	0	1	0	0	0	0	2	10	2	(31-21, 11-11 Big 12)
Texas	0	0	0	0	0	2	3	1	x	6	8	0	(33-19, 10-11 Big 12)

Win - Kingham (8-4) Loss - Myers (4-3) Save - None  
 HR - None  
 T - 2:50 A - 5,231 W - Hot, High 80s, Wind SE 10 MPH

### Game 53 | West Virginia 4, Texas 3

May 20, 2017	Disch-Falk Field									Austin, Texas			
	1	2	3	4	5	6	7	8	9	R	H	E	Record
West Virginia	0	1	0	0	0	1	1	0	1	4	7	0	(32-21, 12-11 Big 12)
Texas	0	0	0	0	1	0	1	0	1	3	7	0	(33-20, 10-12 Big 12)

Win - Sigman (5-4) Loss - Cooper (6-3) Save - Zarbnisky (6)  
 HR - None  
 T - 3:26 A - 5,209 W - Cloudy, Humid, Mid 70s, Wind N 6 MPH

### Game 54 | Texas 9, West Virginia 4

May 21, 2017	Disch-Falk Field									Austin, Texas			
	1	2	3	4	5	6	7	8	9	R	H	E	Record
West Virginia	0	0	0	1	1	1	0	1	0	4	9	1	(32-22, 12-12 Big 12)
Texas	4	0	0	0	0	2	0	3	x	9	8	0	(34-20, 11-12 Big 12)

Win - Johnston (3-1) Loss - Strowd (2-3) Save - None  
 HR - WVU - Cramer (2); UT - Clemens  
 T - 3:28 A - 5,256 W - Mostly Cloudy, Mid 70s, Wind NE 8 MPH

### Game 55 | West Virginia 11, Baylor 1 | Big 12 Championship

May 24, 2017	Chickasaw Bricktown Ballpark									Oklahoma City			
	1	2	3	4	5	6	7	8	9	R	H	E	Record
Baylor	0	0	0	0	0	0	1	0	x	1	3	1	(34-20)
West Virginia	7	0	1	1	0	0	2	x		11	14	0	(33-22)

Win - Kearns (5-0) Loss - Lewis (6-5) Save - None  
 HR - None  
 T - 2:36 A - 3,436 W - Sunny, 56

### Game 56 | Oklahoma State 8, West Virginia 4 | Big 12 Championship

May 25, 2017	Chickasaw Bricktown Ballpark									Oklahoma City			
	1	2	3	4	5	6	7	8	9	R	H	E	Record
Oklahoma State	2	0	0	1	2	3	0	0	0	8	11	1	(28-25)
West Virginia	0	0	0	1	1	2	0	0	0	4	13	0	(33-23)

Win - Buffett (6-5) Loss - Myers (4-4) Save - None  
 HR - OSU - Simpson (2)  
 T - 3:23 A - 4,367 W - Mostly Sunny, 85

### Game 57 | West Virginia 12, No. 3 Texas Tech 7 | Big 12 Championship

May 26, 2017	Chickasaw Bricktown Ballpark									Oklahoma City				
	1	2	3	4	5	6	7	8	9	10	R	H	E	Record
West Virginia	0	0	0	2	0	0	1	1	2	6	12	17	1	(34-23)
Texas Tech	0	0	2	0	2	0	2	0	0	1	7	11	1	(43-15)

Win - Zarbnisky (6-1) Loss - Freeman (0-1) Save - None  
 HR - WVU - Kearns; TTU - Long  
 T - 4:28 A - 5,067 W - Sunny, Hot and Humid, 88

### Game 58 | Oklahoma State 4, West Virginia 3 | Big 12 Championship

May 27, 2017	Chickasaw Bricktown Ballpark									Oklahoma City				
	1	2	3	4	5	6	7	8	9	10	R	H	E	Record
Oklahoma State	0	0	0	0	3	0	0	0	1		4	7	2	(29-25)
West Virginia	0	0	0	1	0	1	0	0	1	0	3	8	2	(34-24)

Win - Teel (5-4) Loss - Troutt (1-1) Save - None  
 HR - None  
 T - 4:10 A - 5,241 W - Sunny, Hot and Humid, 90

## Inning-By-Inning Analysis

Score by innings	1	2	3	4	5	6	7	8	9	EX	Total
West Virginia	43	21	34	61	42	37	35	25	36	8	342
Opponents	21	32	26	18	29	42	38	28	26	7	267

### RECORD WHEN TEAM SCORES:

Runs	0	1	2	3	4	5	6	7	8	9	10+
W-L	0-2	0-2	1-6	2-3	6-7	6-1	2-2	1-0	6-1	2-0	8-0

### RECORD WHEN OPPONENT SCORES:

Runs	0	1	2	3	4	5	6	7	8	9	10+
W-L	2-0	10-1	3-0	6-2	4-3	3-1	1-4	3-4	1-5	1-2	0-2

### RECORD WHEN LEADING AFTER:

Inn.	1	2	3	4	5	6	7	8
W-L	14-4	16-6	19-5	24-8	23-8	27-4	27-3	28-1

### RECORD WHEN TRAILING AFTER:

Inn.	1	2	3	4	5	6	7	8
W-L	3-9	6-14	9-14	7-14	7-13	6-15	6-19	4-19

### RECORD WHEN TIED AFTER:

Inn.	1	2	3	4	5	6	7	8
W-L	17-11	12-4	6-5	3-2	4-3	1-5	1-2	1-4







# 2017 BIG 12 CONFERENCE STATS

## Hitting Statistics

Player	avg	gp-gs	ab	r	h	2b	3b	hr	rbi	tb	slg%	bb	hp	so	gdp	ob%	sf	sh	sb-att	po	a	e	fld%
26 Zarbnisky, Braden	.347	17-10	49	10	17	1	0	0	2	18	.367	4	1	8	1	.400	1	2	8-8	1	5	0	1.000
9 Gray, Kyle	.322	24-24	90	16	29	7	2	2	14	46	.511	20	0	25	2	.441	1	3	4-8	43	47	4	.957
5 Davis, Kyle	.306	24-24	85	11	26	3	1	4	12	43	.506	13	1	21	0	.404	0	2	0-3	59	1	2	.968
32 Gonzalez, Ivan	.264	21-19	72	8	19	3	1	1	8	27	.375	7	2	6	4	.337	2	2	2-3	127	16	1	.993
28 Austin, Cole	.257	24-24	105	9	27	3	0	1	11	33	.314	3	0	17	0	.278	0	0	3-5	28	39	4	.944
31 Hill, Darius	.255	24-24	94	14	24	3	0	2	13	33	.351	6	0	10	2	.297	1	2	0-2	36	0	0	1.000
46 White, Brandon	.247	23-22	73	8	18	1	1	0	5	21	.288	8	0	17	1	.317	1	3	7-10	66	4	0	1.000
13 Cramer, Jackson	.225	24-24	89	15	20	4	0	4	13	36	.404	14	3	30	1	.346	1	0	1-2	163	11	0	1.000
3 Galusky, Jimmy	.216	23-22	74	10	16	4	0	1	5	23	.311	5	0	20	0	.266	0	4	4-5	35	46	7	.920
-----																							
25 Inman, Marques	.357	3-3	14	0	5	1	0	0	1	6	.429	0	0	1	0	.357	0	0	0-0	0	0	0	.000
23 Brophy, Kevin	.300	8-1	10	0	3	0	0	0	1	3	.300	5	0	3	1	.533	0	0	0-0	0	2	0	1.000
24 Illig, Chase	.235	14-9	34	4	8	1	0	1	8	12	.353	6	2	10	0	.381	0	0	0-0	61	11	0	1.000
12 Lake, TJ	.125	16-2	8	3	1	0	0	0	1	1	.125	0	0	2	0	.125	0	0	2-3	7	0	0	1.000
41 Kearns, Isaiah	.000	3-1	4	0	0	0	0	0	0	0	.000	0	0	1	0	.000	0	0	0-0	0	0	0	.000
47 Manoah, Alek	.000	2-0	1	0	0	0	0	0	0	0	.000	1	0	0	0	.500	0	0	0-0	2	2	1	.800
45 Zitel, Andrew	.000	2-0	1	0	0	0	0	0	0	0	.000	0	0	1	0	.000	0	1	0-0	0	0	0	.000
33 Myers, BJ	.000	4-4	0	0	0	0	0	0	0	0	.000	0	0	0	0	.000	0	0	0-0	2	4	0	1.000
6 Troutt, Riley	.000	1-0	0	0	0	0	0	0	0	0	.000	0	0	0	0	.000	0	0	0-0	0	0	1	.000
2 Grove, Michael	.000	3-3	0	0	0	0	0	0	0	0	.000	0	0	0	0	.000	0	0	0-0	1	0	0	1.000
Totals	.265	24	803	108	213	31	5	16	94	302	.376	92	9	172	12	.345	7	19	31-49	636	204	23	.973
Opponents	.252	24	779	112	196	35	5	19	101	298	.383	91	18	185	11	.340	8	16	21-34	640	235	26	.971

LOB - Team (184), Opp (164). DPs turned - Team (20), Opp (22). CI - Team (0), Opp (2). IBB - Team (2), Cramer, J. 1, Gray, K. 1, Opp (2). Picked off - Inman, M. 2, Gonzalez, I. 1, Davis, K. 1.

## Pitching Statistics

Player	era	w-l	app	gs	cg	sho	sv	ip	h	r	er	bb	so	2b	3b	hr	b/avg	wp	hp	bks	sfa	sha	
2 Grove, Michael	1.98	1-0	5	5	0	0/1	0	27.1	15	9	6	7	35	0	0	2	.156	0	0	0	0	0	
33 Myers, BJ	3.14	2-2	8	8	1	0/0	0	51.2	46	20	18	9	46	9	1	1	.242	2	5	0	3	3	
47 Manoah, Alek	3.55	0-1	6	5	0	0/0	0	25.1	22	11	10	15	17	5	1	0	.247	5	4	2	1	0	
-----																							
8 Ennis, Shane	0.00	0-0	1	0	0	0/0	0	1.1	1	0	0	0	1	0	0	0	.200	0	0	0	0	0	
42 Kessler, Sam	0.47	1-2	7	0	0	0/0	0	19.1	13	3	1	10	15	4	0	1	.191	2	1	0	0	0	
26 Zarbnisky, Braden	3.00	4-1	10	0	0	0/0	3	18.0	17	6	6	7	18	2	0	1	.266	2	2	0	1	3	
4 Wood, Cody	4.05	0-0	6	0	0	0/0	1	6.2	4	3	3	1	3	0	0	0	.190	1	1	0	1	1	
34 Sigman, Jackson	6.41	3-1	16	0	0	0/0	0	19.2	22	15	14	11	19	2	1	4	.293	0	2	0	0	1	
16 McDonald, Ryan	6.75	1-1	8	0	0	0/0	0	13.1	15	13	10	9	10	4	1	2	.288	2	0	0	1	2	
43 Strowd, Kade	7.06	0-3	8	5	0	0/0	0	21.2	28	17	17	12	13	6	1	5	.326	1	3	1	0	4	
10 Dotson, Conner	10.38	0-1	1	1	0	0/0	0	4.1	6	5	5	5	4	0	0	2	.375	0	0	0	1	1	
41 Kearns, Isaiah	20.25	0-0	2	0	0	0/0	0	1.1	3	4	3	3	1	2	0	1	.429	0	0	0	0	0	
6 Troutt, Riley	22.50	0-0	3	0	0	0/1	0	2.0	4	6	5	2	3	1	0	0	.400	0	0	0	0	1	
Totals	4.16	12-12	24	24	1	1/1	4	212.0	196	112	98	91	185	35	5	19	.252	15	18	3	8	16	
Opponents	3.84	12-12	24	24	1	1/1	5	213.1	213	108	91	92	172	31	5	16	.265	15	9	4	7	19	

PB - Team (1), Gonzalez, I. 1, Opp (4). Pickoffs - Team (6), Zarbnisky, B 2, Strowd, K. 1, Manoah, A. 1, Illig, C. 1, Kessler, S. 1, Opp (4). SBA/ATT - Gonzalez, I. (15-22), Illig, C. (6-10), Zarbnisky, B (4-6), Manoah, A. (2-5), Myers, BJ (3-5), Grove, M. (4-5), Sigman, J. (2-4), McDonald, R. (3-4), Strowd, K. (1-2), Wood, C. (1-1), Dotson, C. (0-1), Troutt, R. (1-1).

## Starting Lineup by Position

<b>Catcher</b>		
Ivan Gonzalez	36	17-19
Chase Illig	22	17-5
<b>First Base</b>		
Jackson Cramer	55	32-23
Marques Inman	2	2-0
Kevin Brophy	1	0-1
<b>Second Base</b>		
Kyle Gray	49	28-21
TJ Lake	8	5-3
Cole Austin	1	1-0
<b>Third Base</b>		
Cole Austin	49	26-23
Ivan Gonzalez	6	5-1
Kevin Brophy	3	3-0
<b>Shortstop</b>		
Jimmy Galusky	54	31-23
Cole Austin	4	3-1
<b>Left Field</b>		
Kyle Davis	55	33-22
TJ Lake	2	1-1
Zarbnisky, Braden	1	0-1
<b>Center Field</b>		
Braden Zarbnisky	49	29-20
TJ Lake	6	3-3
Braden Zarbnisky	3	2-1
<b>Right Field</b>		
Darius Hill	57	33-24
TJ Lake	1	1-0
<b>Designated Hitter</b>		
Braden Zarbnisky	20	10-10
Marques Inman	14	7-7
Michael Grove	5	4-1
Ivan Gonzalez	4	4-0
Kyle Davis	3	1-2
BJ Myers	4	2-2
Jackson Cramer	2	2-0
Chase Illig	2	1-1
Alek Manoah	1	0-1
Conner Dotson	1	1-0
Isaiah Kearns	1	1-0
Kevin Brophy	1	1-0

## Starting Lineup by Batting Order

<b>Leadoff</b>		
Kyle Gray	41	24-17
Kyle Davis	13	7-6
Brandon White	4	3-1
<b>2nd</b>		
Ivan Gonzalez	28	18-10
Kyle Gray	8	4-4
Kyle Davis	7	4-3
Darius Hill	6	3-3
Brandon White	5	1-4
Braden Zarbnisky	4	4-0
<b>3rd</b>		
Jackson Cramer	32	20-12
Darius Hill	12	7-5
Braden Zarbnisky	6	3-3
Kyle Davis	5	4-1
Marques Inman	2	0-2
Cole Austin	1	0-1
<b>Cleanup</b>		
Cole Austin	35	21-14
Jackson Cramer	13	7-6
Kyle Davis	8	5-3
Marques Inman	1	0-1
Darius Hill	1	1-0
<b>5th</b>		
Darius Hill	33	19-14
Cole Austin	12	8-4
Jackson Cramer	6	3-3
Marques Inman	4	2-2
Kyle Davis	2	1-1
Chase Illig	1	1-0
<b>6th</b>		
Kyle Davis	23	13-10
Ivan Gonzalez	10	4-6
Marques Inman	6	5-1
Jackson Cramer	5	4-1
Darius Hill	4	3-1
Cole Austin	4	0-4
Chase Illig	3	3-0
TJ Lake	1	1-0
Alek Manoah	1	0-1
Kevin Brophy	1	1-0
<b>7th</b>		
Chase Illig	11	7-4
Braden Zarbnisky	10	4-6
Jimmy Galusky	9	7-2
TJ Lake	7	3-4
Ivan Gonzalez	4	2-2
BJ Myers	4	2-2
Marques Inman	3	2-1
Michael Grove	3	3-0
Kevin Brophy	2	1-1
Conner Dotson	1	1-0
Isaiah Kearns	1	1-0
Darius Hill	1	0-1
Cole Austin	1	1-0
<b>8th</b>		
Jimmy Galusky	37	20-17
Chase Illig	7	6-1
Ivan Gonzalez	4	2-2
TJ Lake	4	3-1
Braden Zarbnisky	2	1-1
Michael Grove	2	1-1
Kevin Brophy	1	1-0
Cole Austin	1	0-1
<b>9th</b>		
Brandon White	40	25-15
Jimmy Galusky	8	4-4
TJ Lake	5	3-2
Braden Zarbnisky	2	0-2
Kevin Brophy	1	1-0
Chase Illig	2	1-1



## Career Multi-Hit Games

Player	2014	2015	2016	2017	Total
Kyle Davis		25	14	18	57
Jackson Cramer	6	13	19	17	55
Darius Hill			27	19	46
Ivan Gonzalez			15	16	31
Cole Austin			7	22	29
Kyle Gray			12	13	25
Jimmy Galusky			14	8	22
Braden Zarbnisky			6	9	15
Brandon White				9	9
Marques Inman		3		5	8
Chase Illig				7	7
Andrew Zitel			2	0	2
TJ Lake				2	2
Kevin Brophy				2	2

## Career Multi-RBI Games

Player	2014	2015	2016	2017	Total
Jackson Cramer	4	5	11	11	31
Kyle Davis		7	8	9	24
Darius Hill			10	12	22
Ivan Gonzalez			7	7	14
Cole Austin			5	9	14
Kyle Gray			4	7	11
Jimmy Galusky			3	6	9
Marques Inman		3	2	5	5
Chase Illig				5	5
Brandon White				3	3
Braden Zarbnisky			2	1	3
Andrew Zitel			2	0	2
Kevin Brophy				1	1

## Career Home Runs

Player	2014	2015	2016	2017	Total
Jackson Cramer	1	8	9	10	28
Kyle Davis		4	10	8	22
Cole Austin			4	6	10
Darius Hill			3	4	7
Chase Illig				3	3
Marques Inman			1	2	3
Jimmy Galusky			1	2	3
Ivan Gonzalez			0	4	4
Kyle Gray			0	2	2
Isaiah Kearns				2	2
Braden Zarbnisky			0	1	1
Andrew Zitel			0	1	1

## Career Start Chart

Player	Career	2017	Consecutive
Jackson Cramer	185	57	11
Kyle Davis	166	58	85
Darius Hill	115	57	44
Jimmy Galusky	111	54	2
Kyle Gray	98	49	49
Cole Austin	93	54	7
Ivan Gonzalez	83	46	10
Brandon White	48	48	1
Braden Zarbnisky	47	24	5
Marques Inman	33	16	0
Chase Illig	24	24	0
TJ Lake	17	17	0
Michael Grove	5	5	0
Kevin Brophy	5	5	0
Andrew Zitel	4	0	0
BJ Myers	4	4	0
Alek Manoah	1	1	0
Conner Dotson	1	1	0
Isaiah Kearns	1	1	0

## Home Run Breakdown

No.	Player	Gm#	Date	Opponent	Pitcher	On Base	Inn	Outs	Count	Score	Final
1.	Kyle Davis	1	2/17	at Charlotte	Colton Laws	1	5	2	0-0	L, 2-0	L, 6-3
2.	Darius Hill	5	2/25	at Coastal Carolina	Andrew Beckwith	1	1	1	1-0	0-0	W, 22-0
3.	Cole Austin	5	2/25	at Coastal Carolina	Andrew Beckwith	2	4	0	0-1	W, 6-4	W, 22-0
4.	Jimmy Galusky	5	2/25	at Coastal Carolina	Rafi Vazquez	0 *	6	0	1-2	W, 12-7	W, 22-0
5.	Marques Inman	5	2/25	at Coastal Carolina	Mitchell Mikes	0 *	9	0	0-0	W, 14-9	W, 22-0
6.	Ivan Gonzalez	5	2/25	at Coastal Carolina	Mitchell Mikes	0	9	0	1-1	W, 15-9	W, 22-0
7.	Jackson Cramer	5	2/25	at Coastal Carolina	Mitchell Mikes	2	9	0	1-2	W, 19-9	W, 22-0
8.	Darius Hill	6	2/26	vs. Ball State	Colin Brockhouse	1	8	2	1-0	L, 1-0	W, 4-1
9.	Cole Austin	7	2/27	at Coastal Carolina	Zack Hopeck	0	3	1	0-1	W, 2-1	W, 4-1
10.	Jackson Cramer	8	3/2	at Nicholls	Alex Ernestine	1	6	2	1-0	W, 5-0	W, 8-1
11.	Cole Austin #	11	3/5	at Tulane	Ross Massey	0	3	1	0-0	W, 4-2	W, 18-5
12.	Isaiah Kearns	11	3/5	at Tulane	Robert Price	0	9	1	0-1	W, 17-5	W, 18-5
13.	Marques Inman	12	3/8	at SE Louisiana	Carlisle Koestler	0	2	2	1-0	0-0	L, 4-2 (12)
14.	Chase Illig	13	3/10	at Old Dominion	Sam Sinnen	1	4	2	2-2	0-0	L, 8-4
15.	Kyle Davis	14	3/10	at Old Dominion	Adam Bainbridge	0	6	1	1-1	1-1	W, 3-1
16.	Jackson Cramer	19	3/24	Jacksonville	Spencer Stockton	1	9	2	1-1	3-3	W, 5-3
17.	Chase Illig	20	3/25	Jacksonville	Chris Gau	0 *	2	0	1-1	W, 2-0	W, 8-1
18.	Jackson Cramer	20	3/25	Jacksonville	Chris Gau	0	5	2	2-1	W, 3-1	W, 8-1
19.	Cole Austin	24	4/1	at Oklahoma State	Jake Cowan	1	9	1	2-0	L, 3-1	W, 5-3
20.	Chase Illig	25	4/2	at Oklahoma State	Blake Battenfield	3	3	1	2-2	2-2	W, 9-8
21.	Jackson Cramer	26	4/4	Marshall	Brad O'Conner	1	1	1	3-1	L, 1-0	W, 14-7
22.	Ivan Gonzalez	28	4/7	Kansas	Taylor Turski	1	1	0	3-2	0-0	W, 10-1
23.	Kyle Gray	28	4/7	Kansas	Gabriel Sotomayor	1	8	1	1-1	W, 8-0	W, 10-1
24.	Darius Hill	29	4/8	Kansas	Jackson Goddard	1	4	1	0-0	0-0	W, 8-0
25.	Jackson Cramer	29	4/8	Kansas	Jackson Goddard	0	5	1	1-1	W, 4-0	W, 8-0
26.	Kyle Davis	29	4/8	Kansas	Jeider Rincon	2	5	1	1-1	W, 5-0	W, 8-0
27.	Darius Hill	30	4/9	Kansas	Ryan Zeferjahn	1	4	1	3-2	L, 2-0	L, 7-2
28.	Cole Austin	31	4/11	at Maryland	Taylor Bloom	2	1	0	1-0	0-0	L, 7-6
29.	Jackson Cramer	31	4/11	at Maryland	Taylor Stiles	0	3	1	3-1	W, 3-0	L, 7-6
30.	Jimmy Galusky	33	4/15	TCU	Nick Lodolo	1	2	0	1-0	W, 1-0	L, 8-6
31.	Kyle Davis	33	4/15	TCU	Trey Morris	1	3	0	1-1	W, 3-0	L, 8-6
32.	Kyle Davis	35	4/18	at Marshall	Will Ray	0	5	1	2-2	W, 4-2	W, 8-4
33.	Ivan Gonzalez	35	4/18	at Marshall	Will Ray	1	6	1	1-0	W, 5-4	W, 8-4
34.	Kyle Gray	38	4/23	at Kansas State	Kasey Ford	0 *	4	0	2-0	0-0	L, 11-4
35.	Kyle Davis	39	4/25	at Virginia Tech	Andrew McDonald	2	4	1	0-0	L, 5-4	W, 8-6
36.	Kyle Davis	41	4/29	Oklahoma	Kyle Tyler	0	2	2	2-2	0-0	L, 3-1
37.	Jackson Cramer	42	4/20	Oklahoma	Devon Perez	1	6	1	3-2	L, 4-0	L, 7-4 (10)
38.	Ivan Gonzalez	43	5/2	Eastern Michigan	Justin McMurtrey	1	1	0	3-2	0-0	W, 17-1
39.	Braden Zarbnisky	43	5/2	Eastern Michigan	Luke DeVenney	2	4	2	0-0	W, 9-0	W, 17-1
40.	Kyle Davis	45	5/6	Texas Tech	Ryan Shetter	0	3	1	1-1	W, 2-1	L, 4-3
41.	Cole Austin	47	5/9	Penn State	Dakota Forsyth	0*	8	0	1-2	L, 5-4	L, 6-5
42.	Andrew Zitel	49	5/13	Gardner-Webb	Taylor Goodwin	1	8	2	0-1	W, 13-5	W, 15-5
43.	Jackson Cramer	54	5/21	at Texas	Kyle Johnston	0	4	1	0-0	L, 4-0	L, 9-4
44.	Jackson Cramer	54	5/21	at Texas	Connor Mayes	0*	8	0	0-0	L, 6-3	L, 9-4
45.	Isaiah Kearns	57	5/26	vs. Texas Tech	Dylan Dusek	0	8	1	1-2	L, 6-3	W, 12-7 (10)

\* - leadoff home run

# - inside the park home run

## Hitting Streaks

Player	Longest		
	Career	2017	Current
Kyle Davis	15	12	0
Darius Hill	13	12	4
Jackson Cramer	12	7	0
Ivan Gonzalez	11	8	5
Cole Austin	10	10	0
Kyle Gray	9	5	5
Braden Zarbnisky	9	9	0
Brandon White	8	8	0
Marques Inman	6	6	0
Jimmy Galusky	6	6	3
Kevin Brophy	4	4	1
Andrew Zitel	3	2	0
TJ Lake	3	3	1
Chase Illig	3	3	0
Isaiah Kearns	2	2	1

## Reached Base Streaks

Player	Longest		
	Career	2017	Current
Jackson Cramer	50	14	6
Kyle Davis	36	23	4
Brandon White	16	16	0
Kyle Gray	14	14	7
Ivan Gonzalez	13	11	11
Darius Hill	13	12	4
Cole Austin	10	10	0
Chase Illig	10	10	0
Braden Zarbnisky	10	10	0
TJ Lake	9	9	1
Jimmy Galusky	7	7	3
Marques Inman	6	6	0
Kevin Brophy	6	6	1
Andrew Zitel	3	2	0
Isaiah Kearns	2	2	1
Alek Manoah	1	1	0

## Game-Winning RBI

No.	Player (#)	Gm#	Date	Opponent	Runs	Outs	Count	Inning	Final	Play
1.	Darius Hill (1)	3	2/19	at Charlotte	2	2	1-2	7	6-3	2B to RC
2.	Cole Austin (1)	4	2/24	vs. Ball State	3	2	1-2	7	5-3	3B to RF
3.	Jackson Cramer (1)	5	2/25	at Coastal Carolina	1	1	2-2	5	22-9	2B to CF
4.	Darius Hill (2)	6	2/26	vs. Ball State	2	2	1-0	8	4-1	HR to RF
5.	Cole Austin (2)	7	2/27	at Coastal Carolina	1	1	0-1	1	4-1	1B thru LS
6.	Chase Illig (1)	8	3/2	at Nicholls	1	0	2-1	4	8-1	3B to CF
7.	N/A *	11	3/5	at Tulane	1	1	--	3	18-5	FPO to 1B
8.	Kyle Davis (1)	14	3/10	at Old Dominion	1	1	1-1	6	3-1	HR to LF
9.	Darius Hill (3)	16	3/17	at Baylor	1	1	0-0	3	7-1	1B up MI
10.	Cole Austin (3)	17	3/18	at Baylor	1	2	0-0	9	6-5	1B to CF
11.	Jackson Cramer (2)	19	3/24	Jacksonville	2	2	1-1	9 ^	5-3	HR to RC
12.	Darius Hill (4)	20	3/25	Jacksonville	2	2	3-1	1	8-1	2B to LC
13.	Cole Austin (4) *	22	3/28	at Pitt	2	2	0-1	5	8-4	E9, F
14.	N/A *	24	4/1	at Oklahoma State	1	0	--	10	5-3	WP
15.	Jackson Cramer (3)	25	4/2	at Oklahoma State	1	2	1-1	8	9-8	1B to CF
16.	Cole Austin (5)	26	4/4	Marshall	1	1	0-1	4	14-7	1B to LF
17.	N/A	27	4/5	Morehead State	1	2	--	1	5-1	WP
18.	Ivan Gonzalez (1)	28	4/7	Kansas	2	0	3-2	1	10-1	HR to LF
19.	Darius Hill (5)	29	4/8	Kansas	2	1	0-0	4	8-0	HR to RC
20.	Ivan Gonzalez (2)	32	4/14	TCU	1	2	3-0	9 ^	5-4	SF to LF
21.	Darius Hill (6)	34	4/16	TCU	1	2	3-1	9 ^	5-4	BB
22.	Kyle Davis (2)	35	4/18	at Marshall	1	1	2-2	5	8-4	HR to LF
23.	Jimmy Galusky (1)	36	4/21	at Kansas State	1	1	0-2	8	9-7	FC to 2B
24.	Kyle Gray (1)	39	4/25	at Virginia Tech	1	1	2-2	6	8-6	SF to CF
25.	Kyle Gray (2)	40	4/28-29	Oklahoma	1	2	0-1	6	4-2	1B thru LS
26.	Ivan Gonzalez (3)	41	5/2	Eastern Michigan	2	0	3-2	1	17-1	HR to LF
27.	Cole Austin (6)	46	5/7	Texas Tech	1	2	1-0	5	3-2	1B to RF
28.	Chase Illig (2)	48	5/10	vs. Penn State	1	1	0-1	4	4-2	2B to RC
29.	Kyle Davis (3)	49	5/13	Gardner-Webb	1	0	2-2	5	15-5	1B thru LS
30.	Kyle Gray (3)	50	5/14	Gardner-Webb	1	0	2-2	7	4-3	5-3 Groundout
31.	Kyle Davis (4)	51	5/16	Pitt	1	0	2-2	6	2-0	3B to LC
32.	Darius Hill (7)	53	5/20	at Texas	1	2	1-0	9	4-3	2B to LF
33.	Kyle Davis (5)	55	5/24	vs. Baylor	1	2	2-0	1	11-1	1B to CF
34.	Cole Austin (7)	57	5/26	vs. Texas Tech	1	1	3-1	10	12-7	BB

\* - No RBI credited on the play  
 ^ - Walk-off hit

## Hitting Breakdown

Player	Multi-Hit Games					Multi-RBI Games					Home Runs					Career Game Highs		
	Total	2	3	4	5+	Total	2	3	4	5+	Total	Solo	2	3	GS	Hits	RBI	HR
Cole Austin	22	15	6	1	0	9	4	4	1	0	6	3	1	2	0	4	5	1
Kevin Brophy	2	1	1	0	0	1	1	0	0	0	0	0	0	0	0	3	2	0
Jackson Cramer	17	13	3	0	1	11	7	1	1	2	10	5	4	1	0	5	6	2
Kyle Davis	18	9	8	1	0	9	3	4	0	2	8	3	2	3	0	4	5	1
Jimmy Galusky	8	3	5	0	0	6	4	2	0	0	2	1	2	0	0	5	3	1
Ivan Gonzalez	16	12	3	1	0	7	4	3	0	0	4	1	3	0	0	4	3	1
Kyle Gray	13	10	3	0	0	7	2	4	1	0	2	2	0	0	0	3	4	1
Darius Hill	19	16	2	1	0	13	11	1	1	0	4	0	4	0	0	4	4	1
Chase Illig	7	7	0	0	0	5	4	0	1	0	3	1	1	0	1	2	4	1
Marques Inman	5	2	2	1	0	2	2	0	0	0	2	2	0	0	0	4	3	1
Isaiah Kearns	0	0	0	0	0	0	0	0	0	0	2	2	0	0	0	1	1	1
TJ Lake	2	1	1	0	0	0	0	0	0	0	0	0	0	0	0	3	1	0
Brandon White	9	6	3	0	0	3	3	0	0	0	0	0	0	0	0	3	2	0
Braden Zarbnisky	9	6	2	1	0	1	0	1	0	0	1	0	0	1	0	4	3	1
Andrew Zitel	0	0	0	0	0	1	1	0	0	0	1	0	1	0	0	3	2	1





### ALPHABETICAL ROSTER

No.	Name	Pos.	B/T	Yr.	Ht.	Wt.	Hometown	High School/Last School
29	Phillip Ahern	LHP	L/L	Fr.	6-1	180	Austin, Texas	Vandegrift HS
28	Cole Austin	INF	R/R	So.	6-1	185	Kennesaw, Ga.	Harrison HS
23	Kevin Brophy	INF	L/R	Fr.	6-3	215	Randolph, N.J.	Morristown Beard School
44	Carter Camp	RHP	R/R	Fr.	6-5	215	McKinney, Texas	McKinney North HS
22	Tanner Campbell	RHP	R/R	So.	6-1	170	DeLeon Springs, Fla.	Taylor HS
13	Jackson Cramer	1B	L/R	Sr.	6-4	230	Coppell, Texas	Coppell HS
5	Kyle Davis	OF	R/R	Jr.	6-0	195	Cincinnati, Ohio	Cincinnati Hills Christian
37	Nick Denicola	C	R/R	Fr.	6-0	210	East Hanover, N.J.	Seton Hall Prep
10	Conner Dotson	RHP	R/R	Jr.	6-4	210	Flower Mound, Texas	Marcus HS
8	Shane Ennis	RHP	R/R	Jr.	6-2	200	Romney, W.Va.	Hampshire HS
3	Jimmy Galusky	INF	R/R	r-So.	6-3	185	Arthurdale, W.Va.	Preston HS
32	Ivan Gonzalez	C/3B	R/R	So.	5-9	190	Round Rock, Texas	Stony Point HS
9	Kyle Gray	INF	L/R	So.	5-10	175	Blanco, Texas	Blanco HS
2	Michael Grove	RHP	R/R	So.	6-3	200	Wheeling, W.Va.	Wheeling Park HS
31	Darius Hill	OF	L/L	So.	6-1	190	Dallas, Texas	Dallas Jesuit
24	Chase Illig	C	S/R	r-Fr.	6-0	210	Bluefield, W.Va.	College of Charleston
25	Marques Inman	INF	R/R	So.	6-1	215	Elyria, Ohio	Elyria HS
41	Isaiah Kearns	RHP/INF	R/R	Fr.	6-1	195	Lewistown, Pa.	Mifflin County
42	Sam Kessler	RHP	R/R	Fr.	6-1	192	Mount Sinai, N.Y.	Mount Sinai
27	Gibson Krzeminski	OF	S/R	Fr.	5-11	200	Tecumseh, Ontario	St. Anne
12	TJ Lake	OF	L/R	r-Fr.	6-1	185	Toledo, Ohio	St. John's Jesuit
47	Alek Manoah	RHP/1B	R/R	Fr.	6-6	260	Miami, Fla.	South Dade Sr.
16	Ryan McDonald	RHP	R/R	Fr.	6-7	215	Las Vegas, Nev.	West Ashley
30	Zach Miller	OF	R/R	Fr.	6-4	185	Lawrenceville, Ga.	Mountain View
15	Endy Morales	RHP	R/R	So.	6-0	218	Holyoke, Mass.	Suffield Academy
33	BJ Myers	RHP	R/R	Jr.	6-0	195	Flower Mound, Texas	Flower Mound HS
40	Jacob Potock	RHP	R/R	So.	6-5	250	Glenshaw, Pa.	Shaler Area HS
34	Jackson Sigman	RHP	R/R	Sr.	6-2	200	Austin, Texas	Glendale CC
43	Kade Strowd	RHP	R/R	Fr.	6-2	175	Fort Worth, Texas	Mansfield Legacy
6	Riley Troutt	RHP	R/R	Fr.	5-9	175	Bartow, Fla.	Bartow Sr. High
7	Frank Vesuvio	RHP/OF	R/R	Fr.	5-10	170	Armonk, N.Y.	Byram Hills
46	Brandon White	OF/RHP	R/R	Fr.	5-11	160	Winter Springs, Fla.	Winter Springs HS
4	Cody Wood	RHP	R/R	r-Fr.	6-3	195	Denver, Colo.	Cherry Creek HS
26	Braden Zarbnisky	RHP/OF	L/R	So.	6-3	185	Marietta, Ga.	Pope HS
45	Andrew Zitel	INF	R/R	So.	6-2	207	Hillsborough, N.J.	Hillsborough HS

### NUMERICAL ROSTER

No.	Name	Pos.
2	Michael Grove	RHP
3	Jimmy Galusky	INF
4	Cody Wood	RHP
5	Kyle Davis	OF
6	Riley Troutt	RHP
7	Frank Vesuvio	RHP/OF
8	Shane Ennis	RHP
9	Kyle Gray	INF
10	Conner Dotson	RHP
12	TJ Lake	OF
13	Jackson Cramer	1B
15	Endy Morales	RHP
16	Ryan McDonald	RHP
22	Tanner Campbell	RHP
23	Kevin Brophy	INF
24	Chase Illig	C
25	Marques Inman	INF
26	Braden Zarbnisky	RHP/OF
27	Gibson Krzeminski	OF
28	Cole Austin	INF
29	Phillip Ahern	LHP
30	Zach Miller	OF
31	Darius Hill	OF
32	Ivan Gonzalez	C/3B
33	BJ Myers	RHP
34	Jackson Sigman	RHP
37	Nick Denicola	C
40	Jacob Potock	RHP
41	Isaiah Kearns	RHP/INF
42	Sam Kessler	RHP
43	Kade Strowd	RHP
44	Carter Camp	RHP
45	Andrew Zitel	INF
46	Brandon White	OF/RHP
47	Alek Manoah	RHP/1B

### COACHES AND STAFF

**Head Coach:** Randy Mazey (5th season)  
**Assistant Coach:** Derek Matlock  
**Assistant Coach:** Steve Sabins  
**Volunteer Assistant:** Cody Atkinson  
**Strength Coach:** Chris Dunaway  
**Director of Player Development:** Ryan Tuntland  
**Athletic Trainer:** Will Payne

### PRONUNCIATION GUIDE

Shane **Ennis** . . . . . ENN-iss  
Jimmy **Galusky** . . . . . guh-LOO-skee  
Ivan Gonzalez . . . . . l-ven  
Chase **Illig** . . . . . Ill-ig  
**Marques** Inman . . . . . Marcus  
Gibson **Krzeminski** . . . . . Ker-min-ski  
Randy **Mazey** . . . . . may-Zee  
Alek **Manoah** . . . . . Mu-Noh-ah  
**Endy Morales** . . . . . End-ee More-al-us  
Frank **Vesuvio** . . . . . Vuh-Sue-vee-oh  
Braden **Zarbnisky** . . . . . Zarb-nis-key  
Andrew **Zitel** . . . . . Zie-Tell

### ROSTER BREAKDOWN

By Class	
Freshmen . . . . .	17
Sophomores . . . . .	12
Juniors . . . . .	4
Seniors . . . . .	2
By Position	
Catchers . . . . .	3
Infielders . . . . .	10
Outfielders . . . . .	8
Right-Handed Pitchers . . . . .	19
Left-Handed Pitchers . . . . .	1
By State	
Texas . . . . .	10
Florida, West Virginia . . . . .	4
Georgia, New Jersey, Ohio . . . . .	3
Pennsylvania, New York . . . . .	2
Colorado, Massachusetts, Ontario, Canada, Nevada . . . . .	1